



US00D592886S

(12) **United States Design Patent**
Mainzer

(10) **Patent No.:** **US D592,886 S**

(45) **Date of Patent:** **** May 26, 2009**

(54) **FURNITURE**

(75) Inventor: **Philipp Mainzer**, Frankfurt (DE)

(73) Assignee: **e15 Design und Distributions GmbH**,
Oberursel (DE)

(**) Term: **14 Years**

(21) Appl. No.: **29/311,187**

(22) Filed: **Jan. 13, 2009**

Related U.S. Application Data

(62) Division of application No. 29/290,737, filed on Jan. 9,
2008, now Pat. No. Des. 587,919.

Foreign Application Priority Data

Jul. 9, 2007 (EM) 000754379

(51) **LOC (9) Cl.** **06-02**

(52) **U.S. Cl.** **D6/393; D6/361**

(58) **Field of Classification Search** D6/382-384,
D6/388, 392-395, 505-508, 332, 336, 397,
D6/361; 5/53.1, 907, 279.1, 280, 281, 2.1,
5/3, 7; 297/147

See application file for complete search history.

(56) **References Cited**

U.S. PATENT DOCUMENTS

D269,482 S *	6/1983	Ungaro	D6/361
D335,035 S *	4/1993	Floyd	D6/361
D361,872 S *	8/1995	McMahon et al.	D30/118
D495,160 S *	8/2004	Dordoni	D6/384

* cited by examiner

Primary Examiner—Janice E Seeger

(74) *Attorney, Agent, or Firm*—Dennison, Schultz &
MacDonald

(57) **CLAIM**

The ornamental design for furniture, as shown and described.

DESCRIPTION

FIG. 1 is a top perspective view showing my new design;

FIG. 2 is front elevational view thereof;

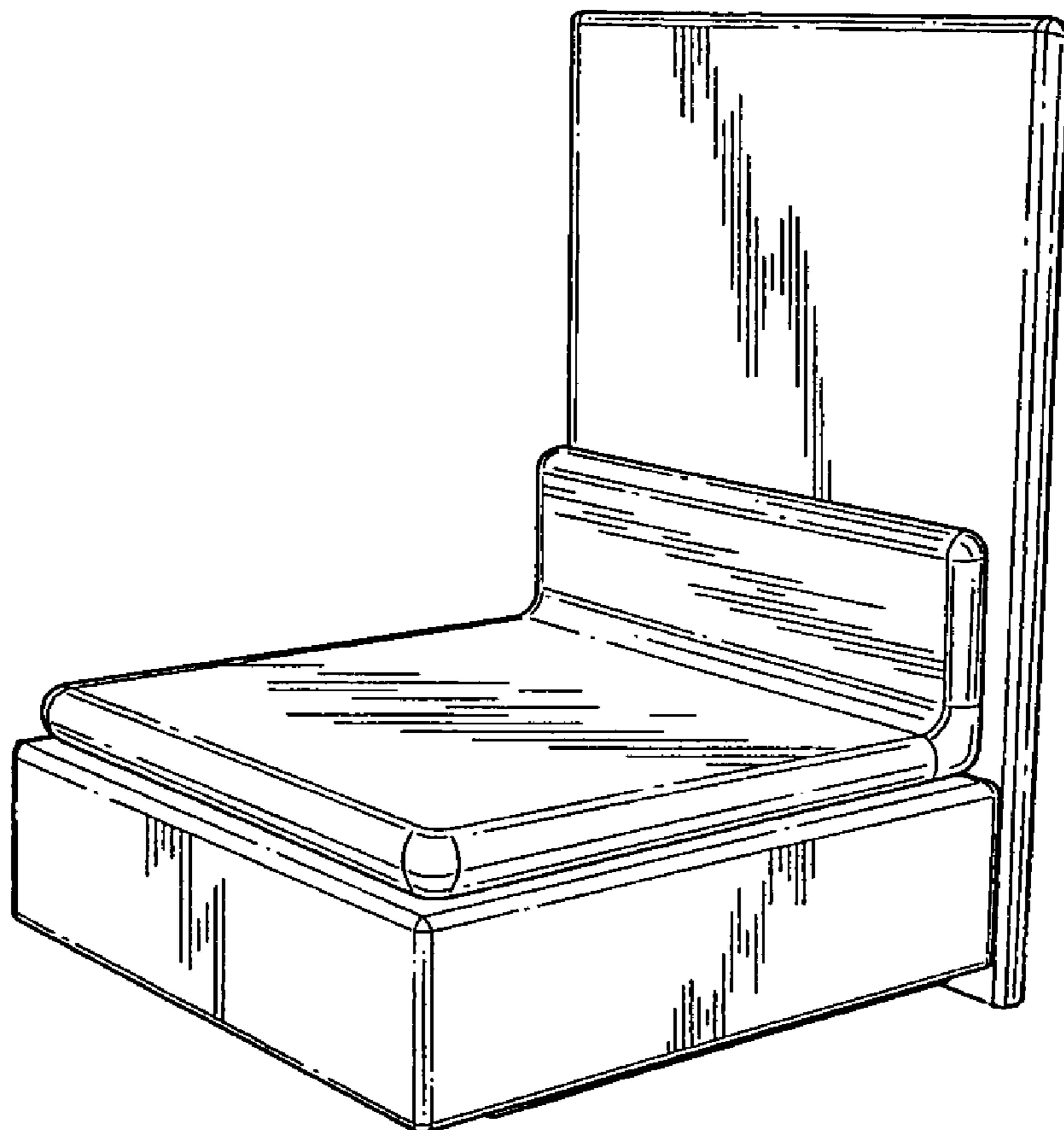
FIG. 3 is a right side elevational view thereof;

FIG. 4 is a rear elevational view thereof;

FIG. 5 is a top plan view thereof; and,

FIG. 6 is a bottom plan view thereof.

1 Claim, 2 Drawing Sheets



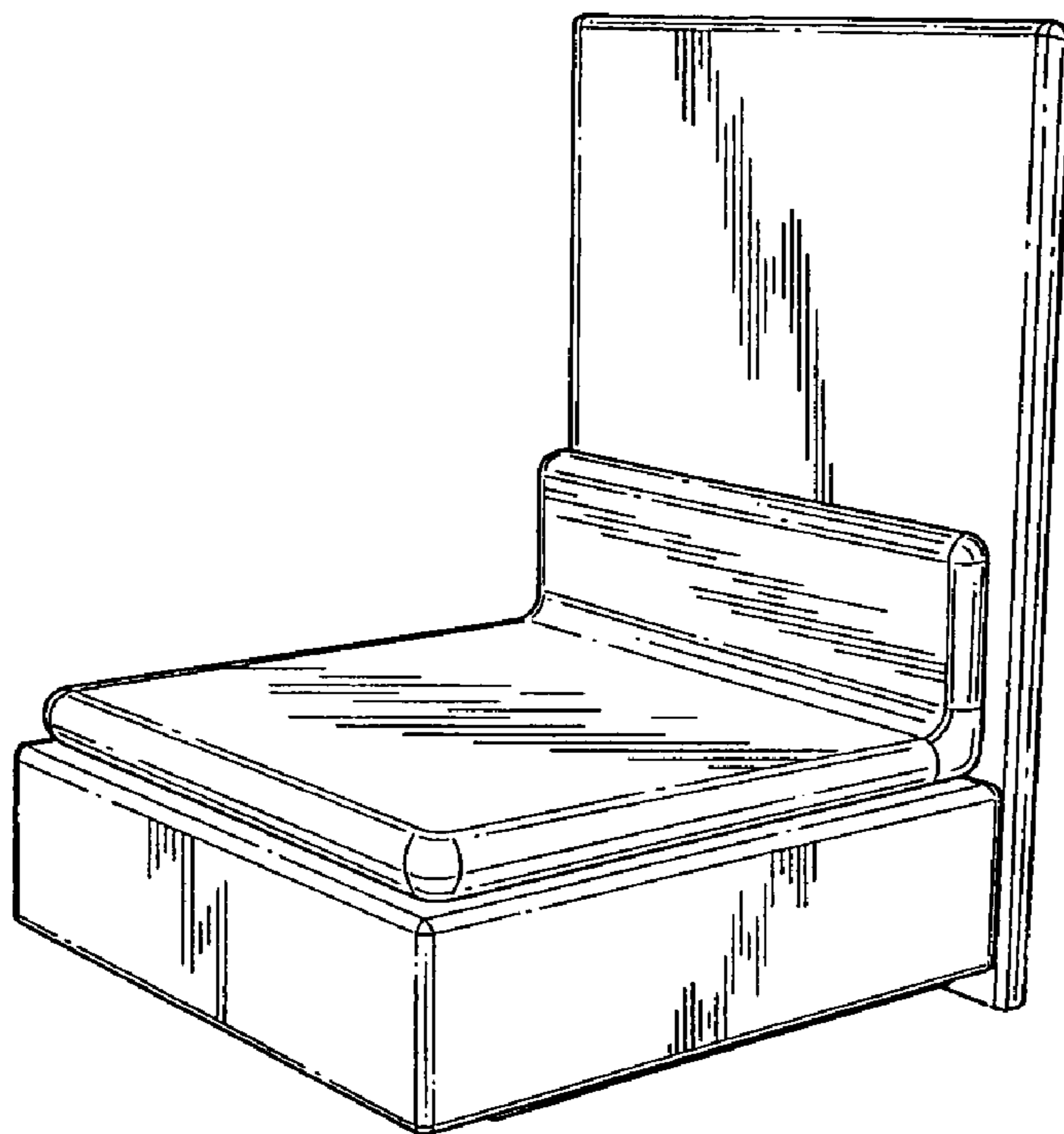


FIG. 1

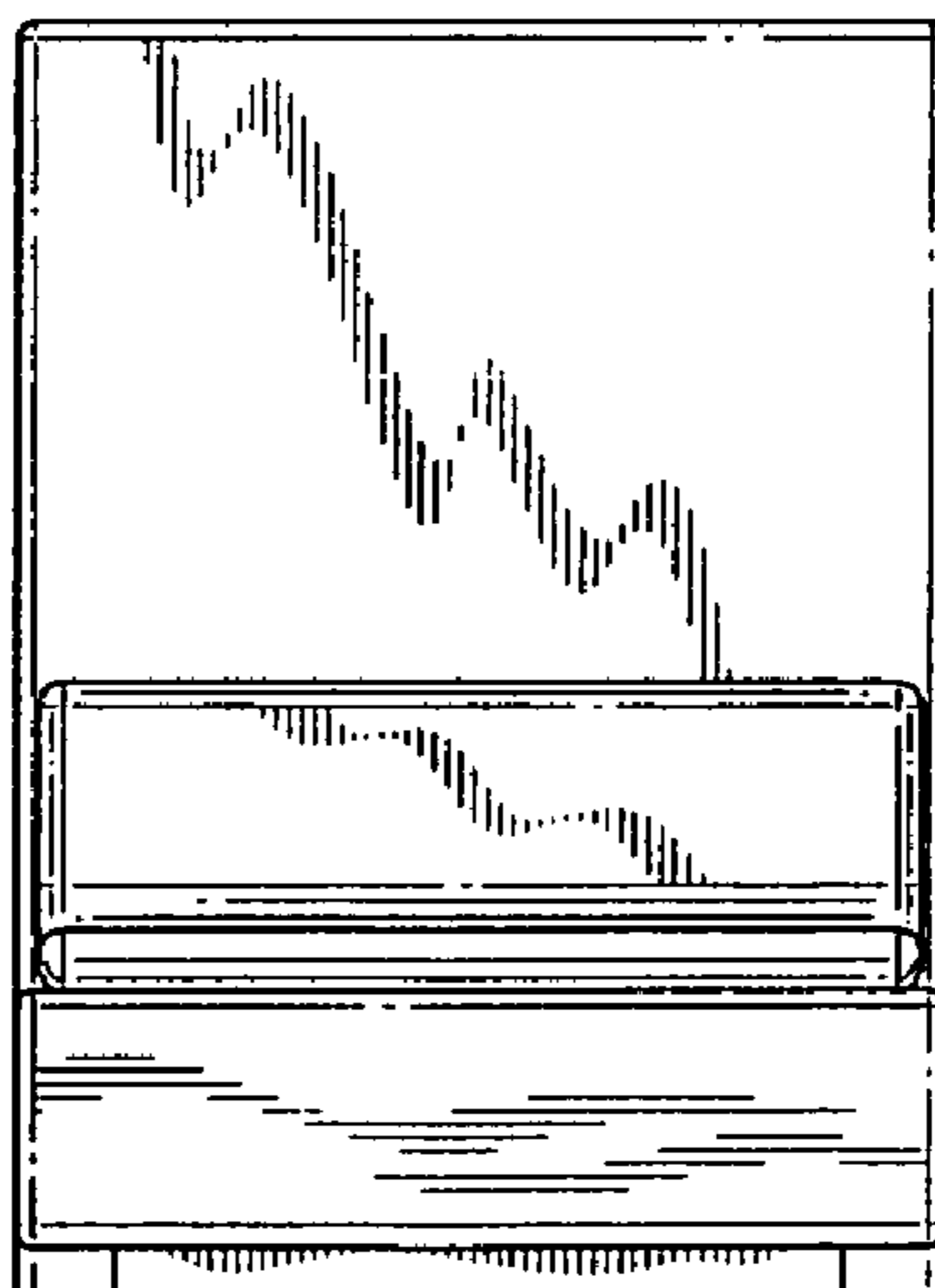


FIG. 2




FIG. 3




FIG. 4




FIG. 5

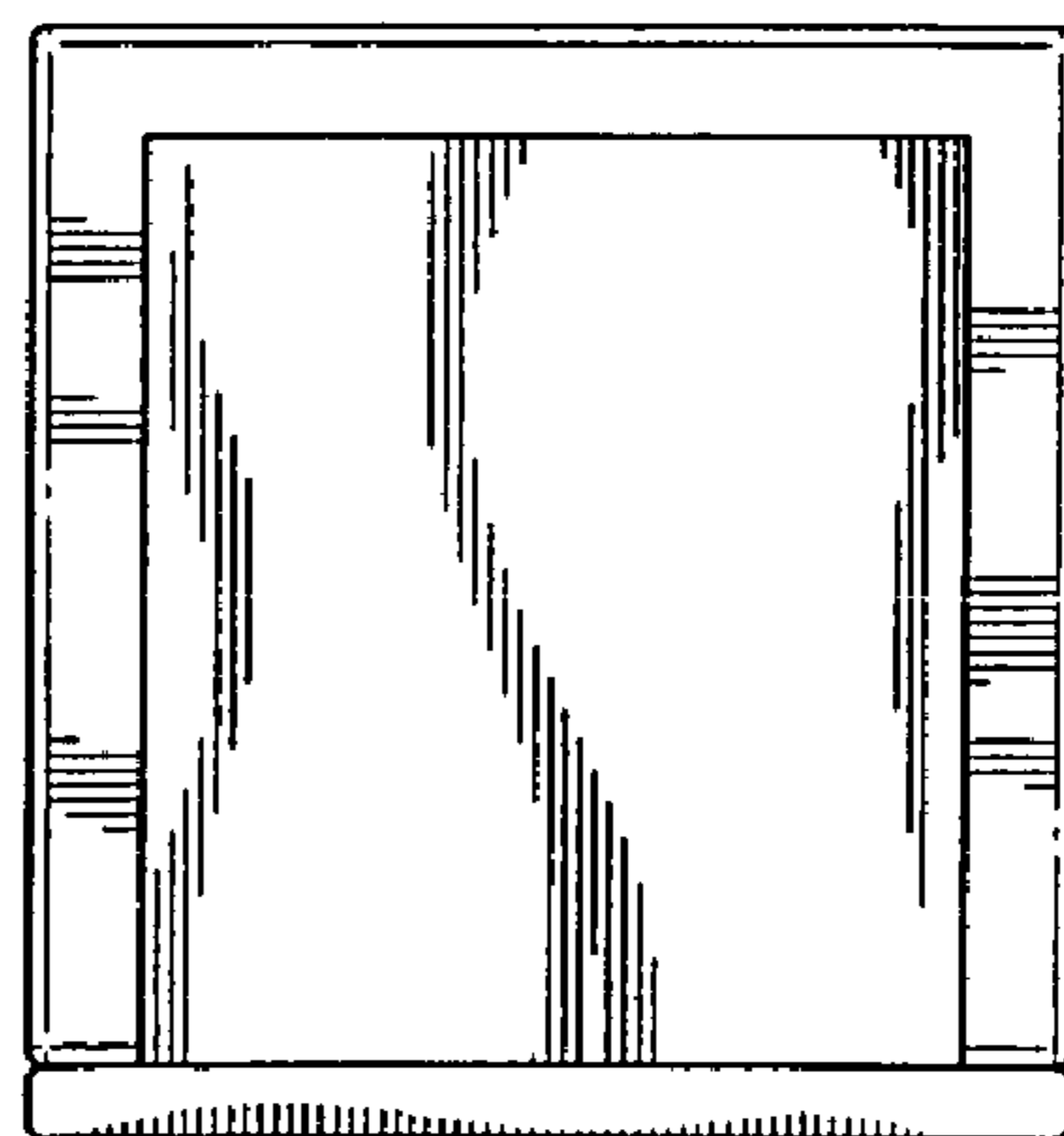


FIG. 6