

US00D592880S

(12) **United States Design Patent**
Natuzzi

(10) **Patent No.:** **US D592,880 S**

(45) **Date of Patent:** **** May 26, 2009**

(54) **SOFA**

(75) **Inventor:** **Pasquale Natuzzi**, Santeramo in Colle
Bari (IT)

(73) **Assignee:** **Natuzzi S.p.A.** (IT)

(**) **Term:** **14 Years**

(21) **Appl. No.:** **29/326,268**

(22) **Filed:** **Oct. 15, 2008**

(51) **LOC (9) Cl.** **06-01**

(52) **U.S. Cl.** **D6/381**

(58) **Field of Classification Search** D6/334,
D6/341, 371, 372, 373, 374, 375, 381, 491,
D6/492, 500, 501, 502; 297/232, 233, 239,
297/300.1, 311, 353, 445.1, 446.1, 448.1,
297/448.2, 452.11, DIG. 7, DIG. 8; 5/12.1,
5/12.2

See application file for complete search history.

(56) **References Cited**

U.S. PATENT DOCUMENTS

D527,539 S * 9/2006 Natuzzi D6/381

D541,074 S * 4/2007 Natuzzi D6/381
D547,090 S * 7/2007 Natuzzi D6/381
D551,463 S * 9/2007 Natuzzi D6/381
D552,861 S * 10/2007 Natuzzi D6/381
D552,864 S * 10/2007 Natuzzi D6/381
D578,798 S * 10/2008 Ricci D6/381

* cited by examiner

Primary Examiner—Sandra Snapp

(74) *Attorney, Agent, or Firm*—St. Onge Steward Johnston &
Reens LLC

(57) **CLAIM**

The ornamental design for a sofa, as shown and described.

DESCRIPTION

FIG. 1 is a front elevation view of the sofa showing my design.


FIG. 2 is top plan view thereof;

FIG. 3 is a back view thereof; and,

FIG. 4 is a side view thereof, an opposite side view being a
mirror image thereof.

The broken lines shown on the sofa are understood to repre-
sent stitching.

1 Claim, 2 Drawing Sheets






FIG. 1

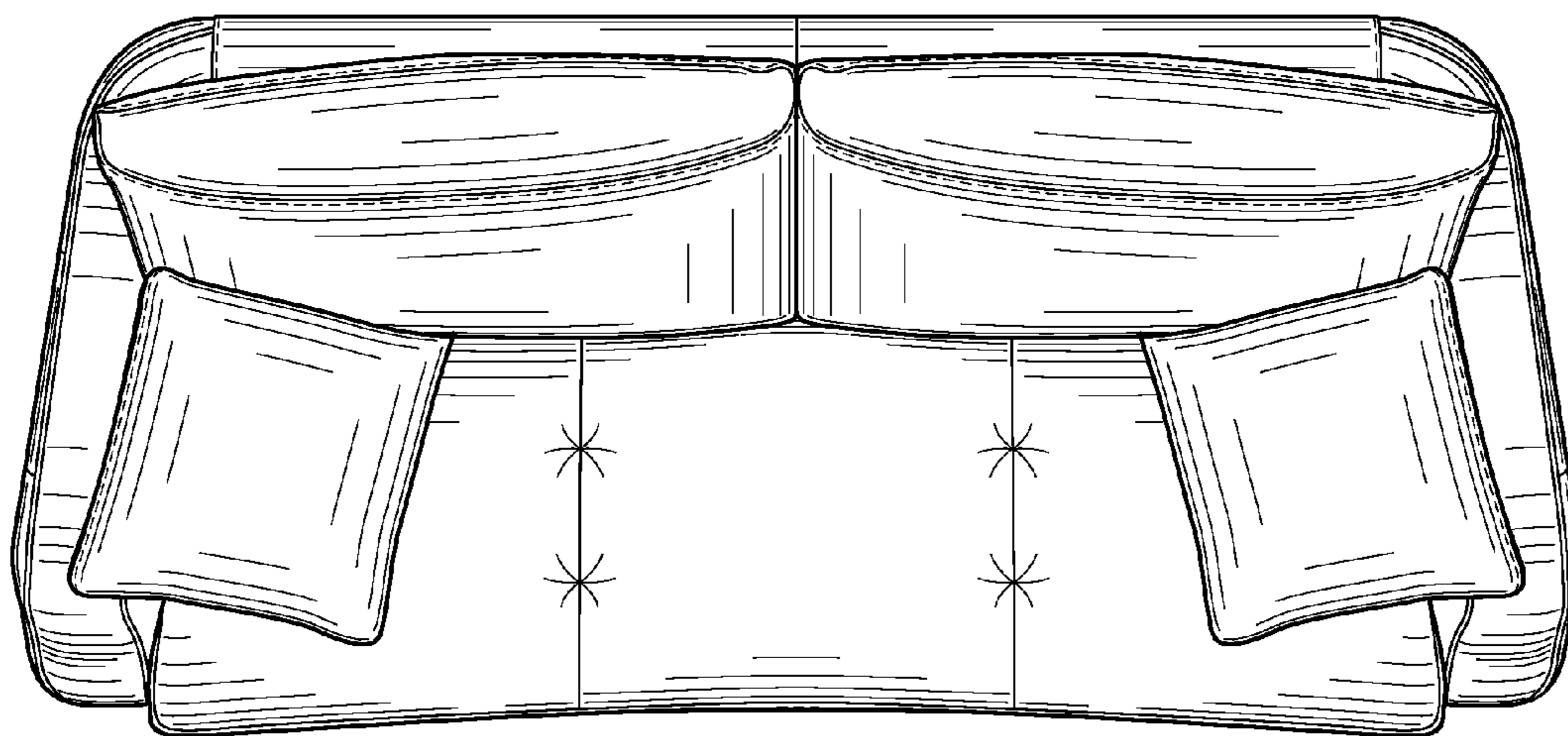


FIG. 2

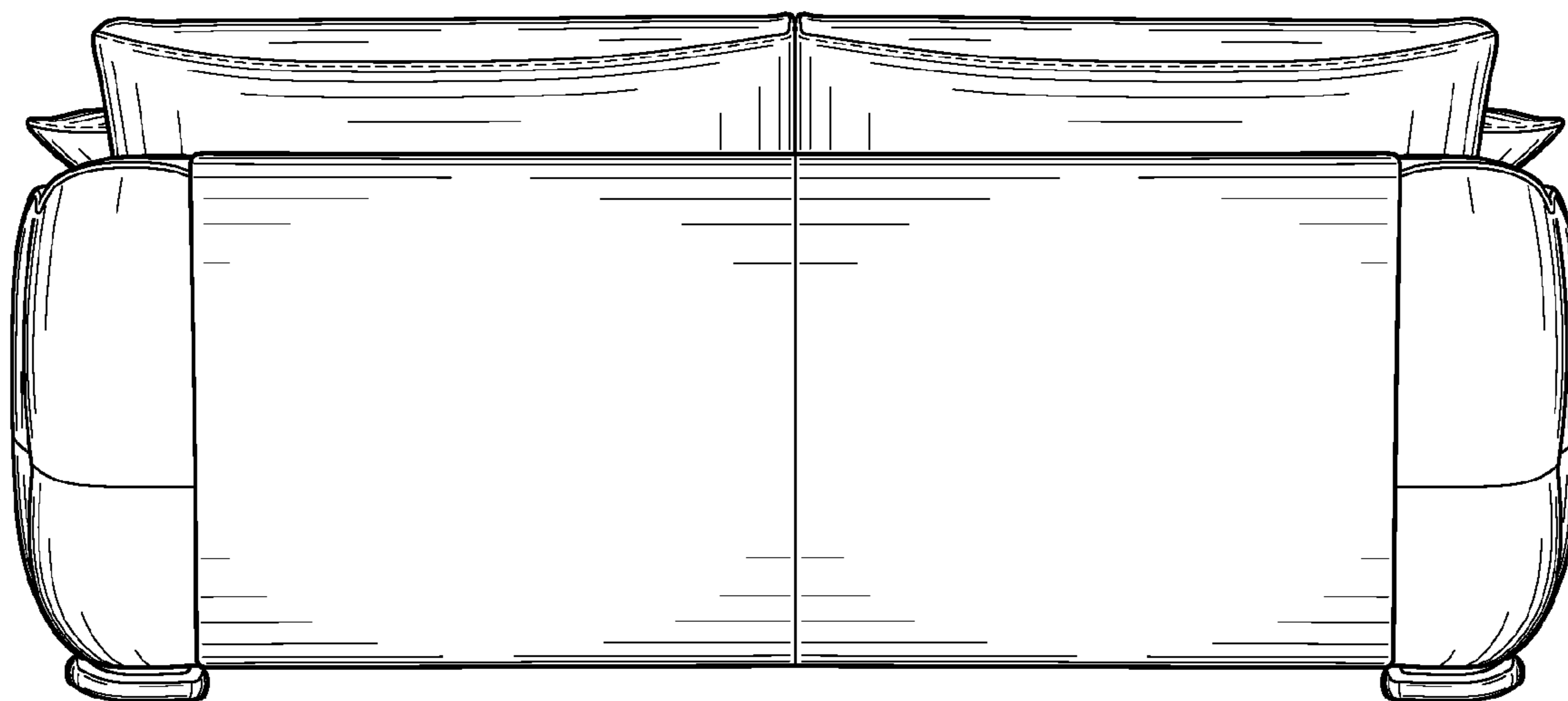


FIG. 3

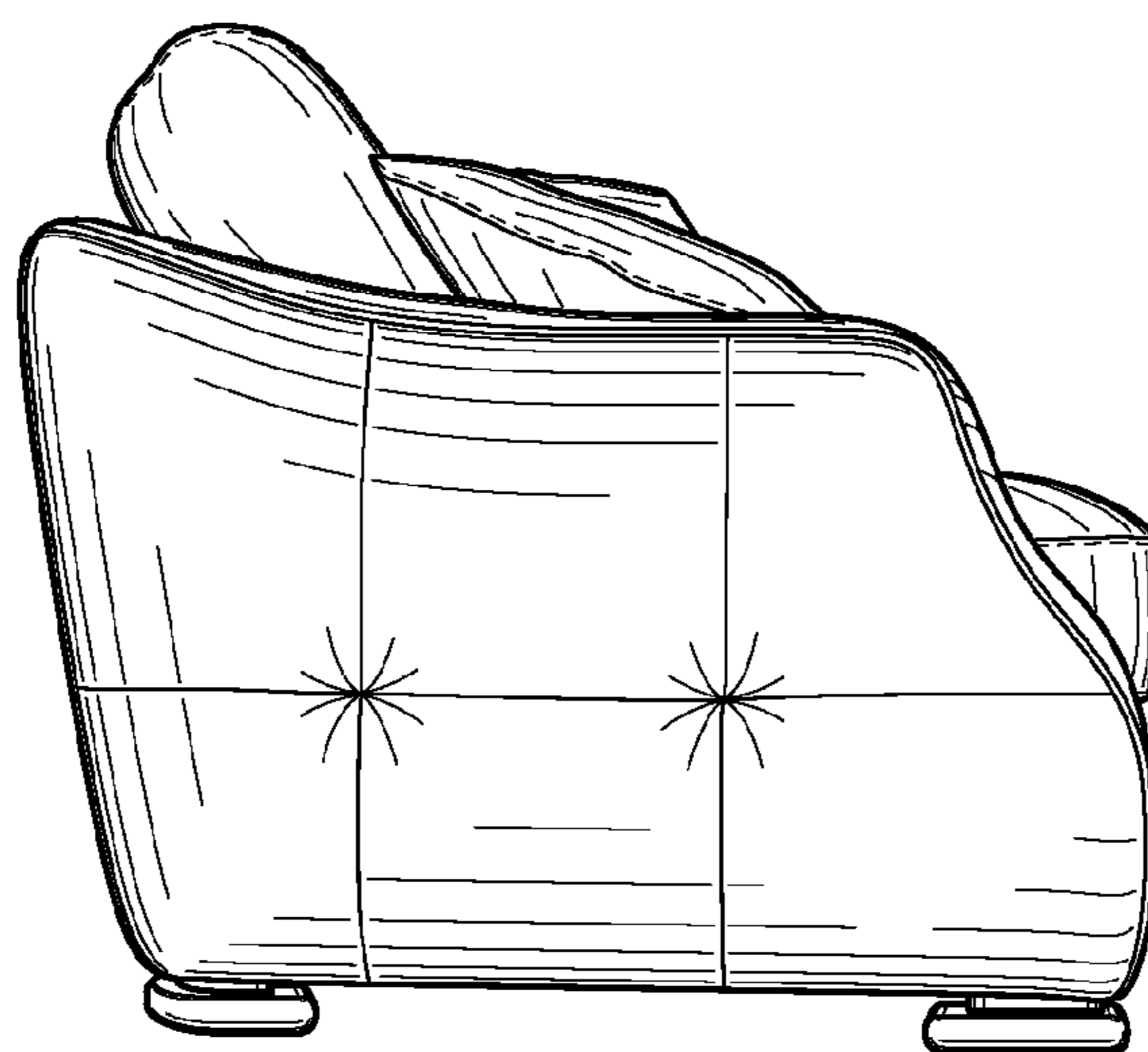


FIG. 4