

US00D592875S

(12) **United States Design Patent**
Schmitt

(10) **Patent No.:** **US D592,875 S**
(45) **Date of Patent:** **** May 26, 2009**

(54) **HIGH BACK WOOD CHAIR**

(75) Inventor: **Jack Schmitt**, San Juan Capistrano, CA (US)

(73) Assignee: **Amini Innovation Corporation**, Pico Rivera, CA (US)

(**) Term: **14 Years**

(21) Appl. No.: **29/294,089**

(22) Filed: **Dec. 21, 2007**

(51) **LOC (9) Cl.** **06-01**

(52) **U.S. Cl.** **D6/379**

(58) **Field of Classification Search** D6/334–336,
D6/358–369, 374, 379–380, 498, 500–502;
297/284.4, 411.27, 452.13, 452.19, 452.21,
297/452.29, 452.3, 452.56, 452.64
See application file for complete search history.

(56) **References Cited**

U.S. PATENT DOCUMENTS

D385,424 S	*	10/1997	Chandler	D6/358
D441,975 S	*	5/2001	McDaniel et al.	D6/379
D448,944 S	*	10/2001	McDaniel et al.	D6/379
D459,905 S	*	7/2002	Stanton	D6/379
D489,913 S	*	5/2004	Wanek et al.	D6/379
D525,042 S	*	7/2006	Everson et al.	D6/379
D564,773 S	*	3/2008	Schmitt	D6/379
D569,634 S	*	5/2008	Schmitt	D6/334
D572,028 S	*	7/2008	Schmitt	D6/334
D576,409 S	*	9/2008	Schmitt	D6/334

OTHER PUBLICATIONS

U.S. Appl. No. 29/292,402, Schmitt.

U.S. Appl. No. 29/292,410, Schmitt.

* cited by examiner

Primary Examiner—Caron Veynar

Assistant Examiner—Ricky Pham

(74) *Attorney, Agent, or Firm*—Cislo & Thomas, LLP

(57) **CLAIM**

I claim the ornamental design for a high back wood chair, as shown and described.

DESCRIPTION

FIG. 1 is a perspective view of my high back wood chair;

FIG. 2 is a front view thereof;

FIG. 3 is a close-up view of a portion of the lower front section of the back support portion thereof;

FIG. 4 is a right side view thereof;

FIG. 5 is a left side view thereof;

FIG. 6 is a top view thereof;

FIG. 7 is a back view thereof;

FIG. 8 is a close-up view of a portion of the lower rear section of the back support portion thereof;

FIG. 9 is a close-up view of a leg thereof;

FIG. 10 is a close-up view of the top portion of a leg thereof; and,

FIG. 11 is a close-up view of the portion connecting the top of a front leg with the front section of the arm of my high back wood chair.

1 Claim, 7 Drawing Sheets




FIG. 1




FIG. 2




FIG. 3



FIG. 4




FIG. 5

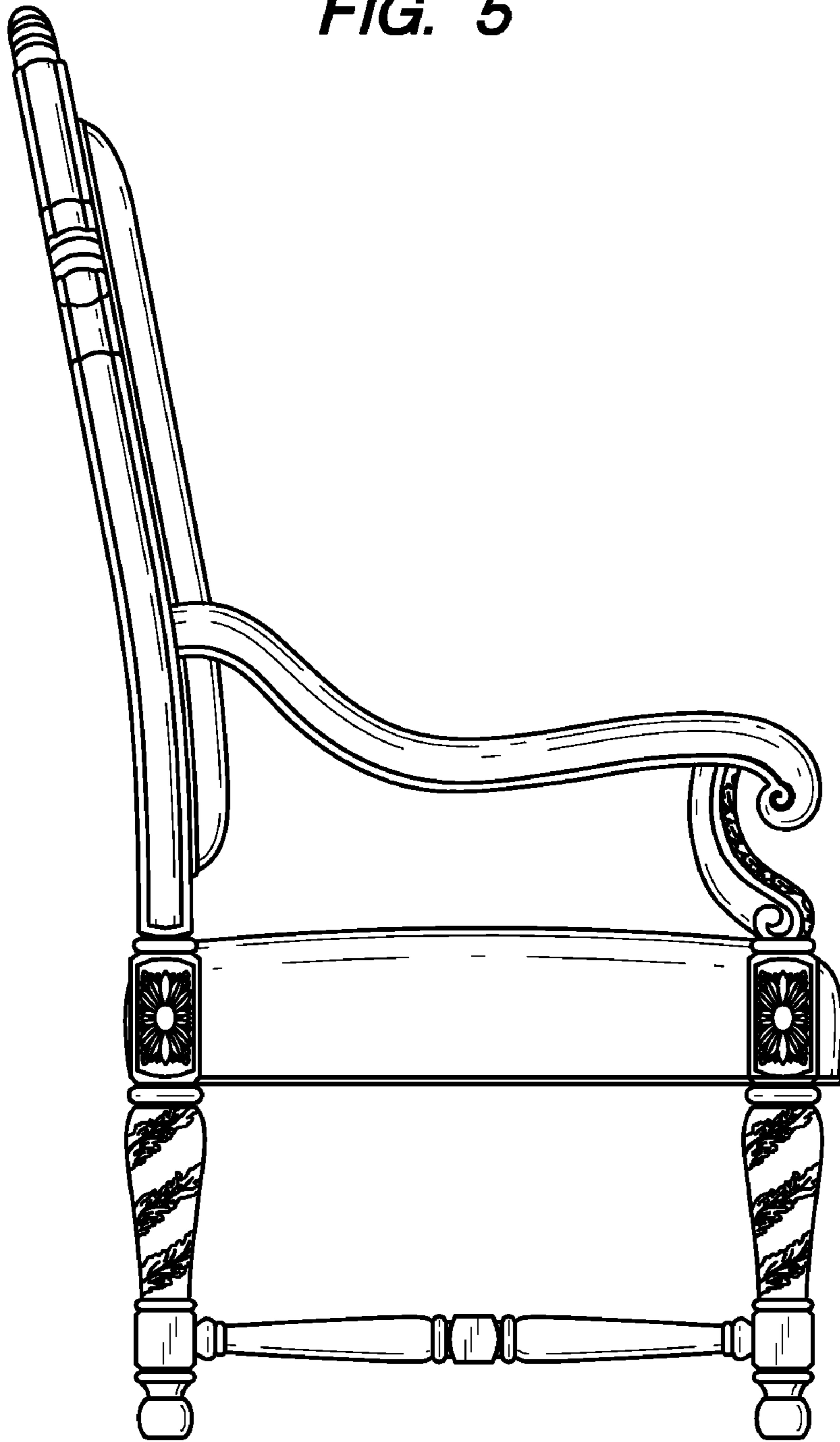


FIG. 6




FIG. 7

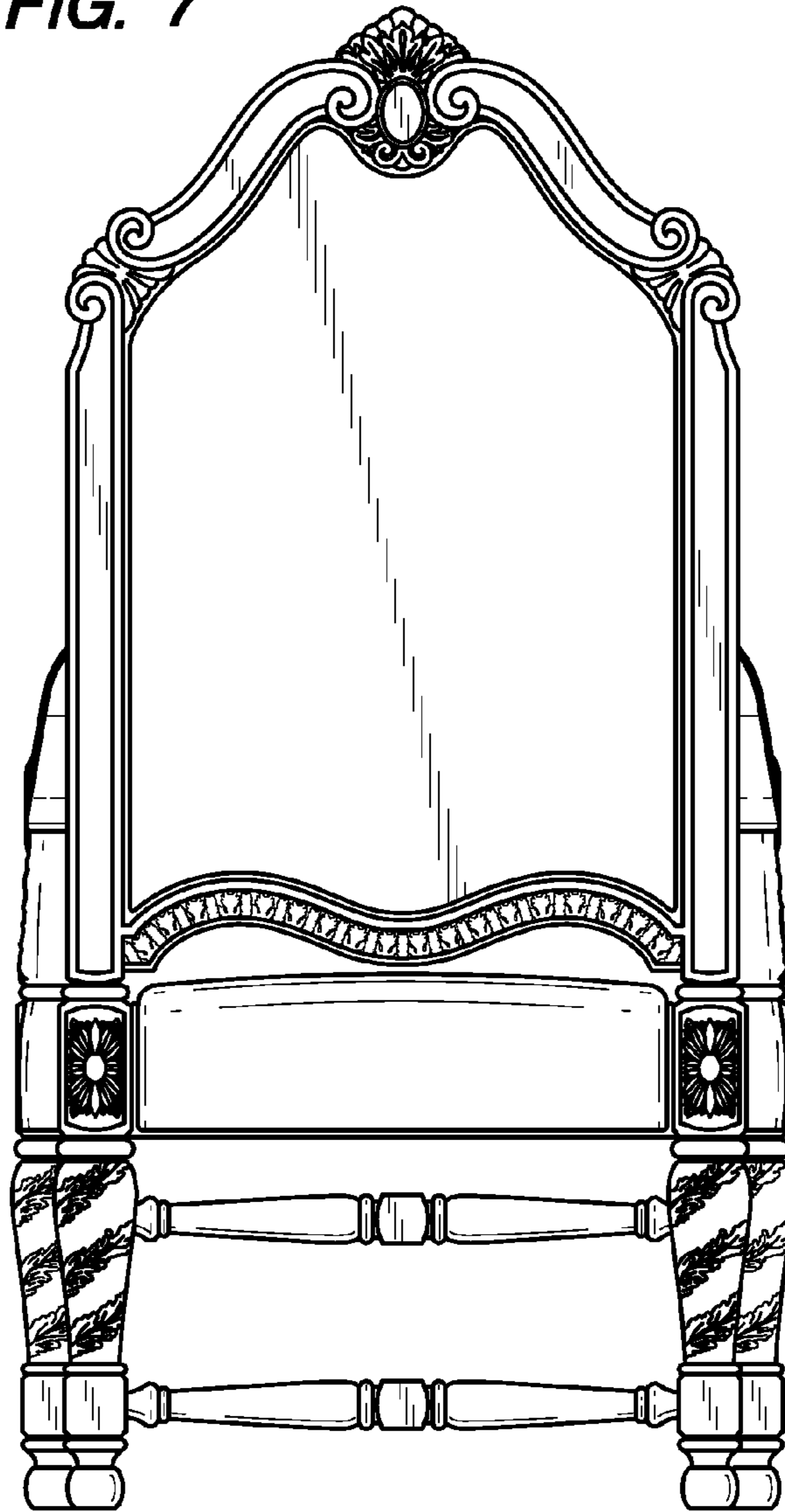


FIG. 8



FIG. 9




FIG. 10




FIG. 11

