



US00D592848S

(12) **United States Design Patent**
Morgan

(10) **Patent No.:** **US D592,848 S**

(45) **Date of Patent:** **** May 26, 2009**

(54) **FOOTWEAR SOLE**

(75) Inventor: **Mark M. Morgan**, Rockford, MI (US)

(73) Assignee: **Wolverine World Wide, Inc.**, Rockford, MI (US)

(**) Term: **14 Years**

(21) Appl. No.: **29/312,599**

(22) Filed: **Nov. 3, 2008**

(51) **LOC (9) Cl.** **02-04**

(52) **U.S. Cl.** **D2/957; D2/951; D2/953; D2/960**

(58) **Field of Classification Search** D2/902, D2/947, 951, 952, 953, 954, 956, 957, 958, D2/959, 960; 36/103, 3 B, 22 R, 25 R, 32 R, 36/59 C, 67 A; D5/32, 37
See application file for complete search history.

(56) **References Cited**

U.S. PATENT DOCUMENTS

2,063,227	A	*	12/1936	Calvin	36/12
2,394,454	A	*	2/1946	Kappeler	36/59 C
2,722,756	A	*	11/1955	Ecclesine	36/59 C
D205,757	S	*	9/1966	Wakeland	D2/954
3,662,478	A	*	5/1972	Schwab	36/59 C
3,747,237	A	*	7/1973	Wilowski	36/59 C
D234,014	S	*	12/1974	Traver	D2/959
D240,472	S	*	7/1976	Sironi	D2/954
D364,497	S	*	11/1995	Schelling	D2/916
D379,862	S	*	6/1997	Morgan	D2/953
D433,790	S	*	11/2000	Oliver	D2/957
D440,748	S	*	4/2001	Morgan	D2/957
D470,297	S	*	2/2003	Wilson	D2/960
D495,480	S	*	9/2004	Laberge	D2/960
D496,776	S	*	10/2004	Wu	D2/953
D504,205	S	*	4/2005	Andrews-Kramer	D2/960
D506,306	S	*	6/2005	Teague	D2/960

D520,220	S	*	5/2006	Morgan et al.	D2/957
D530,492	S	*	10/2006	McClaskie	D2/957
D550,940	S	*	9/2007	Edwards	D2/960
D552,335	S	*	10/2007	Matis et al.	D9/957
D554,840	S	*	11/2007	McClaskie	D2/960
D554,841	S	*	11/2007	McClaskie	D2/960
D566,381	S	*	4/2008	Nakano et al.	D2/959
D574,130	S	*	8/2008	Le	D2/956
D581,641	S	*	12/2008	Bethke, Jr.	D2/957
D586,991	S	*	2/2009	Fuerst	D2/957

OTHER PUBLICATIONS

Picture of Wolverine, Durashock SR outsole.

* cited by examiner

Primary Examiner—Celia A Murphy

(74) *Attorney, Agent, or Firm*—Warner Norcross & Judd LLP

(57) **CLAIM**

The ornamental design for footwear sole, as shown and described.

DESCRIPTION

FIG. 1 is a perspective view of the footwear sole embodying the new design;

FIG. 2 is a bottom view thereof;

FIG. 3 is a right side view thereof;


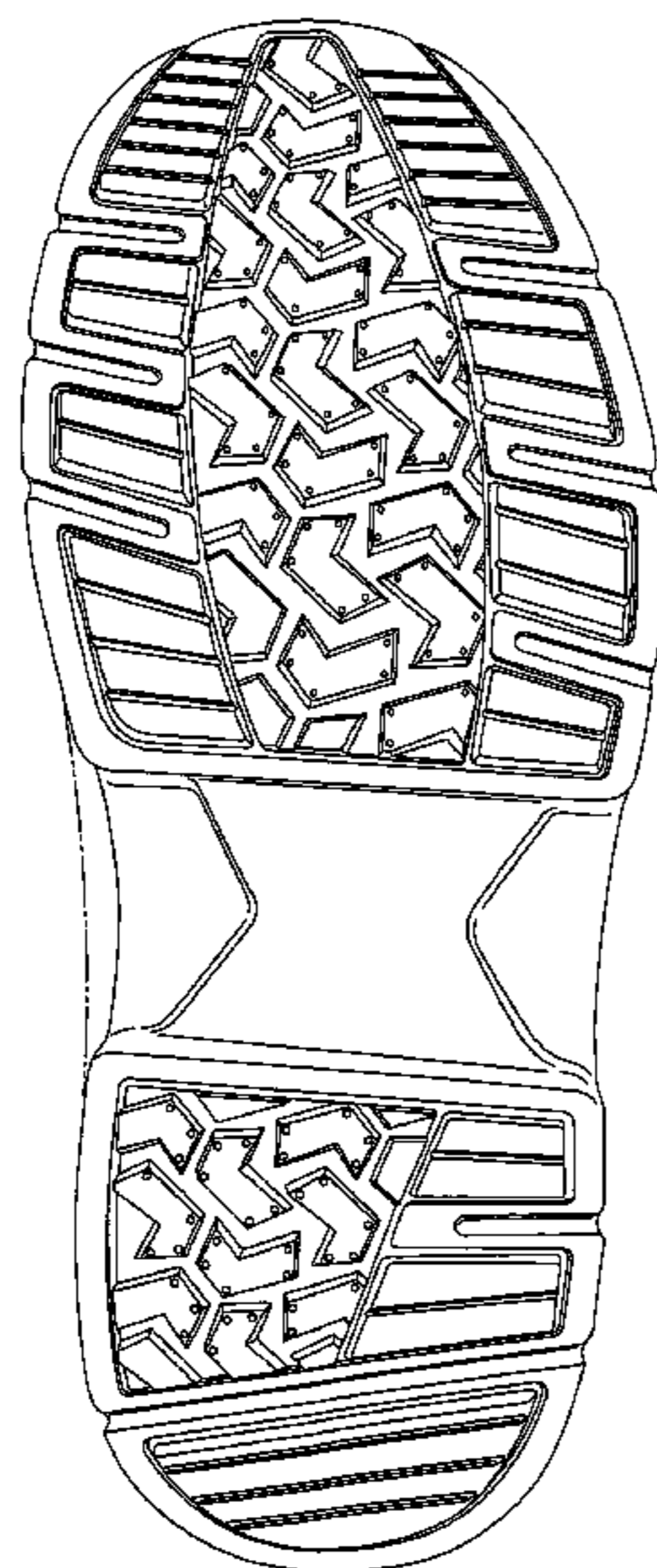
FIG. 4 is a left side view thereof;

FIG. 5 is a front view thereof; and,

FIG. 6 is a rear view thereof.

FIGS. 1–6 show features of an article of footwear in phantom lines. These features are shown for environmental purposes and do not form any part of the claimed design. Further, the phantom lines immediately adjacent the solid-line portions of the design form the boundary of the design, with the phantom lines forming no part of the claimed design.

1 Claim, 4 Drawing Sheets



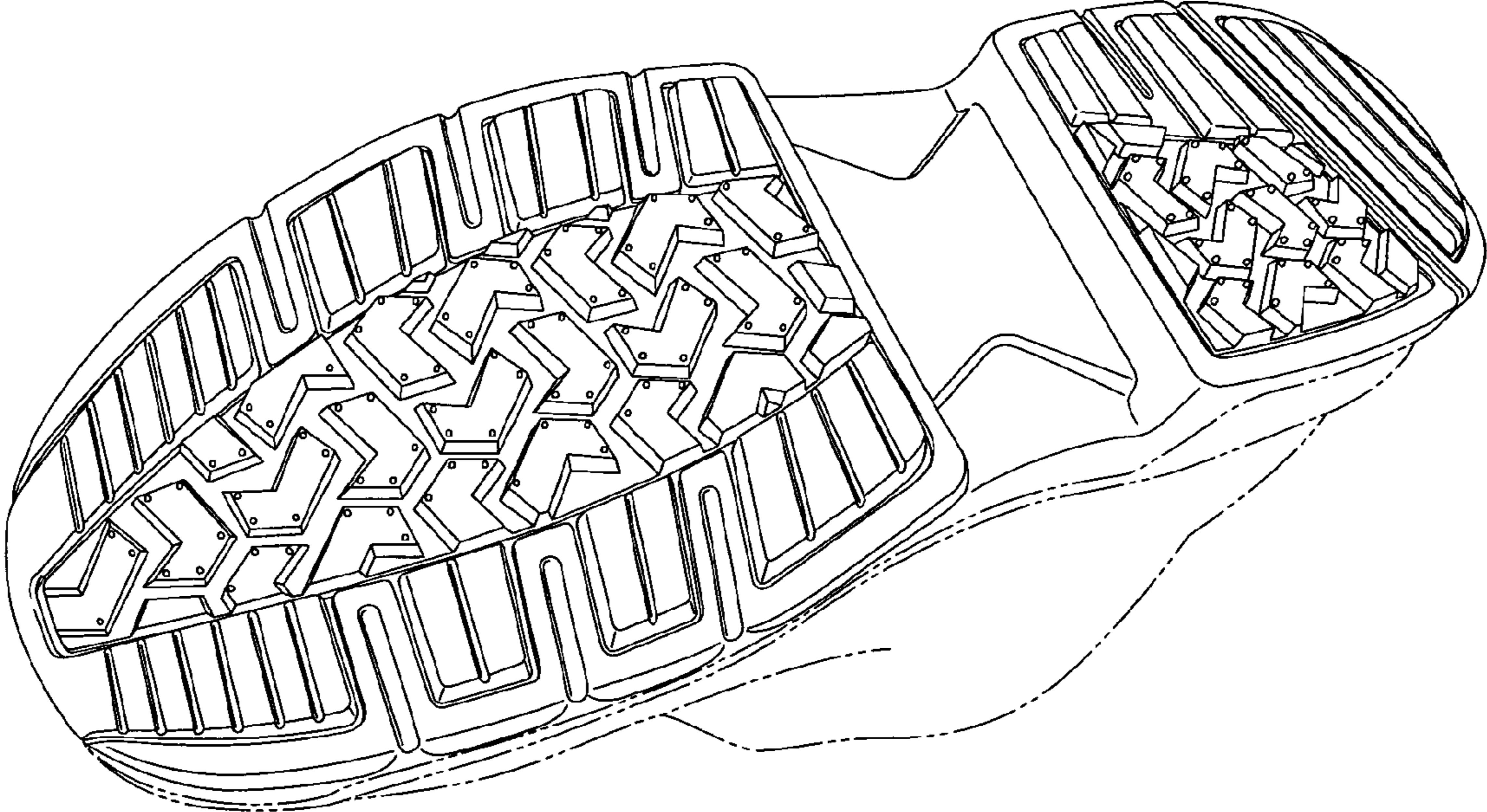


Fig. 1

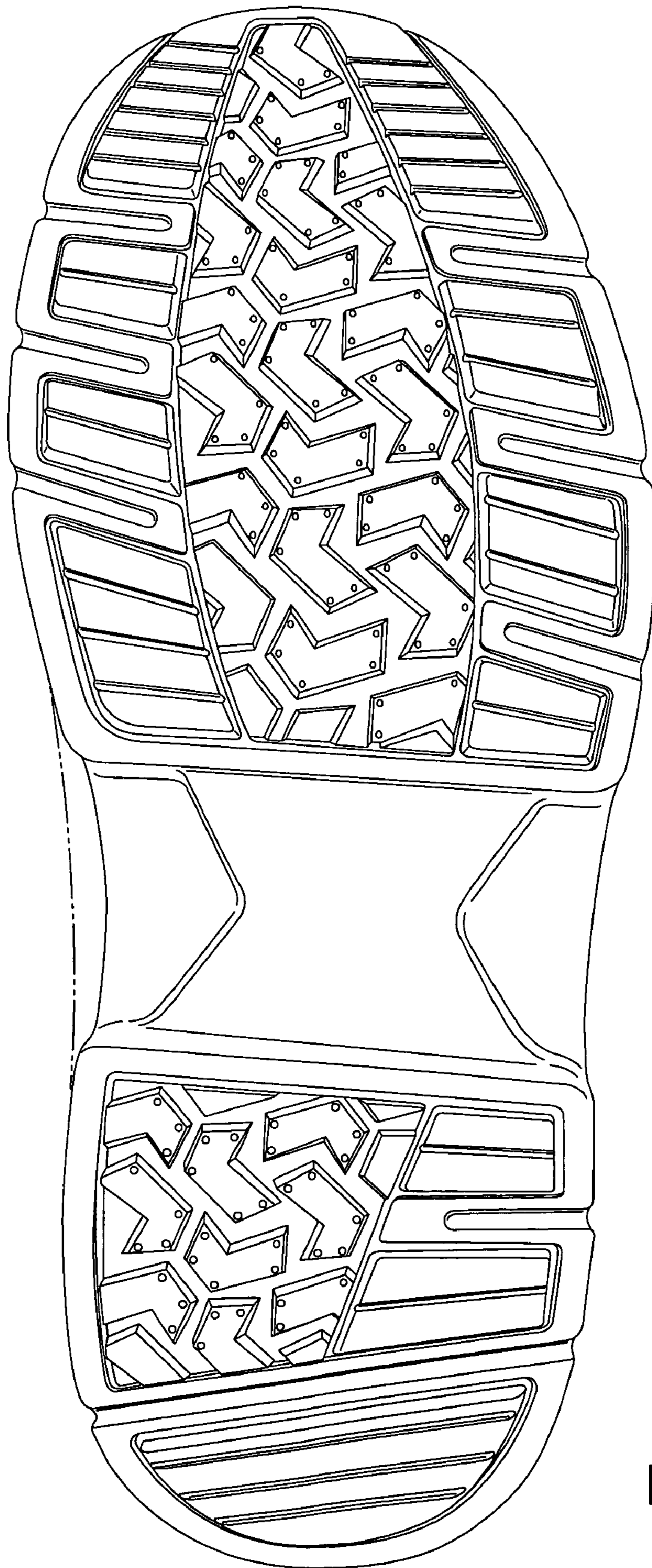


Fig. 2

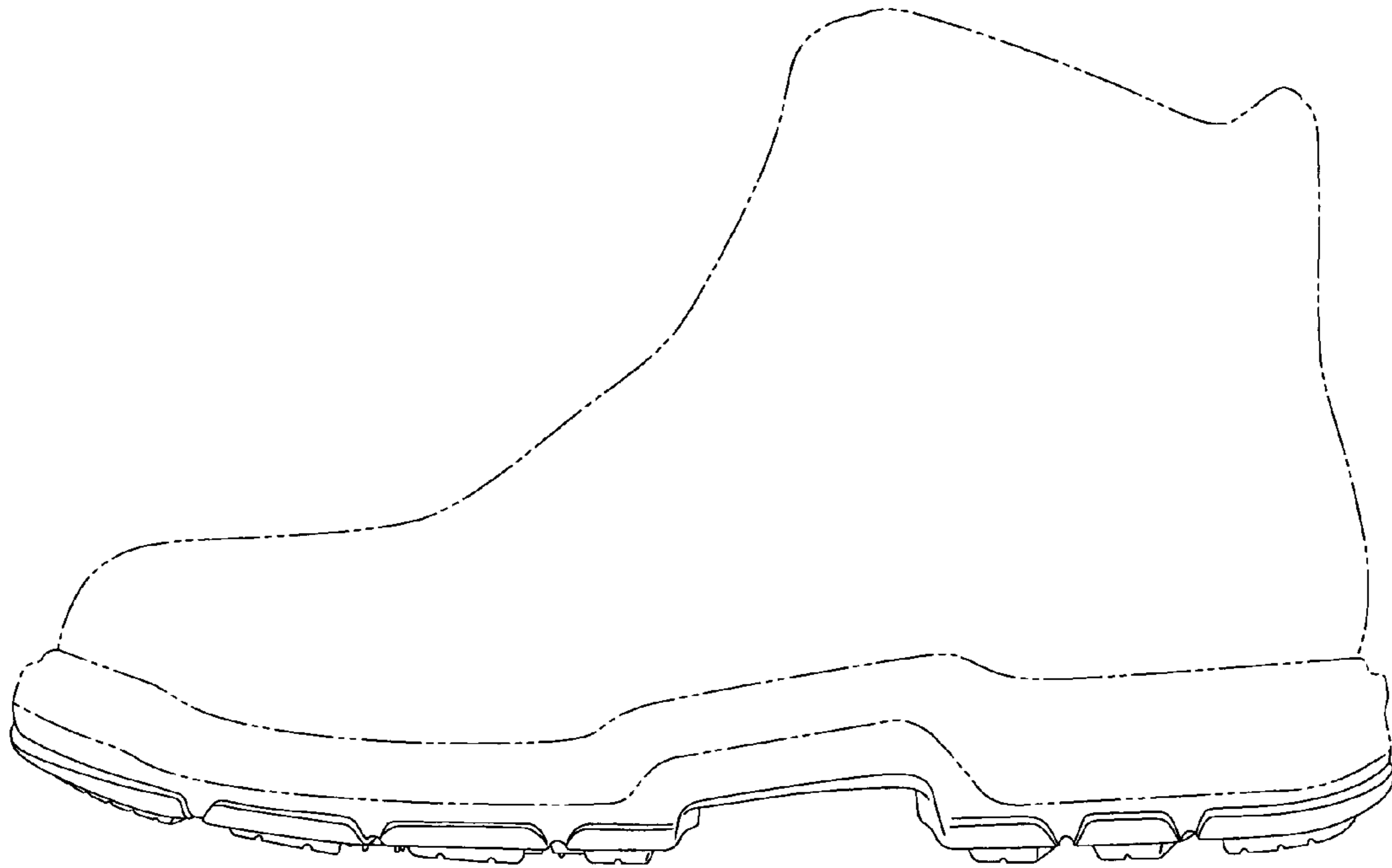


Fig. 3

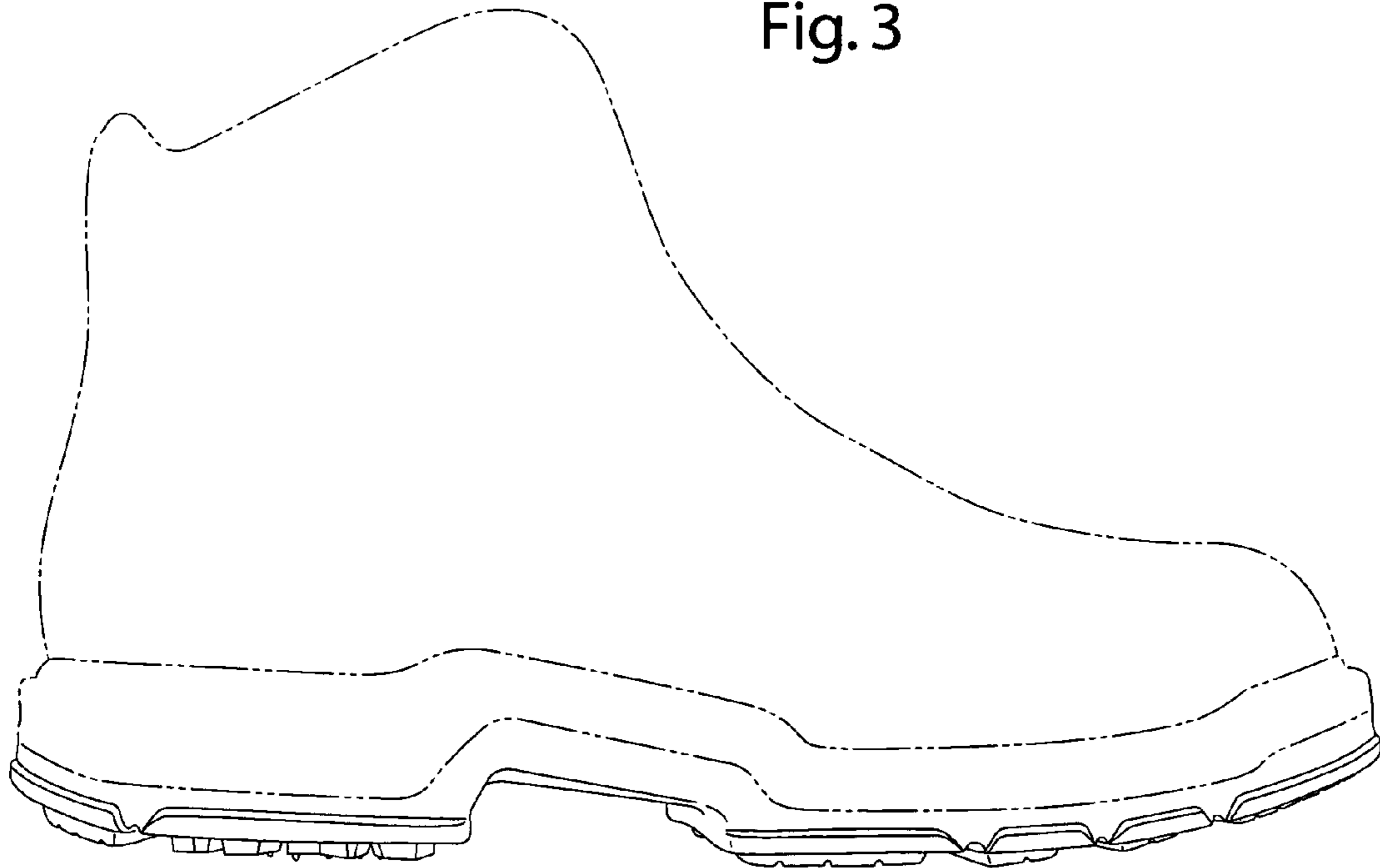


Fig. 4

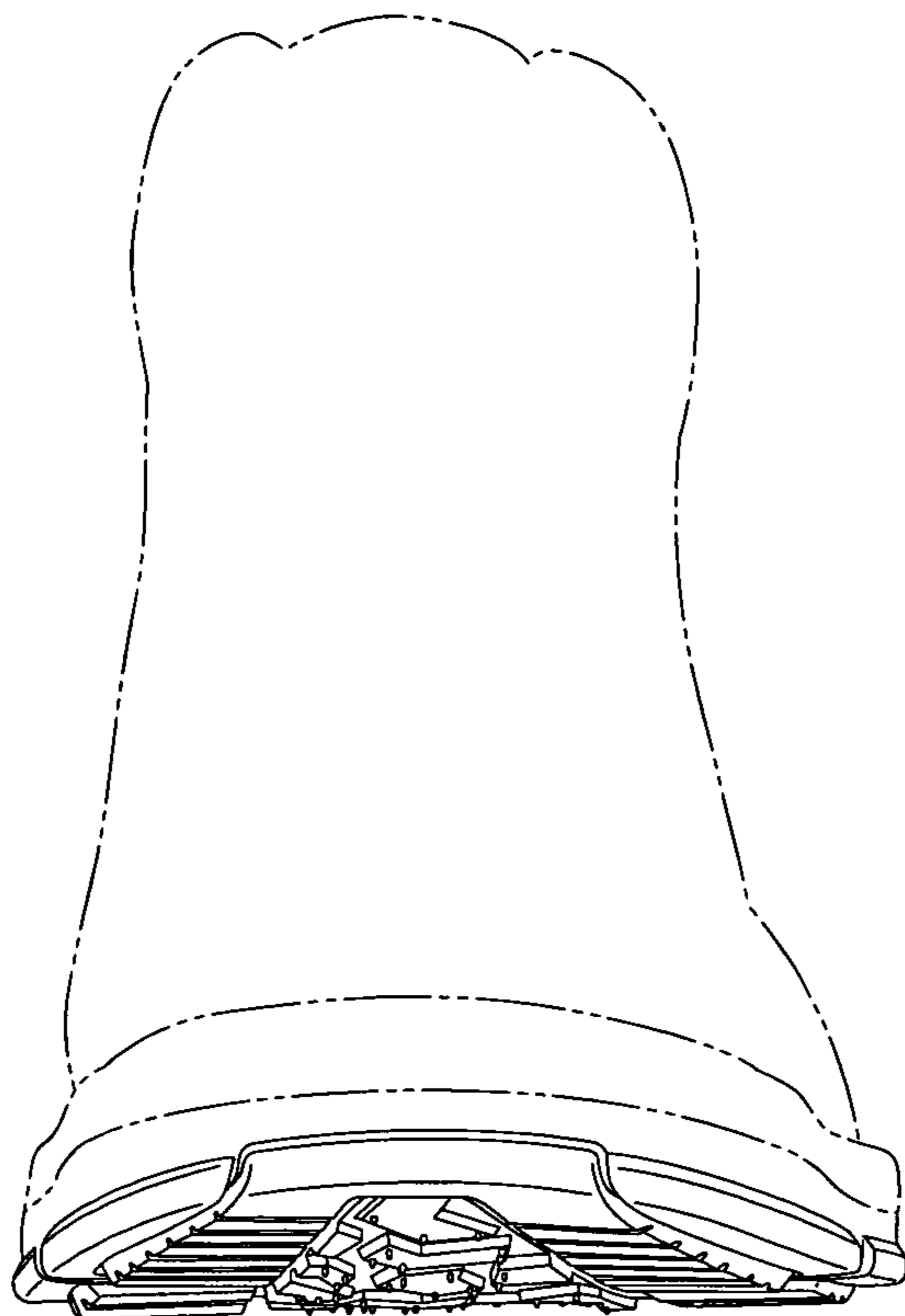


Fig. 5

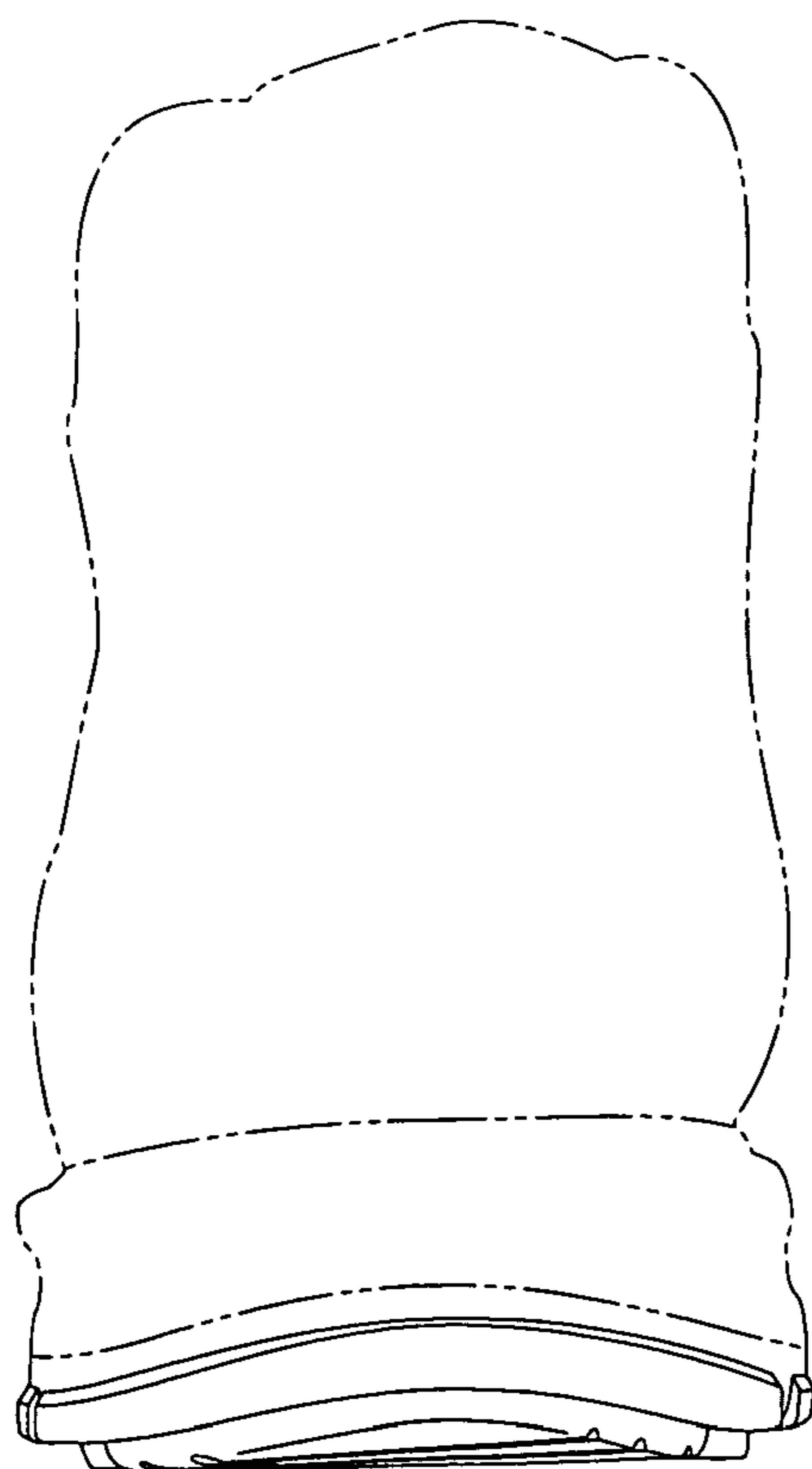


Fig. 6