



US00D592846S

(12) **United States Design Patent**
Rugai

(10) **Patent No.:** **US D592,846 S**

(45) **Date of Patent:** **** May 26, 2009**

(54) **PORTION OF A SHOE UPPER**

(75) Inventor: **Michael Rugai**, New York, NY (US)

(73) Assignee: **Payless ShoeSource Worldwide, Inc.**,
Topeka, KS (US)

(**) Term: **14 Years**

(21) Appl. No.: **29/302,298**

(22) Filed: **Jan. 14, 2008**

(51) **LOC (9) Cl.** **02-99**

(52) **U.S. Cl.** **D2/946; D2/972**

(58) **Field of Classification Search** D2/896,
D2/902, 906-908, 943, 944, 969, 972-974,
D2/946; 36/45, 50.1, 77 M, 77 R, 83, 88,
36/113, 114, 126-131

See application file for complete search history.

(56) **References Cited**

U.S. PATENT DOCUMENTS

D223,329 S * 4/1972 Oshima D2/907
D247,334 S * 2/1978 Sasaki D2/908
D498,580 S * 11/2004 Schambra D2/972
D540,531 S * 4/2007 Lee D2/972

D560,902 S * 2/2008 Gay D2/972
D568,037 S * 5/2008 Kuerbis D2/972
D568,039 S * 5/2008 Kuerbis D2/972
D579,192 S * 10/2008 Pritchett et al. D2/972
D584,040 S * 1/2009 McDade et al. D2/976

* cited by examiner

Primary Examiner—Dominic Simone

(74) *Attorney, Agent, or Firm*—Lathrop & Gage LLP

(57) **CLAIM**

The ornamental design for a portion of a shoe upper, as shown and described.

DESCRIPTION

FIG. 1 is a perspective view of a portion of a shoe upper showing my new design;

FIG. 2 is a side view thereof;

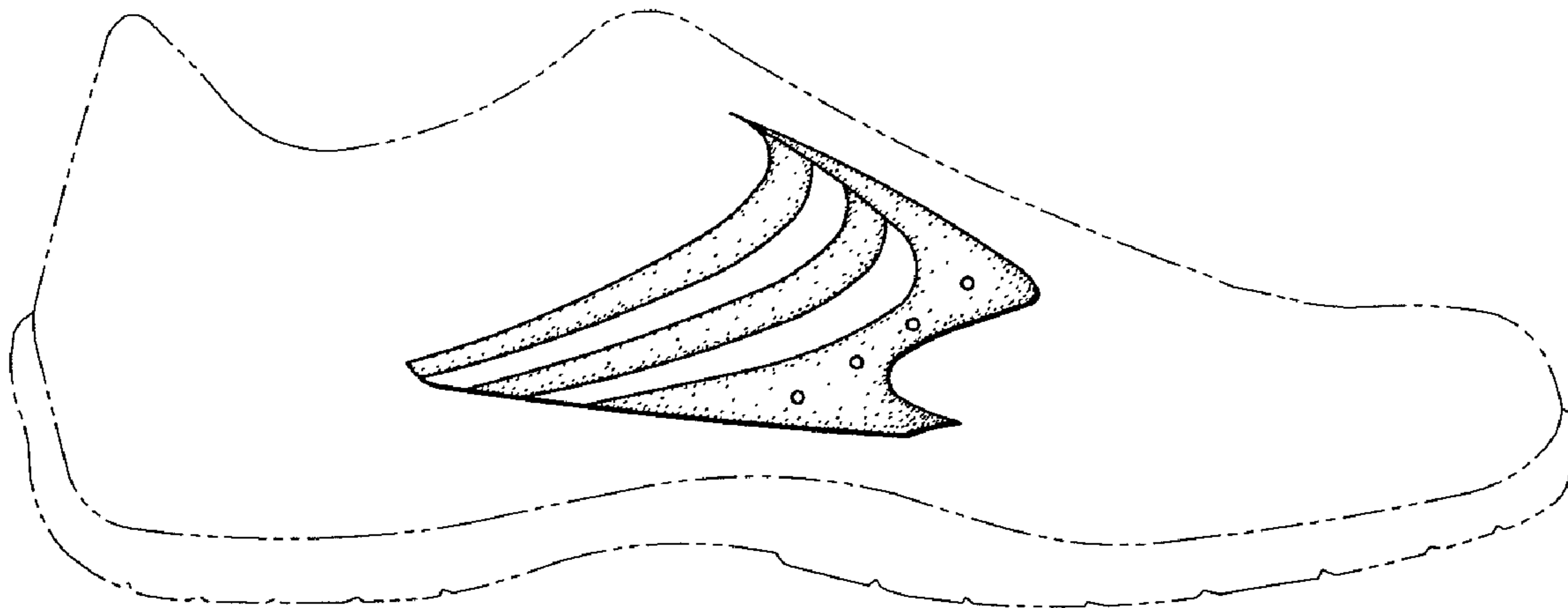
FIG. 3 is a front view thereof;

FIG. 4 is a rear view thereof; and,

FIG. 5 is a top view thereof.

The broken lines in the drawings are for illustrative purposes only and form no part of the claimed design.

1 Claim, 2 Drawing Sheets






FIG. 1

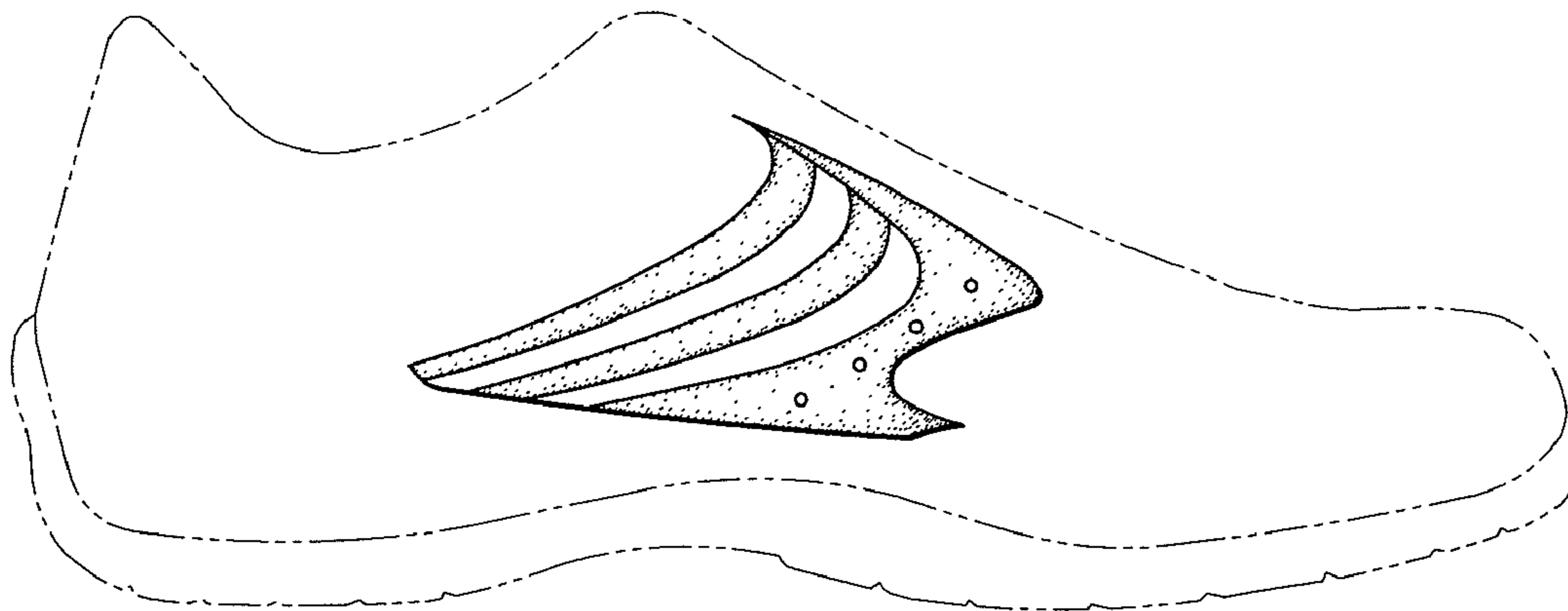


FIG. 2

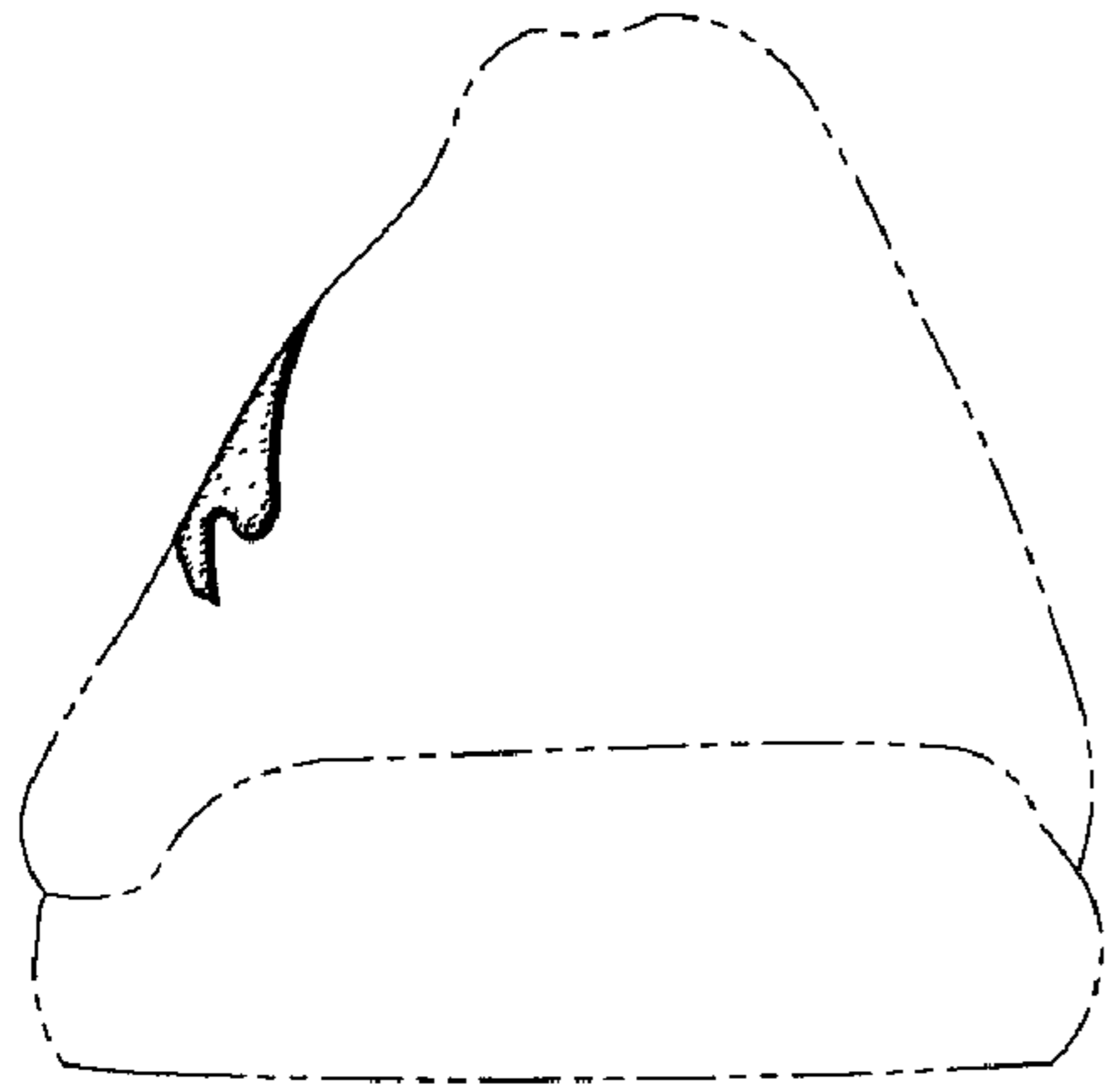


FIG. 3

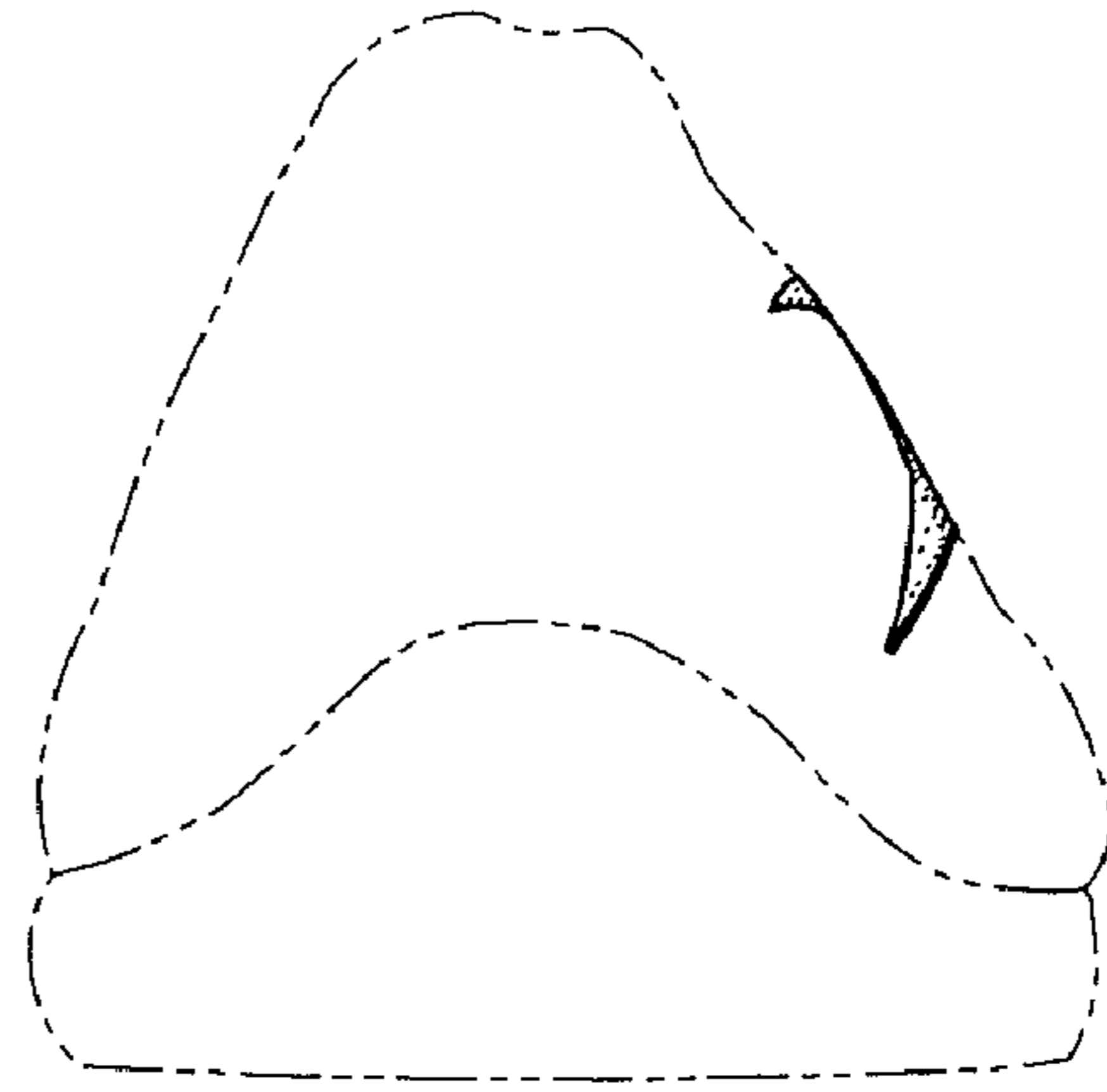


FIG. 4

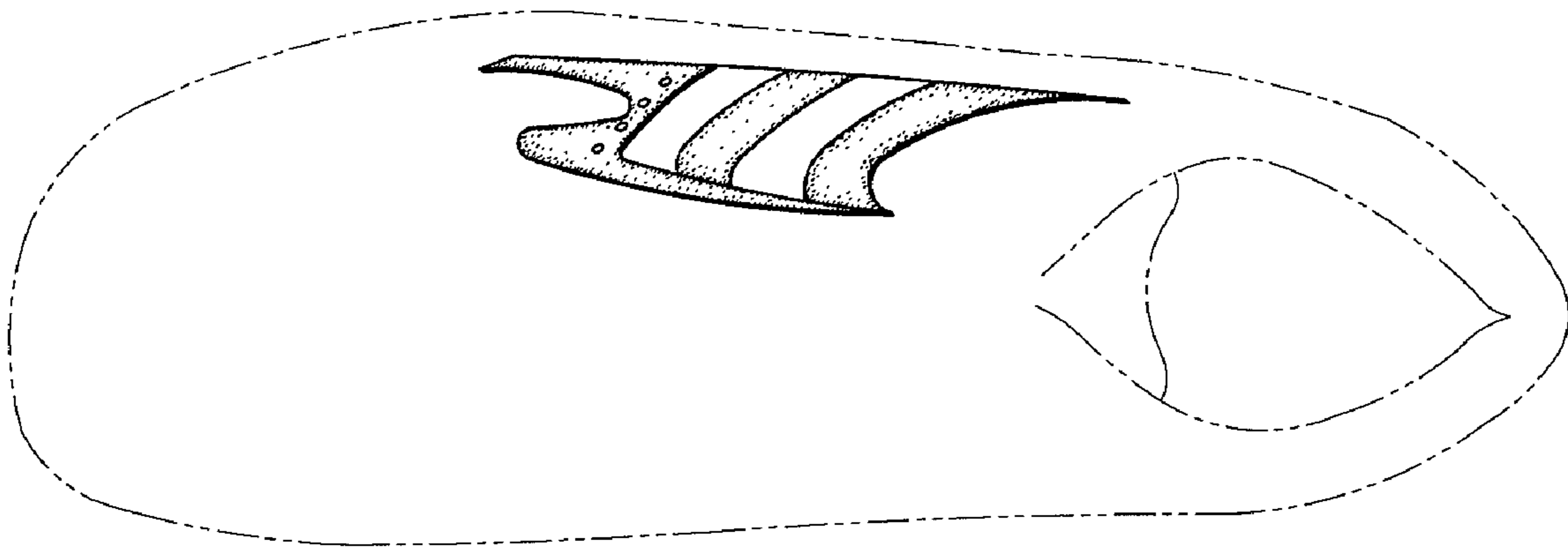


FIG. 5