

US00D592843S

(12) **United States Design Patent**  
**Rugai**

(10) **Patent No.:** **US D592,843 S**

(45) **Date of Patent:** **\*\* May 26, 2009**

(54) **PORTION OF A SHOE UPPER**

(75) Inventor: **Michael Rugai**, New York, NY (US)

(73) Assignee: **Payless ShoeSource Worldwide, Inc.**,  
Topeka, KS (US)

(\*\*) Term: **14 Years**

(21) Appl. No.: **29/302,295**

(22) Filed: **Jan. 14, 2008**

(51) **LOC (9) Cl.** ..... **02-99**

(52) **U.S. Cl.** ..... **D2/946; D2/972**

(58) **Field of Classification Search** ..... D2/896,  
D2/902, 906-908, 943, 944, 969, 972-974,  
D2/946; 36/45, 50.1, 77 M, 77 R, 83, 88,  
36/113, 114, 126-131

See application file for complete search history.

(56) **References Cited**

**U.S. PATENT DOCUMENTS**

D223,329 S *	4/1972	Oshima	.....	D2/907
D247,334 S *	2/1978	Sasaki	.....	D2/908
D498,580 S *	11/2004	Schambra	.....	D2/972
D540,531 S *	4/2007	Lee	.....	D2/972

D560,902 S *	2/2008	Gay	.....	D2/972
D568,037 S *	5/2008	Kuerbis	.....	D2/972
D568,039 S *	5/2008	Kuerbis	.....	D2/972
D579,192 S *	10/2008	Pritchett et al.	.....	D2/972
D584,040 S *	1/2009	McDade et al.	.....	D2/976

\* cited by examiner

*Primary Examiner*—Dominic Simone

(74) *Attorney, Agent, or Firm*—Lathrop & Gage LLP

(57) **CLAIM**

The ornamental design for a portion of a shoe upper, as shown and described.

**DESCRIPTION**

FIG. 1 is a perspective view of a portion of a shoe upper showing my new design;

FIG. 2 is a side view thereof;

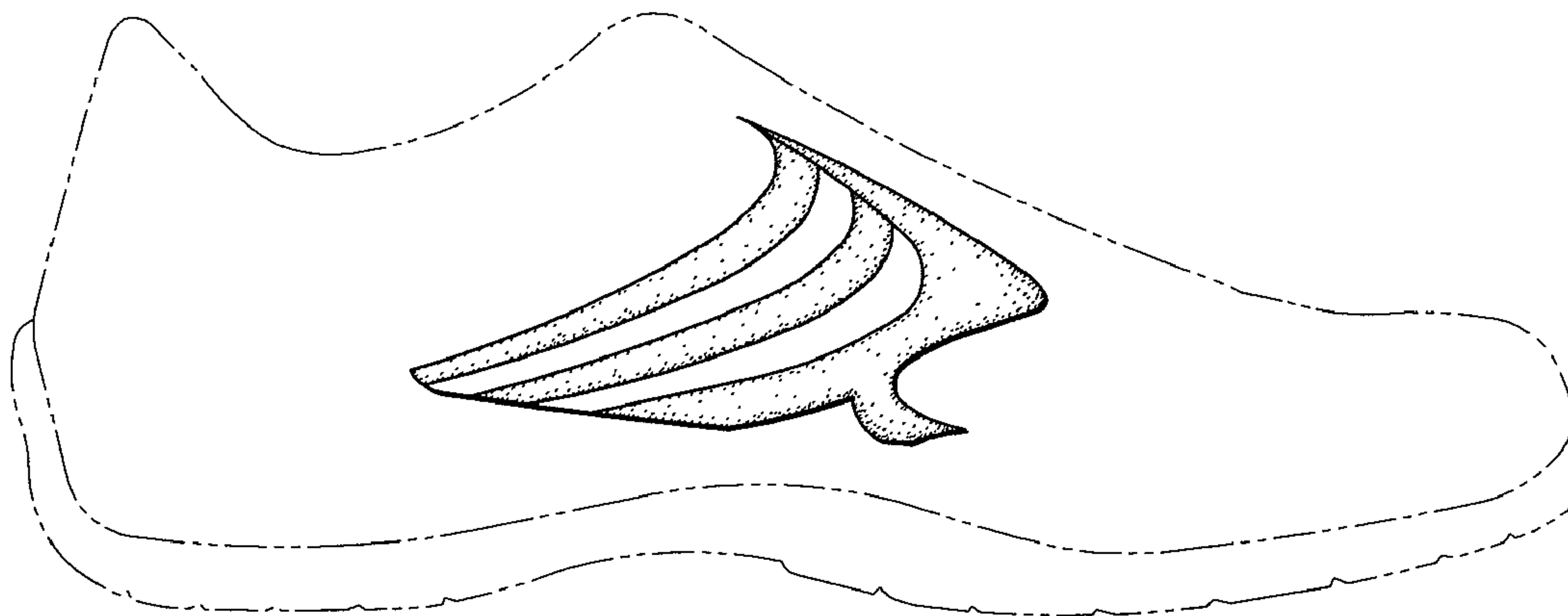
FIG. 3 is a front view thereof;


FIG. 4 is a rear view thereof; and,

FIG. 5 is a top view thereof.

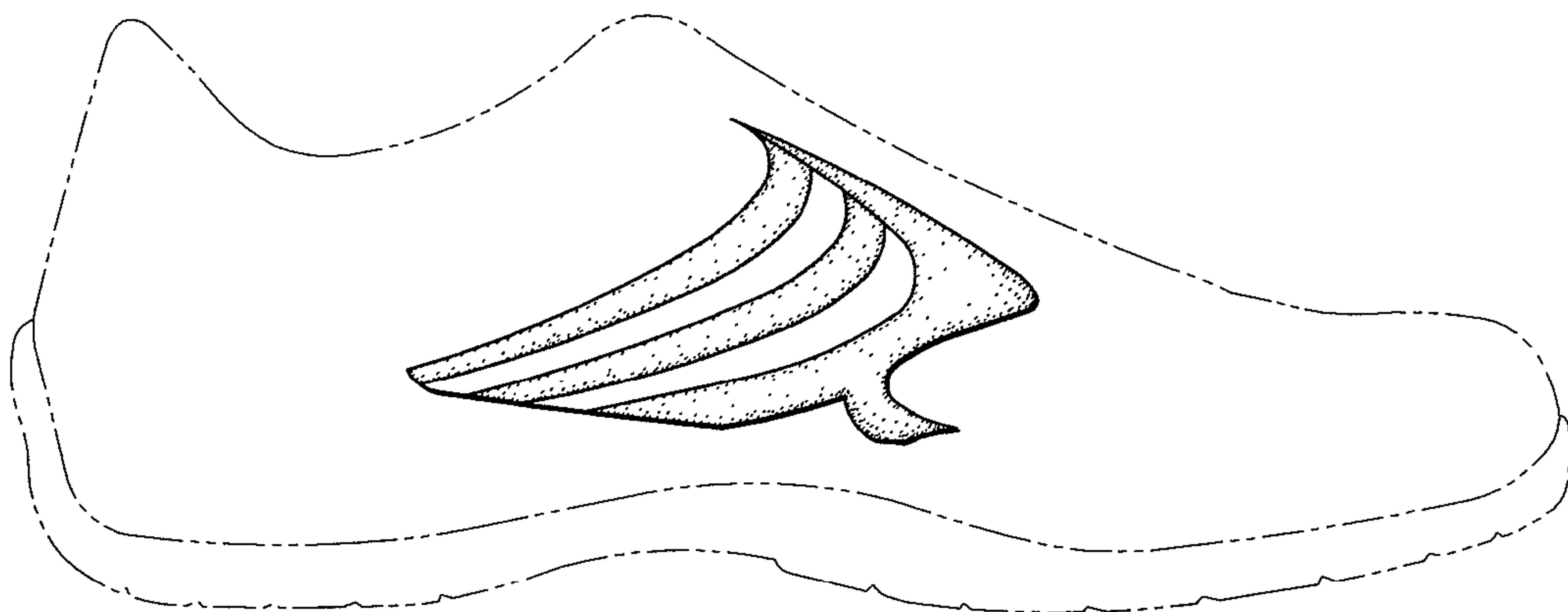
The broken lines in the drawings are for illustrative purposes only and form no part of the claimed design.

**1 Claim, 2 Drawing Sheets**

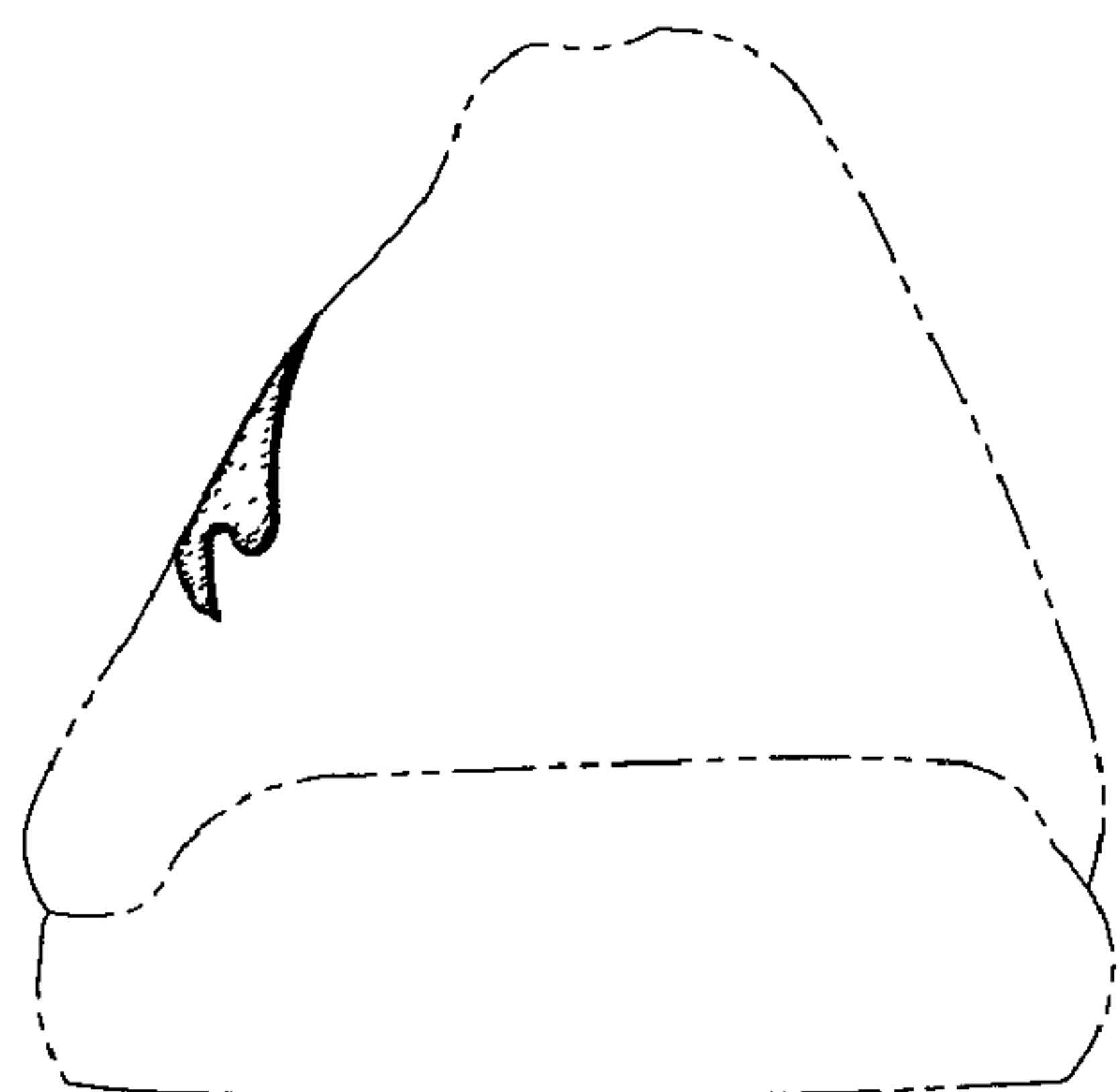




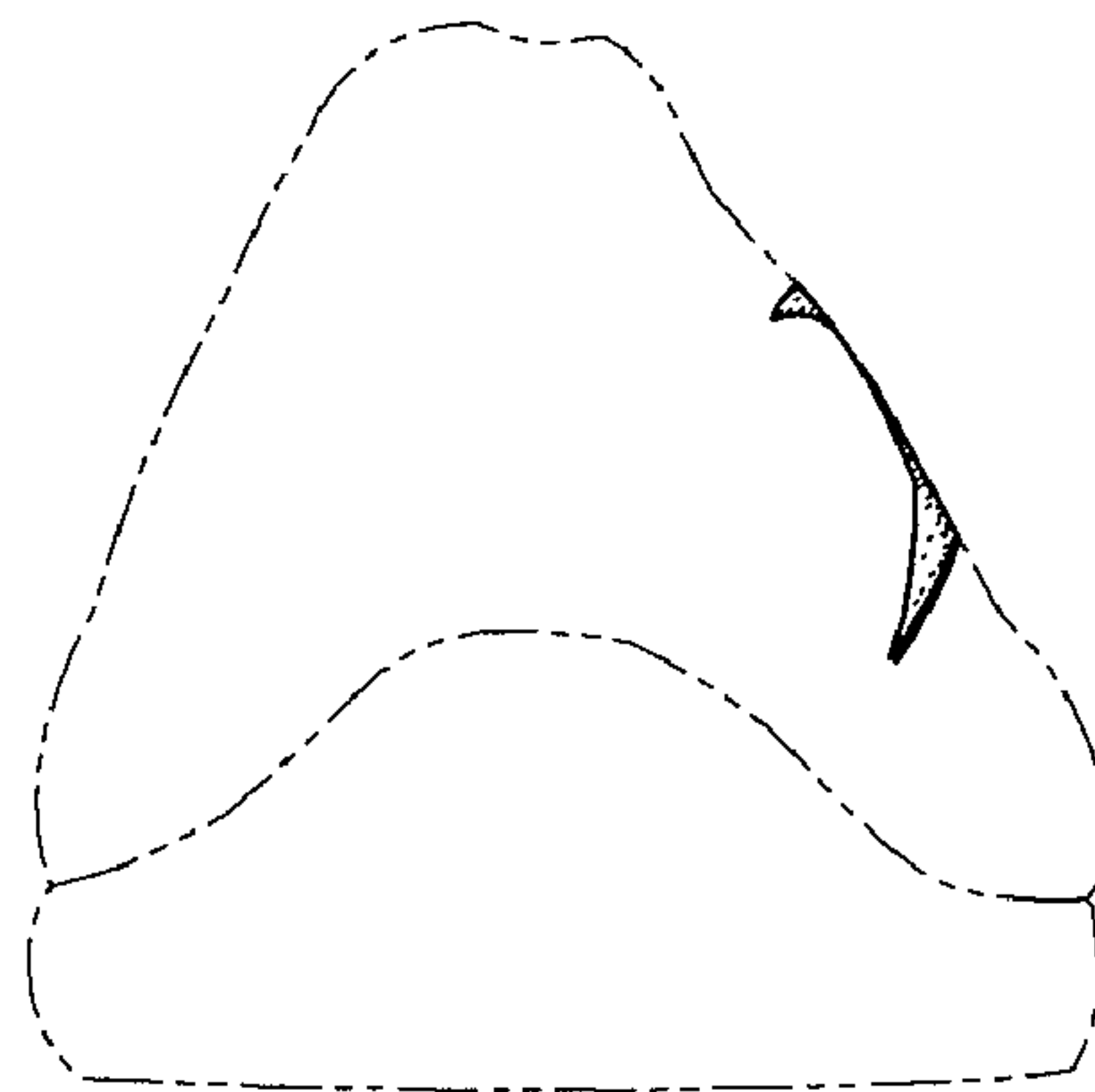
**FIG. 1**



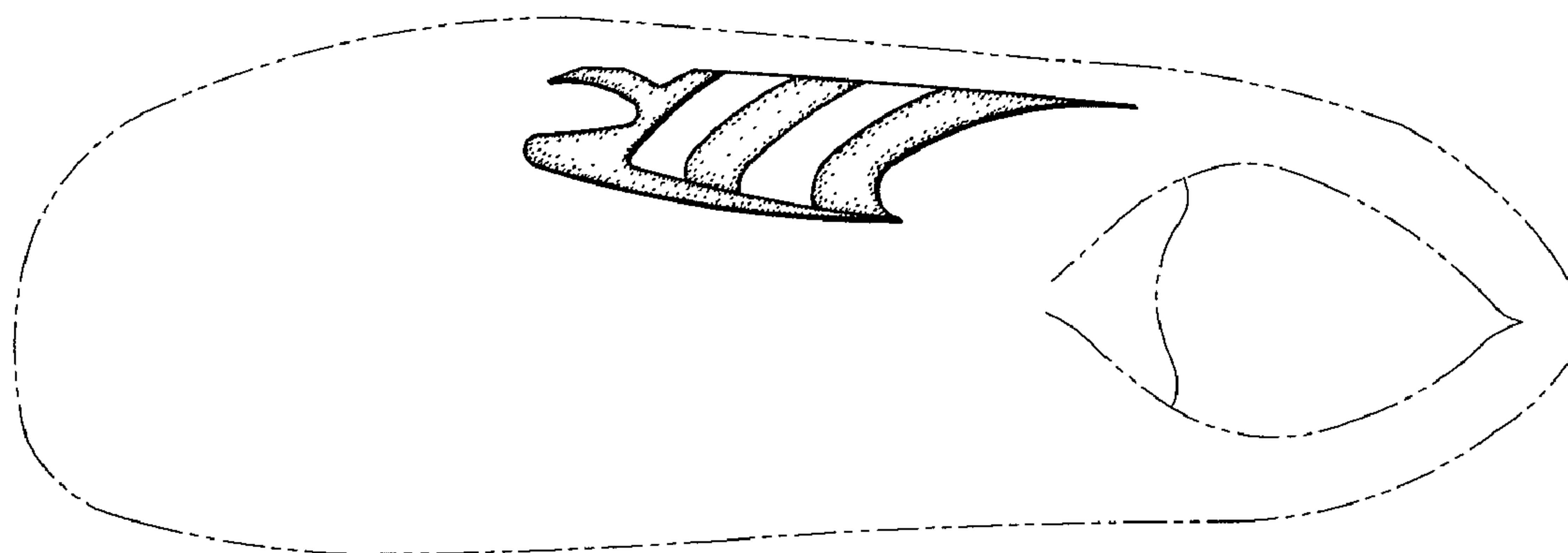
**FIG. 2**



**FIG. 3**



**FIG. 4**



**FIG. 5**