



US00D592837S

(12) **United States Design Patent**
Vico et al.

(10) **Patent No.:** **US D592,837 S**
(45) **Date of Patent:** **** May 26, 2009**

(54) **SHOE**

(75) Inventors: **Andrea Vico**, Sant'Elpidio a Mare (IT);
Andrea Della Valle, Sant'Elpidio a Mare (IT)

(73) Assignee: **TOD'S S.p.A.**, Sant'Elpidio a Mare (Ascoli Piceno) (IT)

(**) Term: **14 Years**

(21) Appl. No.: **29/298,380**

(22) Filed: **Dec. 4, 2007**

(30) **Foreign Application Priority Data**

Jun. 4, 2007 (EM) 000734058

(51) **LOC (9) Cl.** **02-04**

(52) **U.S. Cl.** **D2/902; D2/908; D2/944**

(58) **Field of Classification Search** D2/896,
D2/902, 906-908, 943, 944, 969, 972-974,
D2/951, 953; 36/45, 50.1, 77 M, 77 R, 83,
36/88, 113, 114, 126-131

See application file for complete search history.

(56) **References Cited**

U.S. PATENT DOCUMENTS

- D57,110 S * 2/1921 Brown D2/902
- D83,854 S * 4/1931 Funk et al. D2/897
- D98,954 S * 3/1936 Morgan D2/897
- D108,320 S * 2/1938 Eldon D2/902
- D114,917 S * 5/1939 Cairns D2/902
- D114,918 S * 5/1939 Cairns D2/902
- D117,330 S * 10/1939 Cairns D2/902
- D128,519 S * 7/1941 Hard D2/902

- D148,451 S * 1/1948 Arnoff D2/902
- D542,010 S * 5/2007 Della Valle D2/908
- D552,832 S * 10/2007 Hardy D2/902
- D563,633 S * 3/2008 Della Valle D2/902
- D570,588 S * 6/2008 Petrie D2/969
- D574,588 S * 8/2008 Taylor D2/969
- D576,385 S * 9/2008 Della Valle D2/908
- D577,181 S * 9/2008 Della Valle D2/907

* cited by examiner

Primary Examiner—Dominic Simone

(74) *Attorney, Agent, or Firm*—Knobbe, Martens, Olson & Bear, LLP

(57) **CLAIM**

The ornamental design for a shoe, as shown and described herein.

DESCRIPTION

FIG. 1 is an inner side elevational view of a high-top laced shoe with striped sole according to the new design.

FIG. 2 is an outer side elevational view of the design of FIG. 1.

FIG. 3 is a top plan view of the design of FIG. 1.

FIG. 4 is a bottom plan view of the design of FIG. 1.

FIG. 5 is a back elevational view of the design of FIG. 1.

FIG. 6 is a front elevational view of the design of FIG. 1; and,

FIG. 7 is a perspective view of the design of FIG. 1.

FIGS. 1-7 depict a left shoe of the new design. When the design is a right shoe, the various views are mirror images of the respective views as shown in FIGS. 1-7.

1 Claim, 7 Drawing Sheets




FIG. 1



FIG. 2



FIG. 3

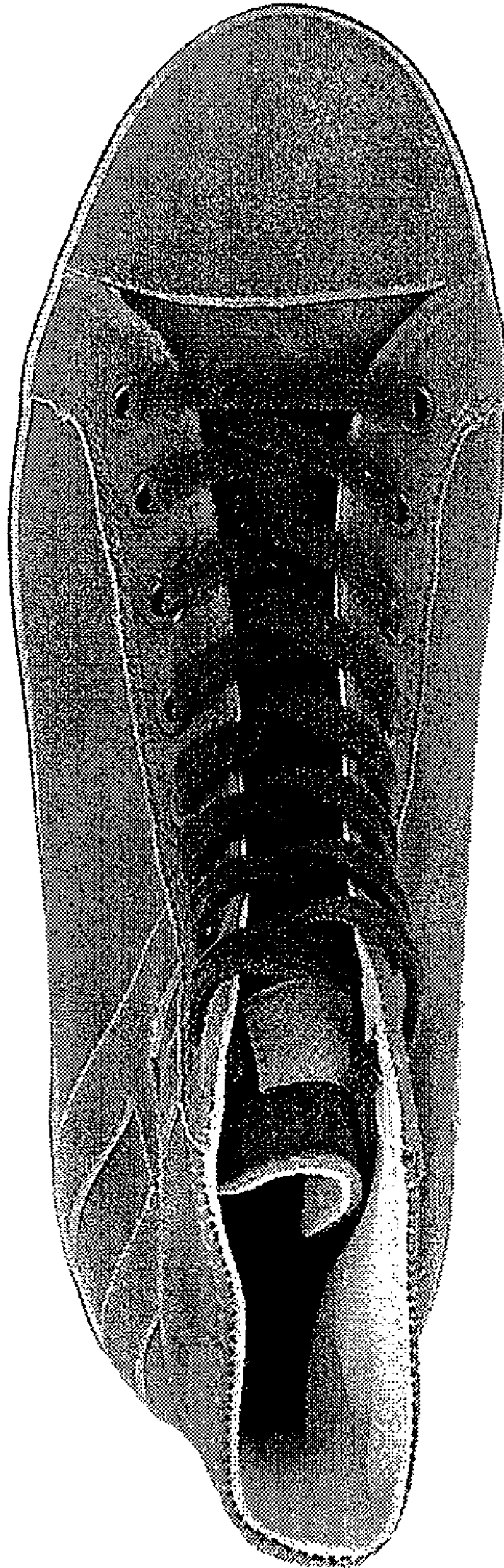


FIG. 4




FIG. 5




FIG. 6




FIG. 7

