

US00D592832S

(12) **United States Design Patent**
Radell

(10) **Patent No.:** **US D592,832 S**
(45) **Date of Patent:** **** May 26, 2009**

(54) **HAT WITH HAIR**

D398,437 S * 9/1998 Sisolak D2/869
5,819,319 A 10/1998 Spurs

(76) Inventor: **Barbara Kay Radell**, 11 Noland Rd.,
Rockmart, GA (US) 30153

(Continued)

(**) Term: **14 Years**

(21) Appl. No.: **29/309,608**

(22) Filed: **Sep. 10, 2008**

(51) **LOC (9) Cl.** **02-03**

(52) **U.S. Cl.** **D2/866**

(58) **Field of Classification Search** D2/865,
D2/866, 867, 868, 870, 875, 874, 877, 878,
D2/880, 881, 885, 889, 891, 895; D28/92;
2/68, 171, 171.04, 171.05, 172, 174, 181,
2/181.6, 182.3, 182.8, 195.8, 200.1, 207,
2/209.13, 209.4, 209.7; 132/53, 54, 105,
132/201, 273, 274

See application file for complete search history.

(56) **References Cited**

U.S. PATENT DOCUMENTS

- 260,332 A * 6/1882 Simonson 2/46
- 456,785 A * 7/1891 Webb 2/181.6
- 614,962 A * 11/1898 Landauer 2/171.5
- 1,031,307 A * 7/1912 Wolpe 2/207
- 1,070,459 A * 8/1913 Hanzl 2/46
- 1,139,967 A * 5/1915 Hall 2/204
- 2,165,716 A * 7/1939 Molleson 132/53
- 2,168,765 A * 8/1939 Dowd 2/209.3
- D127,557 S * 5/1941 Ross D2/870
- 2,308,449 A * 1/1943 Katzman et al. 2/91
- 2,354,916 A * 8/1944 Hurt 264/552
- 2,604,630 A * 7/1952 Waring 2/209.11
- 3,550,161 A * 12/1970 Orozco 2/172
- 3,557,806 A * 1/1971 Blanchard 132/101
- D222,024 S * 9/1971 Frackowiak D2/870
- 3,782,396 A * 1/1974 Tomlinson 132/53
- 4,406,296 A * 9/1983 Wexler et al. 132/148
- 5,170,509 A * 12/1992 Leopold 2/195.1
- 5,493,735 A * 2/1996 Rice
- D376,444 S * 12/1996 Buckwalter D28/92

OTHER PUBLICATIONS

Ribbon headband secured to elastic ponytail holders, as shown on
<http://www.alteredcloth.com/blog>, dated Jul. 13, 2007 (3 pages).
Beanie Babe Wig (Item code: N72316-F04), as shown on <http://ufimart.com>, viewed Mar. 25, 2009 (3 pages).*

Primary Examiner—Elizabeth A Albert
Assistant Examiner—Karen E Eldridge Powers

(57) **CLAIM**

The ornamental design for a hat with hair, as shown and described.

DESCRIPTION

FIG. 1 is a perspective view of a hat with hair, showing my new design;

FIG. 2 is a front elevational view thereof;

FIG. 3 is a rear elevational view thereof;

FIG. 4 is a right side elevational view with the left side being a mirror image thereof;

FIG. 5 is a top plan view thereof; and,

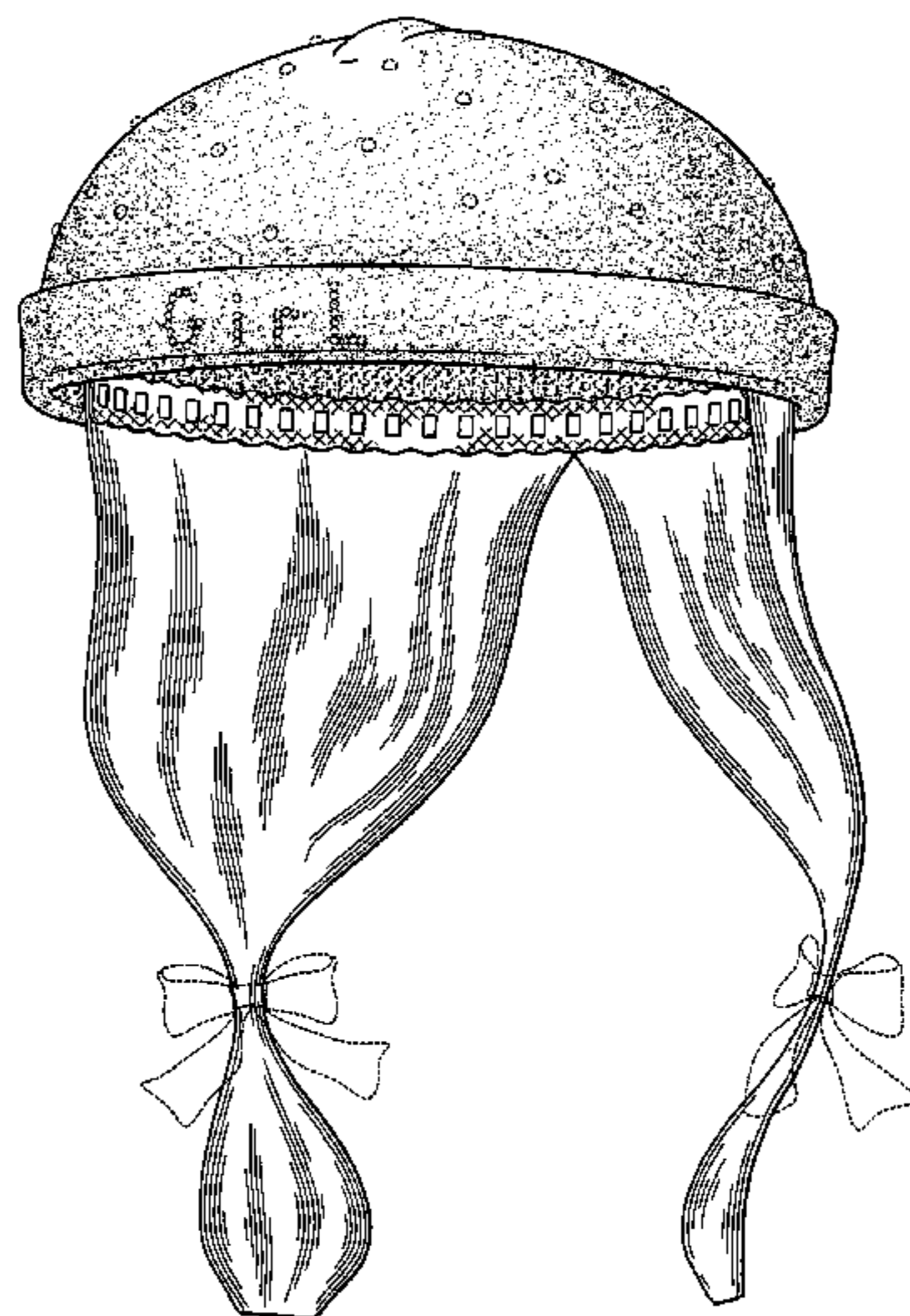
FIG. 6 is a bottom plan view thereof.

The broken line showing of the word, “GirL” on the front portion of the band, the bows on the hair, as well as the small, circular shapes occurring across the crown, illustrates environmental matter and forms no part of the claimed design.

The narrow areas of crosshatching shown on the interior band on which the hair is attached in FIG. 1, although shown intermittently, are meant to represent woven fabric, and are understood to be distributed uniformly over the surface of the feature on which they reside.

The stippling shown in the drawings is for the purpose of shading, and forms no part of the claimed design.

1 Claim, 6 Drawing Sheets



US D592,832 S

Page 2

U.S. PATENT DOCUMENTS

| | | | | | | | | | |
|-----------|------|---------|------------------------|----------|--------------|------|---------|--------------------|---------|
| D481,525 | S * | 11/2003 | Kirnon et al. | D2/885 | 7,131,449 | B2 * | 11/2006 | Kagami et al. | 132/201 |
| D482,186 | S * | 11/2003 | Pytanowski et al. | D2/889 | 7,168,432 | B1 * | 1/2007 | Brumfield | 132/53 |
| D483,173 | S * | 12/2003 | Harris et al. | D2/889 | D539,483 | S * | 3/2007 | Arnold | D28/92 |
| D485,946 | S * | 1/2004 | Angrum | D28/92 | 7,343,921 | B2 * | 3/2008 | Salinas | 132/201 |
| 6,830,054 | B1 * | 12/2004 | Ross-Kuehn | 132/201 | D577,879 | S * | 10/2008 | Jones | D2/889 |
| 6,837,590 | B2 * | 1/2005 | Marston | 362/103 | 2006/0174905 | A1 * | 8/2006 | Bias | 132/53 |
| 7,010,814 | B2 * | 3/2006 | Benziger | 2/209.13 | 2007/0113319 | A1 | 5/2007 | Brinn et al. | |
| 7,047,571 | B1 * | 5/2006 | Kelly | 2/209.13 | 2007/0283975 | A1 * | 12/2007 | Ma | 132/53 |

* cited by examiner




FIG. 1

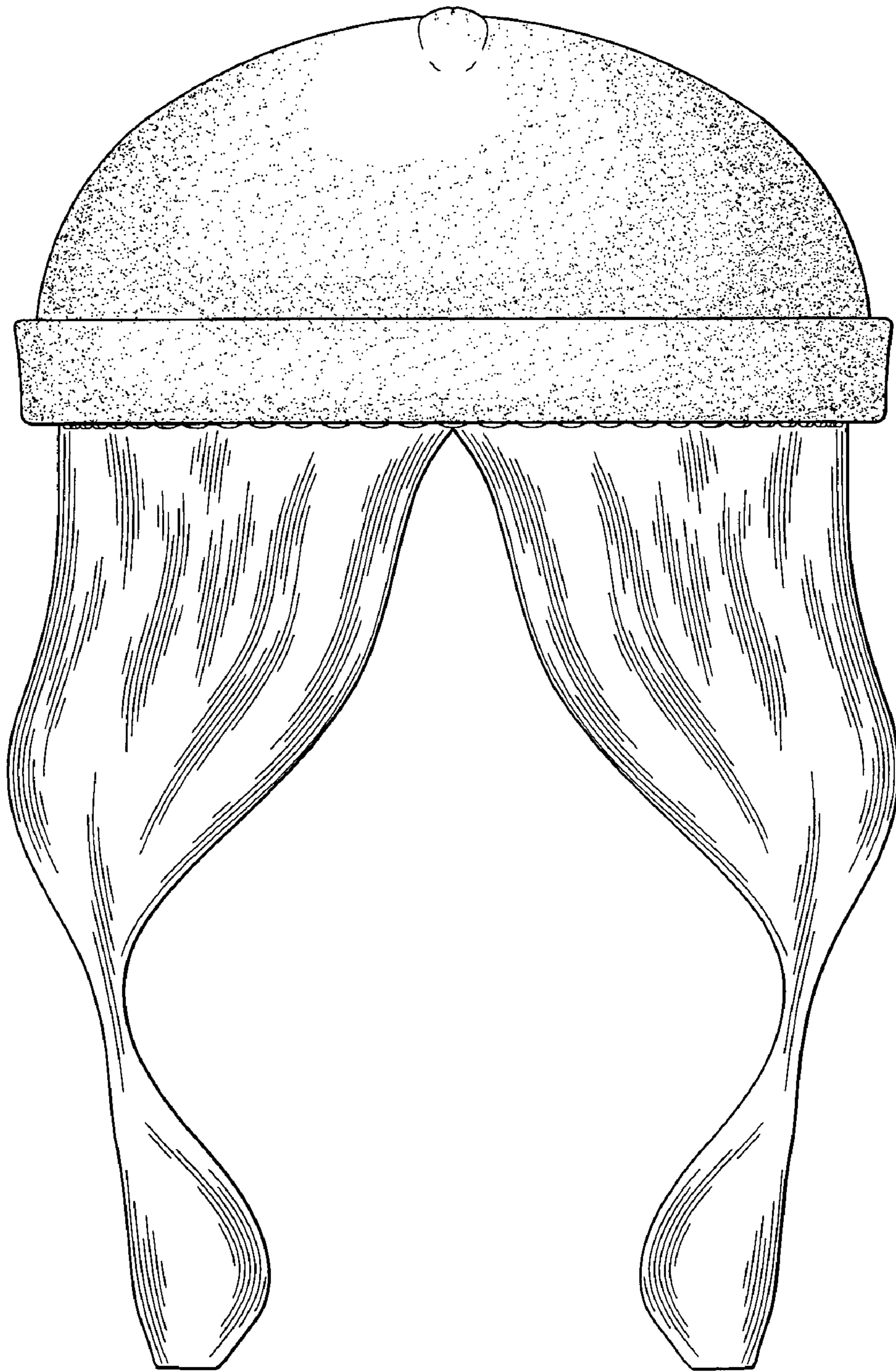


FIG. 2

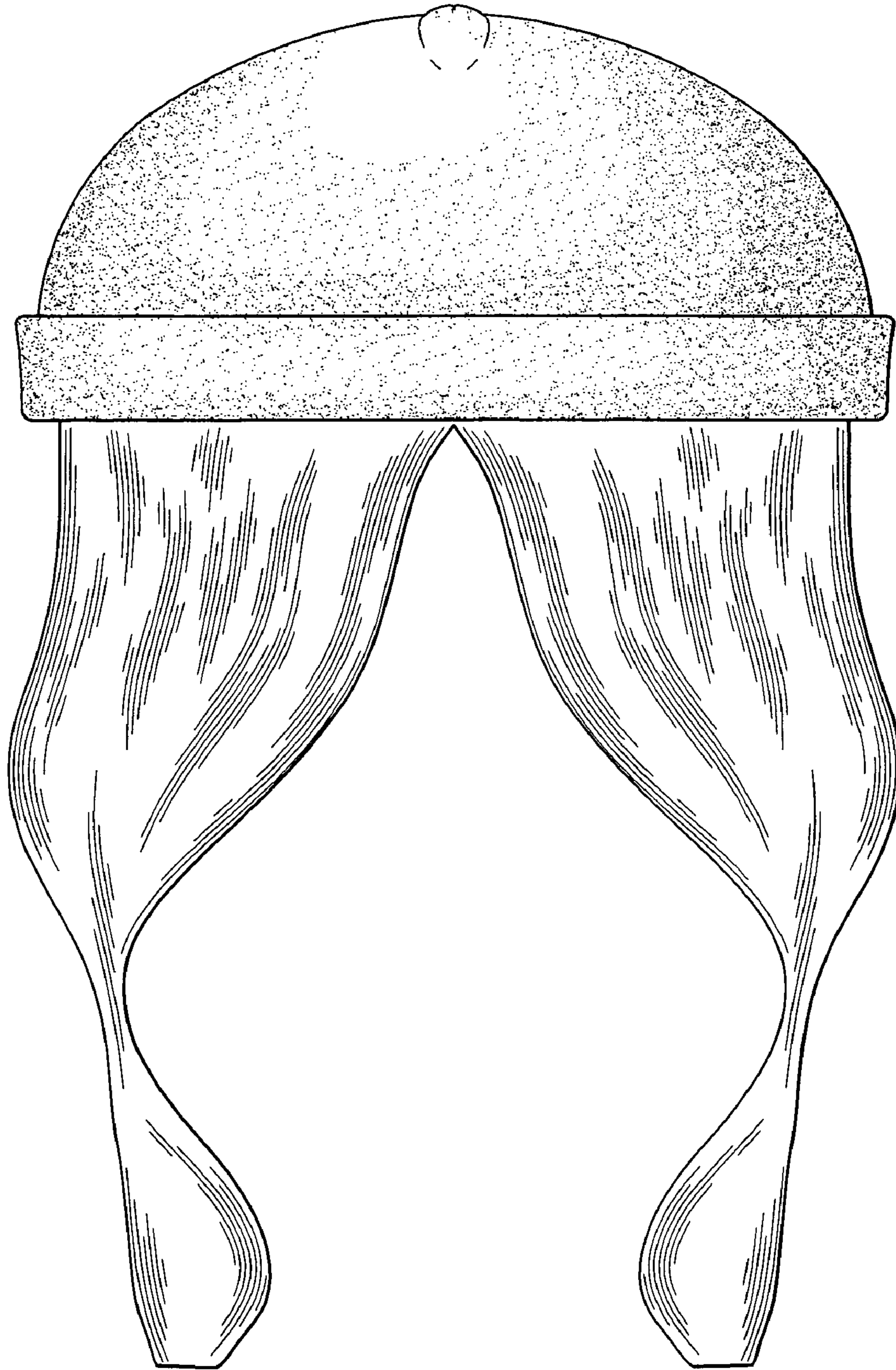


FIG. 3

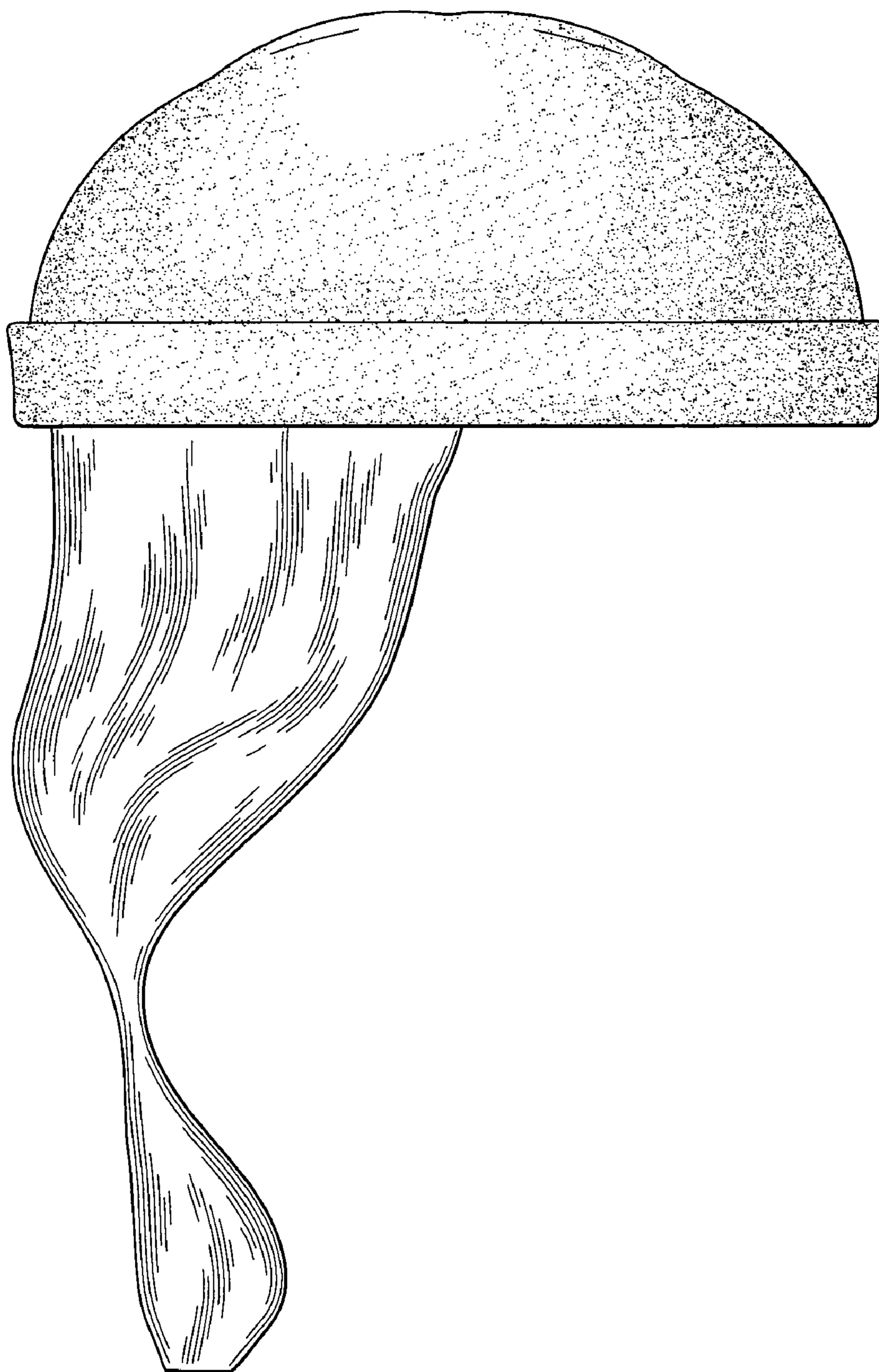


FIG. 4

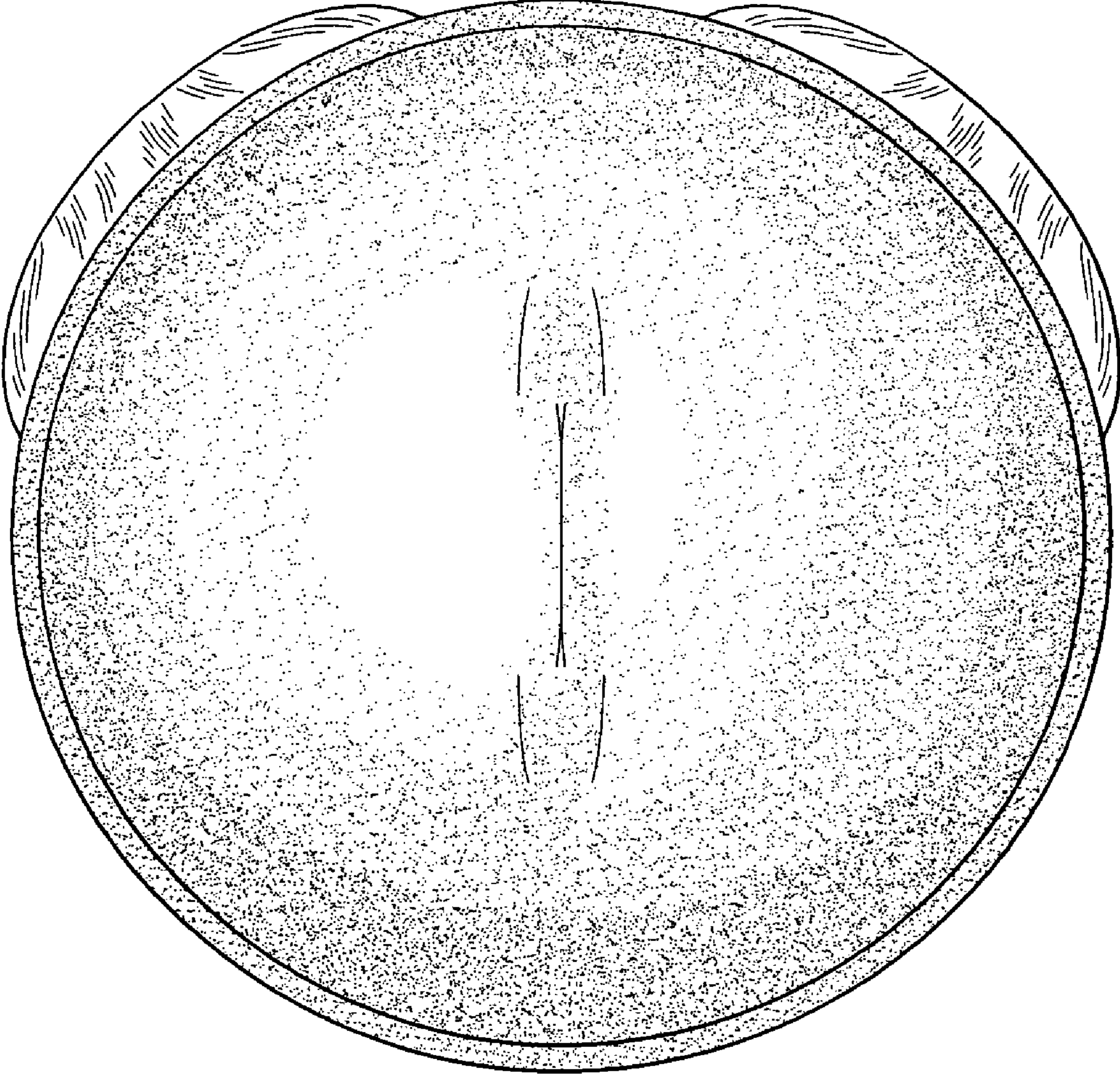


FIG. 5

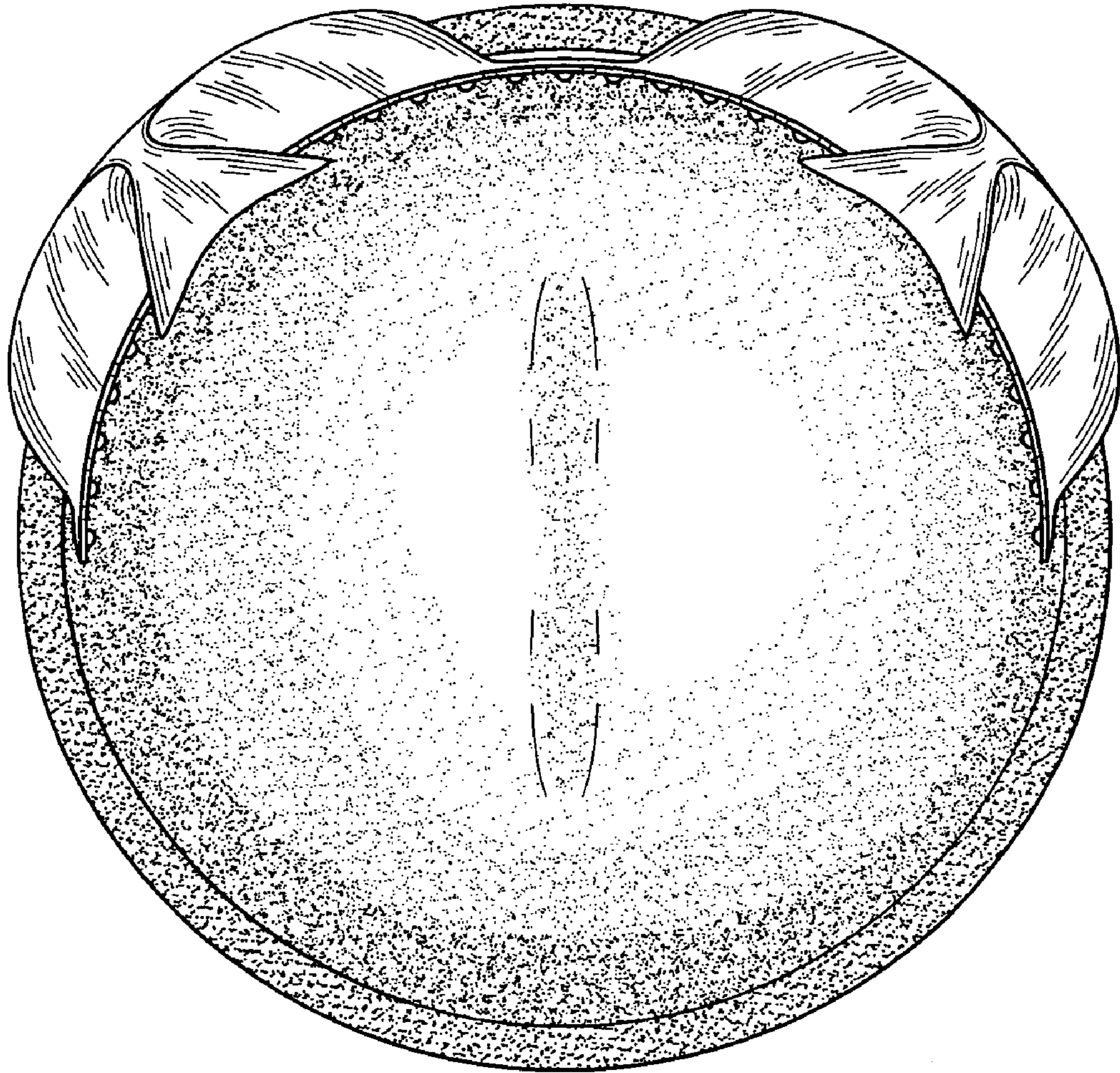


FIG. 6