



US00D592830S

(12) **United States Design Patent**  
**Whiteside**

(10) **Patent No.:** **US D592,830 S**

(45) **Date of Patent:** **\*\* May 26, 2009**

(54) **TIE TOWEL**

(76) **Inventor:** **Donna M. Whiteside**, 111 E.  
Devonshire Ave., Linwood, NJ (US)  
08221-2322

(\*\*) **Term:** **14 Years**

(21) **Appl. No.:** **29/292,195**

(22) **Filed:** **Oct. 2, 2007**

(51) **LOC (9) Cl.** ..... **02-02**

(52) **U.S. Cl.** ..... **D2/823; D2/728**

(58) **Field of Classification Search** ..... D2/724,  
D2/725, 728, 823, 824, 826, 502; 2/1, 67,  
2/69, 82; D6/608

See application file for complete search history.

(56) **References Cited**

**U.S. PATENT DOCUMENTS**

1,497,685	A *	6/1924	Hoyme	.....	2/67
D306,510	S *	3/1990	Sanchez	.....	D2/728
D409,821	S *	5/1999	Holcombe	.....	D2/861
D414,645	S *	10/1999	Cooper	.....	D6/608
D478,408	S *	8/2003	Nettles	.....	D2/861
D506,343	S *	6/2005	Holt	.....	D6/608
D548,930	S *	8/2007	Gratkowski	.....	D2/796
D556,912	S *	12/2007	Piacentino	.....	D24/206
D557,967	S *	12/2007	Grant	.....	D6/608

D570,489	S *	6/2008	McMullin	.....	D24/200
D579,634	S *	11/2008	Martone	.....	D2/823
2003/0014804	A1 *	1/2003	Morales	.....	2/92
2004/0093657	A1 *	5/2004	Erinc	.....	2/69

\* cited by examiner

*Primary Examiner*—Ian Simmons

*Assistant Examiner*—R. Johnson

(74) *Attorney, Agent, or Firm*—Stuart M. Goldstein

(57) **CLAIM**

The ornamental design for a tie towel, as shown and described.

**DESCRIPTION**

FIG. 1 is a front view of a tie towel showing my new design in use;

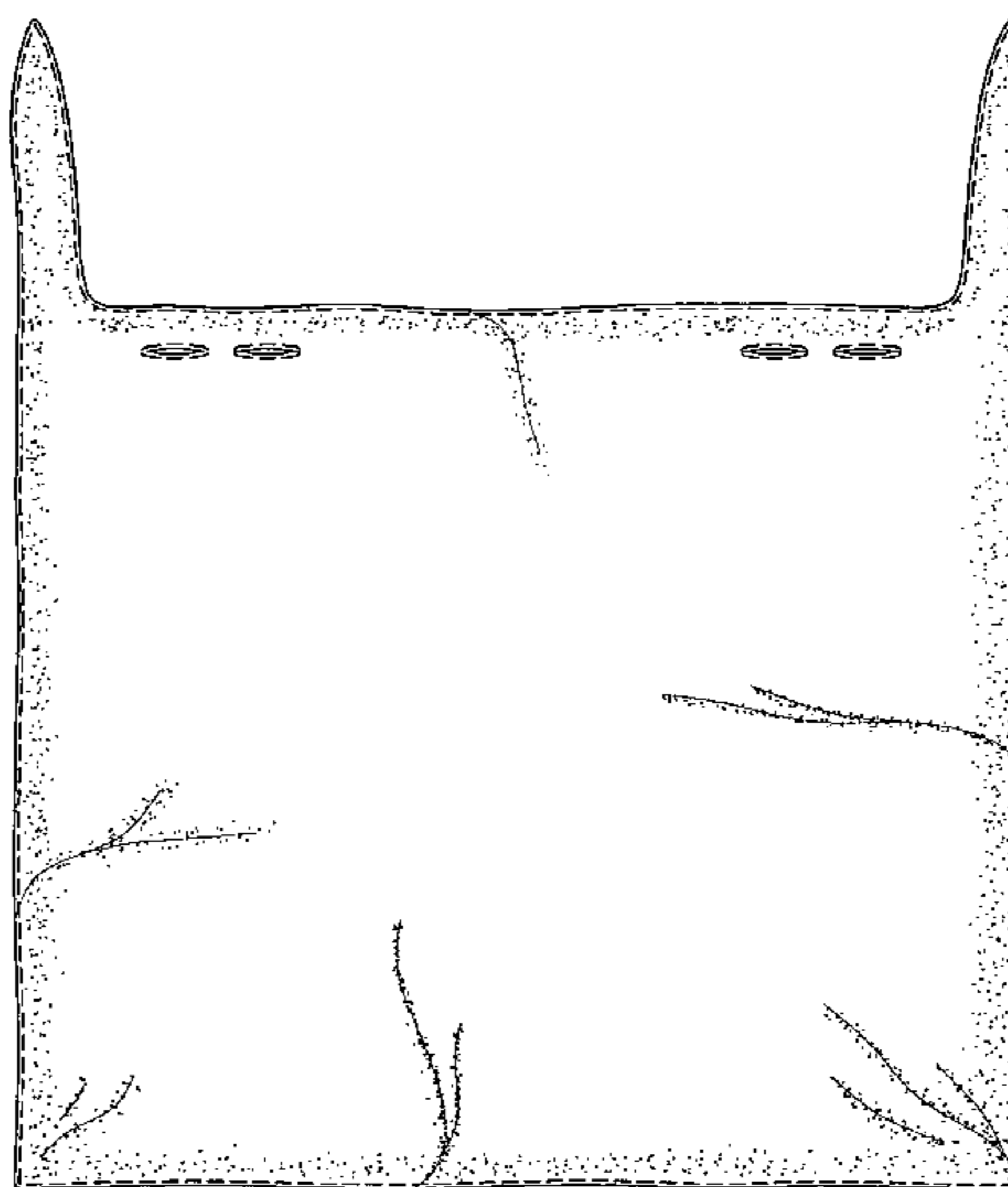
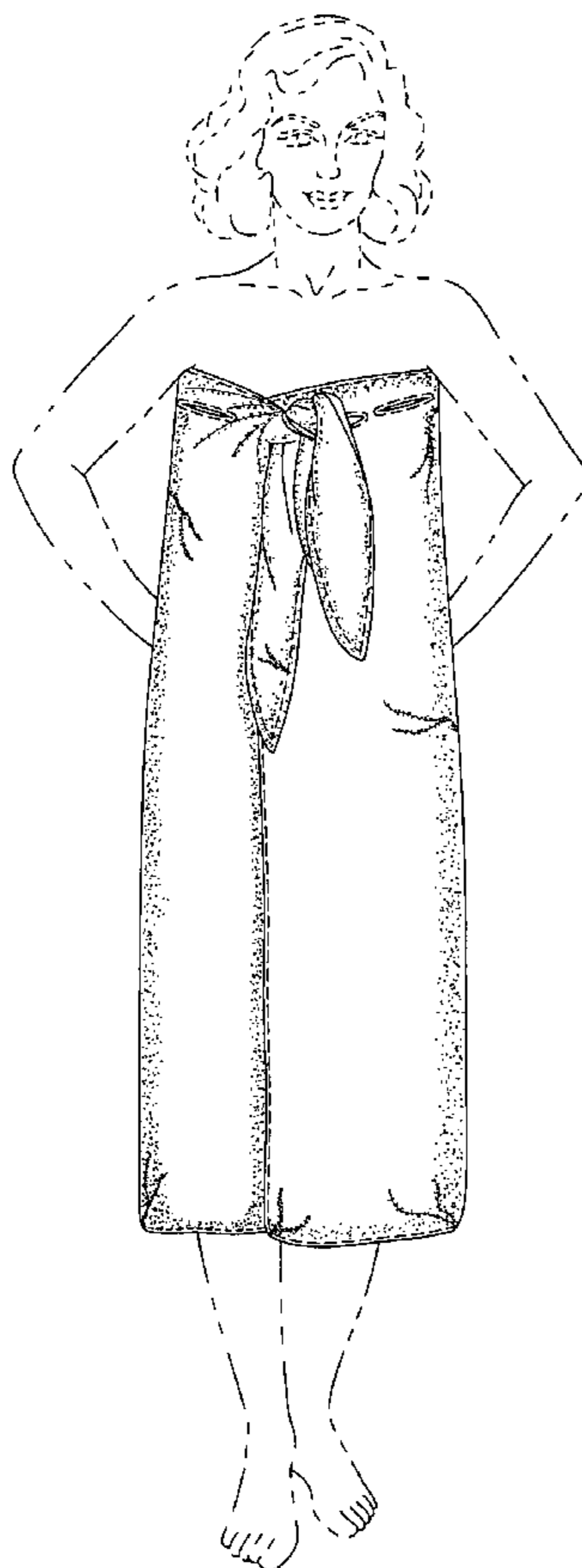
FIG. 2 is a front elevational view thereof, showing the tie towel extended to its full length; and,

FIG. 3 is a side elevational view thereof, the undisclosed opposite side being a mirror image thereof.

The broken lines in FIG. 1 showing portions of the human figure are included for the purpose of illustrating the claimed design in use.

The broken lines on the surface of the tie towel in FIGS. 1 and 2 represent stitching.

**1 Claim, 2 Drawing Sheets**



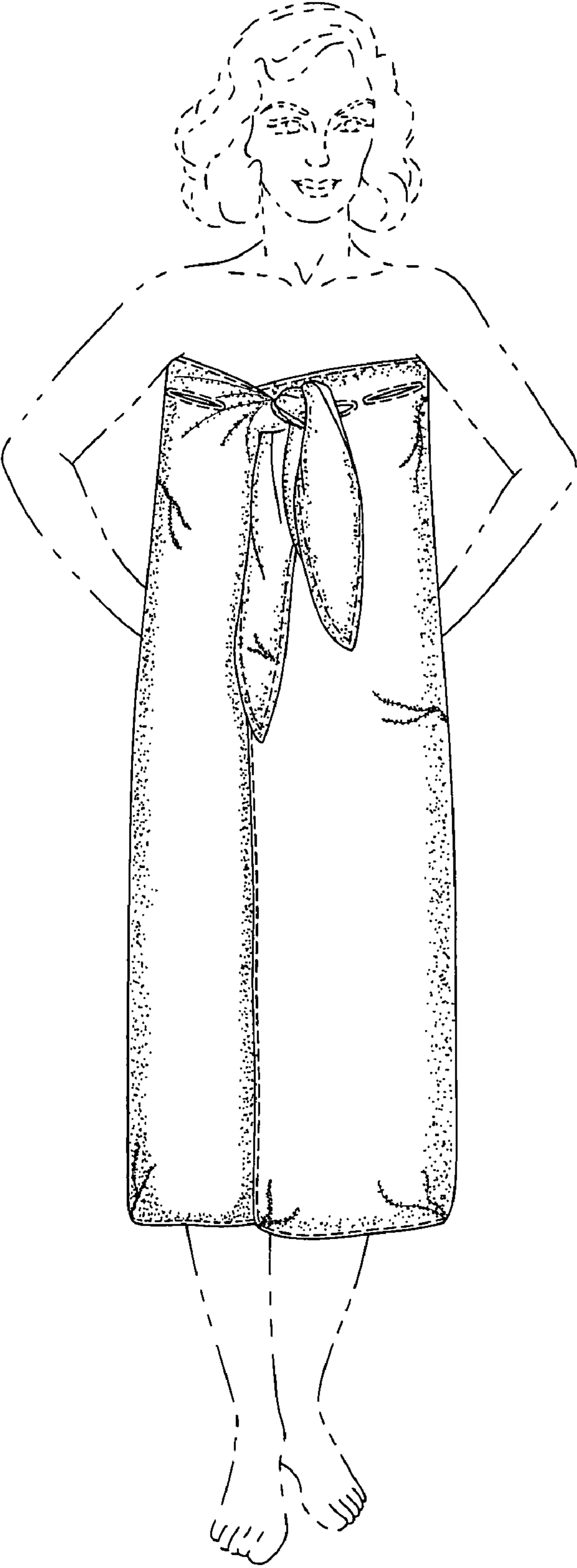


FIG. 1




FIG. 2



FIG. 3