



US00D592820S

(12) **United States Design Patent**
Tuncel

(10) **Patent No.:** **US D592,820 S**

(45) **Date of Patent:** **** May 19, 2009**

(54) **BELLMAN'S CART**

(75) Inventor: **Levent Tuncel**, Atlanta, GA (US)

(73) Assignee: **Levent Industries, Inc.**, Atlanta, GA (US)

(**) Term: **14 Years**

(21) Appl. No.: **29/320,370**

(22) Filed: **Jun. 25, 2008**

(51) **LOC (9) Cl.** **12-02**

(52) **U.S. Cl.** **D34/17**

(58) **Field of Classification Search** D34/12-27;
280/793, 33.998, 47.34, 47.35, 47.36; D6/475,
D6/410; 211/204

See application file for complete search history.

(56) **References Cited**

U.S. PATENT DOCUMENTS

1,832,271 A	11/1931	Williams	
D121,805 S	8/1940	Castgelli et al.	
D239,094 S	3/1976	Duffy	
D294,760 S	3/1988	Vanderdoes, Sr.	
D313,900 S *	1/1991	Yau Kee D6/410
D323,049 S	1/1992	DeWitt	
D324,283 S	2/1992	DeWitt	
5,090,725 A *	2/1992	Feldner 280/651
D329,727 S	9/1992	DeWitt	
5,190,305 A	3/1993	Putman	
D341,689 S	11/1993	Putman et al.	

D341,690 S	11/1993	Putman et al.	
D366,745 S *	1/1996	Kern et al. D34/17
D470,332 S *	2/2003	Clucas et al. D6/410
D518,269 S	3/2006	Henshaw et al.	
D550,919 S *	9/2007	Tuncel D34/17
D550,920 S *	9/2007	Tuncel D34/17

* cited by examiner

Primary Examiner—Cynthia E Ramirez

(74) *Attorney, Agent, or Firm*—George Ronald Reardon

(57) **CLAIM**

The ornamental design for a bellman's cart, as shown.

DESCRIPTION

A portable cart used for transporting luggage and the like.

FIG. 1 is a perspective view of a bellman's cart showing my new design;

FIG. 2 is a front plan view of a bellman's cart;

FIG. 3 is a rear plan view of a bellman's cart;

FIG. 4 is a right side plan view of a bellman's cart;


FIG. 5 is a left side plan view of a bellman's cart;

FIG. 6 is a bottom plan view of a bellman's cart; and,

FIG. 7 is a top plan view of a bellman's cart.

The broken line showing of the wheels and elements on the bottom of the cart is included for the purpose of illustrating environment and forms no part of the claimed design.

1 Claim, 7 Drawing Sheets






FIG. 1

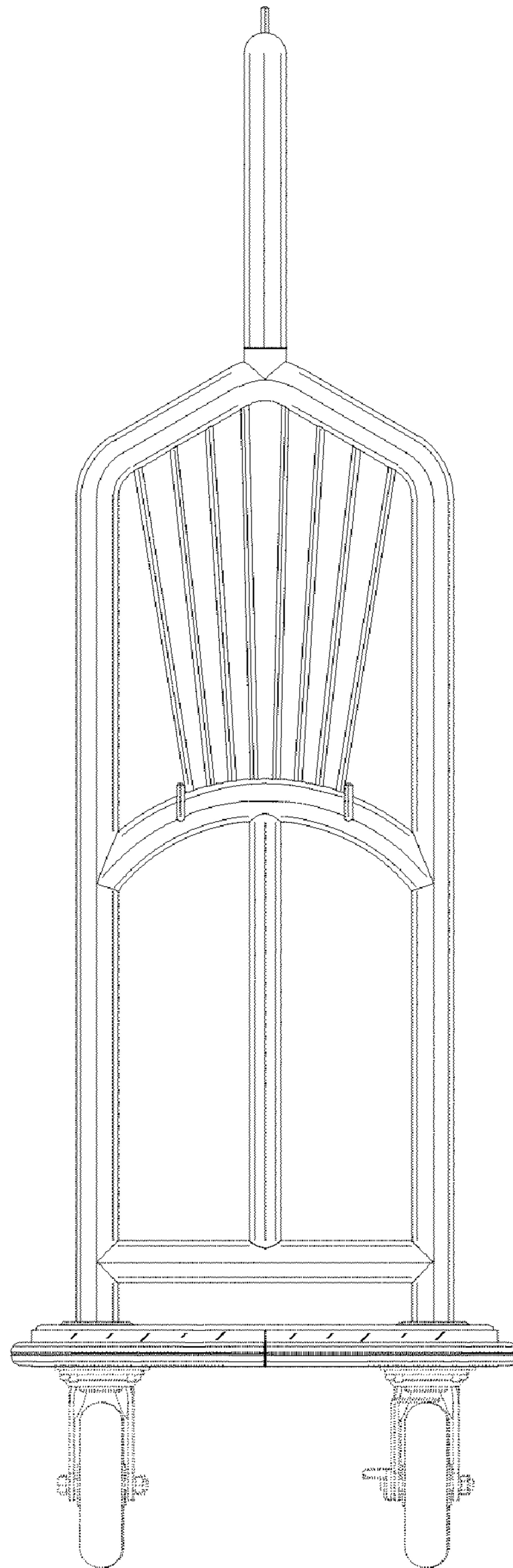


FIG. 2

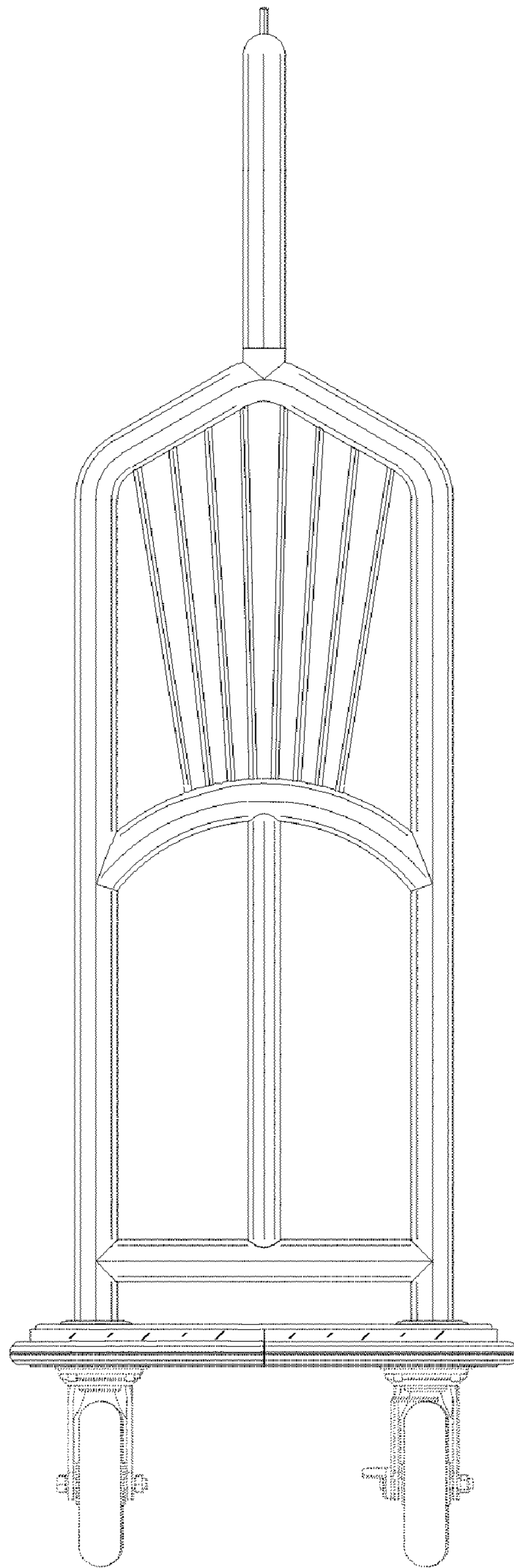


FIG. 3




FIG. 4

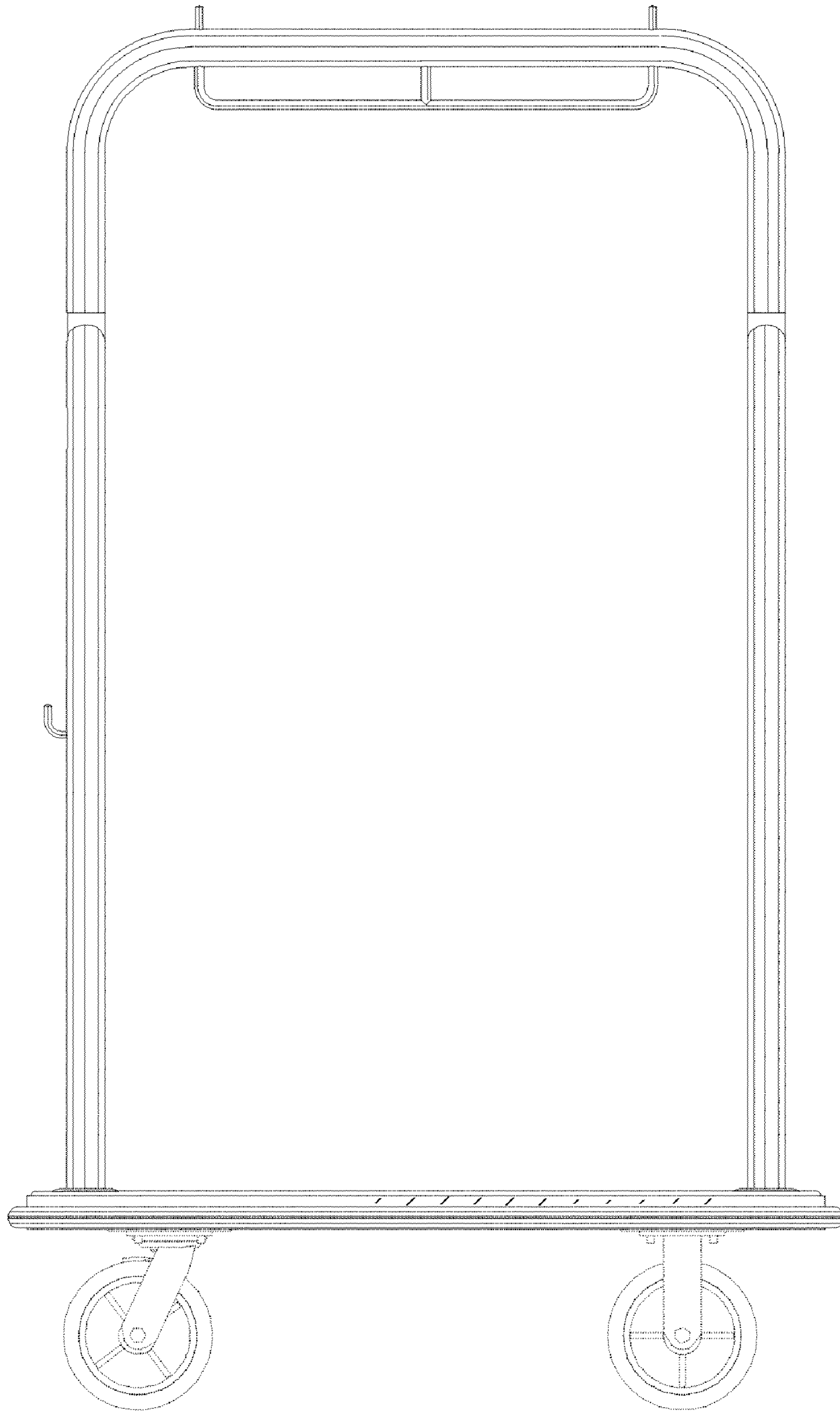


FIG. 5

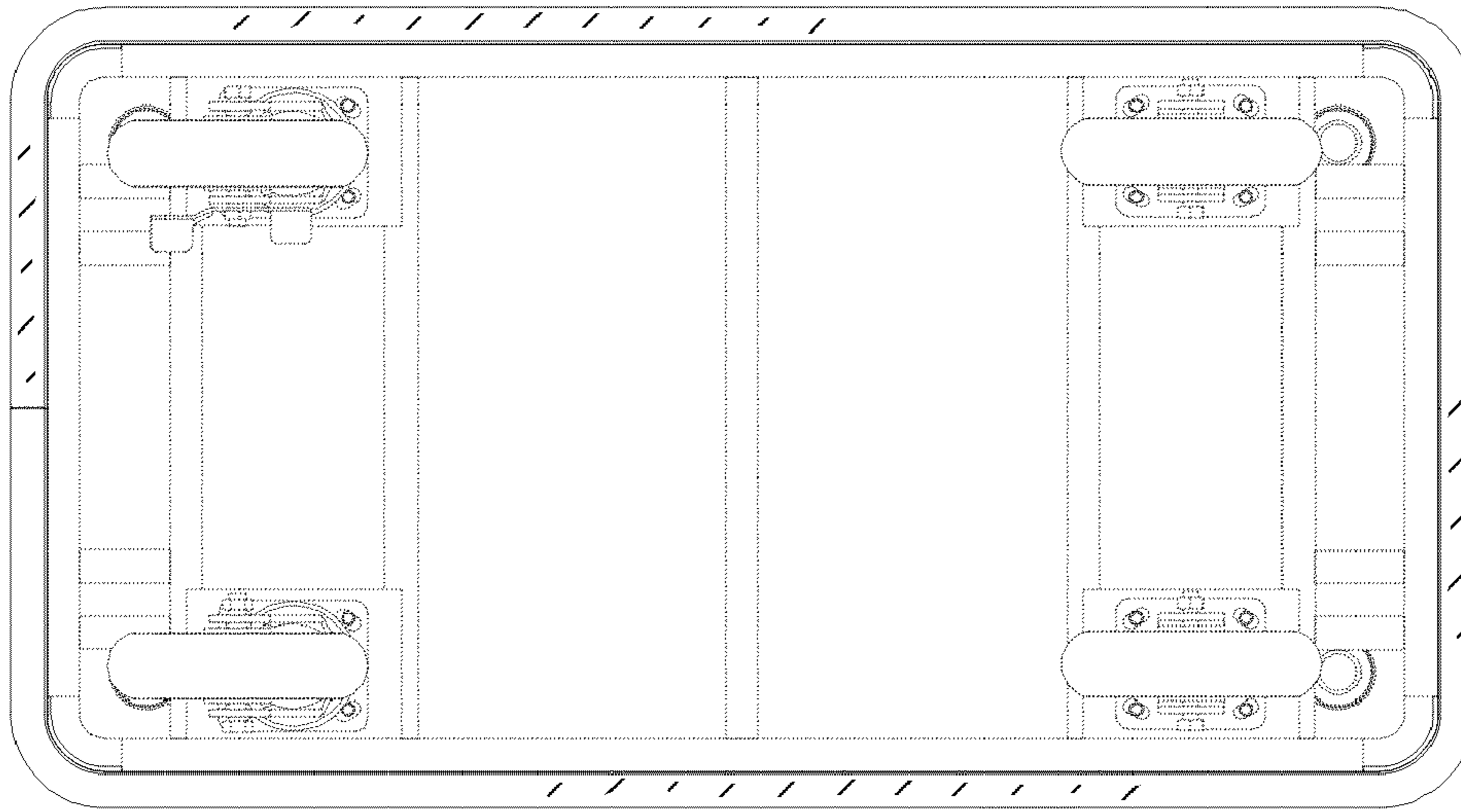


FIG. 6

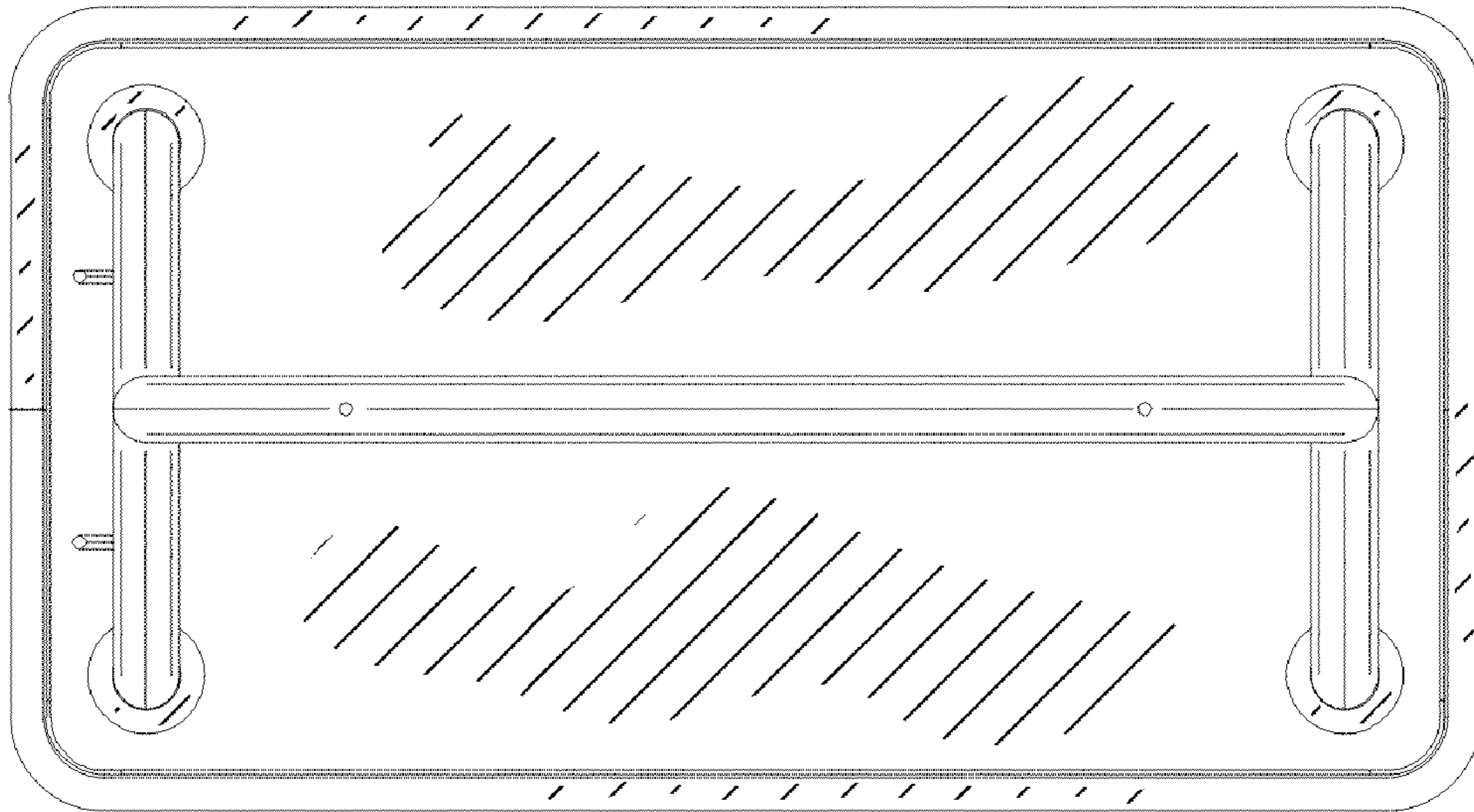


FIG. 7