



US00D592812S

(12) **United States Design Patent**  
**Hughes**

(10) **Patent No.:** **US D592,812 S**

(45) **Date of Patent:** **\*\* May 19, 2009**

(54) **RESCUE TUBE**

(75) **Inventor:** **Rosana B. Hughes**, Wichita Falls, TX  
(US)

(73) **Assignee:** **TRC Recreation, LP**, Wichita Falls, TX  
(US)

(\*\*) **Term:** **14 Years**

(21) **Appl. No.:** **29/320,123**

(22) **Filed:** **Jun. 20, 2008**

**Related U.S. Application Data**

(63) Continuation of application No. 29/318,579, filed on  
May 22, 2008.

(51) **LOC (9) Cl.** ..... **29-02**

(52) **U.S. Cl.** ..... **D29/124**

(58) **Field of Classification Search** ..... D29/124;  
D21/803, 810; 441/80, 84, 85, 88, 89  
See application file for complete search history.

(56) **References Cited**

**U.S. PATENT DOCUMENTS**

1,089,617 A \* 3/1914 Adams ..... 441/1  
2,088,251 A \* 7/1937 Walters ..... 441/85  
4,314,954 A \* 2/1982 Ringdal ..... 264/45.5

5,480,332 A \* 1/1996 Cynamon ..... 441/80  
6,042,440 A \* 3/2000 Ettl ..... 441/88  
6,375,532 B1 \* 4/2002 Eiband et al. .... 441/88  
6,475,047 B2 \* 11/2002 Cynamon ..... 441/80  
D482,164 S \* 11/2003 Millhollin ..... D29/124

\* cited by examiner

*Primary Examiner*—Raphael Barkai

*Assistant Examiner*—Randall H Gholson

(74) *Attorney, Agent, or Firm*—Dennis T. Griggs

(57) **CLAIM**

The ornamental design for a rescue tube, as shown and  
described.

**DESCRIPTION**

FIG. 1 is a top perspective view of a rescue tube showing my  
new design;

FIG. 2 is an underside perspective view thereof;

FIG. 3 is a top plan view thereof;

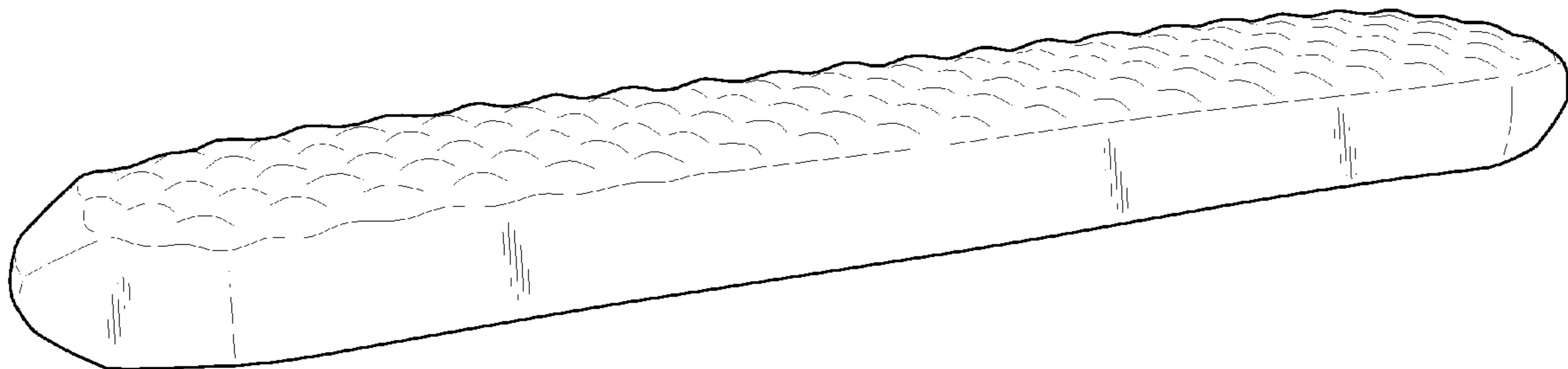
FIG. 4 is a left side elevation view thereof, the right side being  
a mirror image thereof;

FIG. 5 is a bottom plan view thereof;

FIG. 6 is a front elevation view thereof; and,

FIG. 7 is a rear elevation view thereof.

**1 Claim, 3 Drawing Sheets**



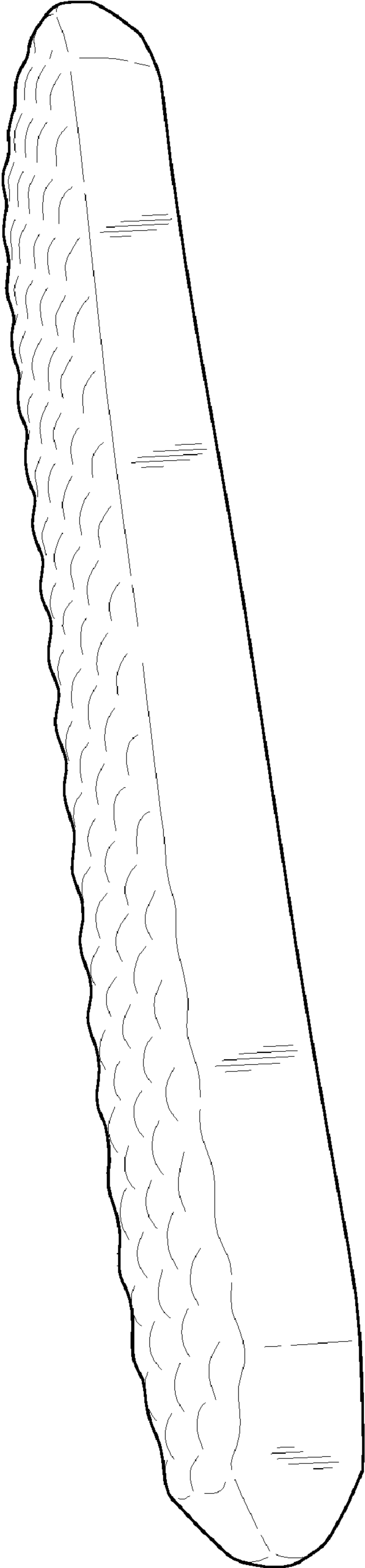


FIG. 1

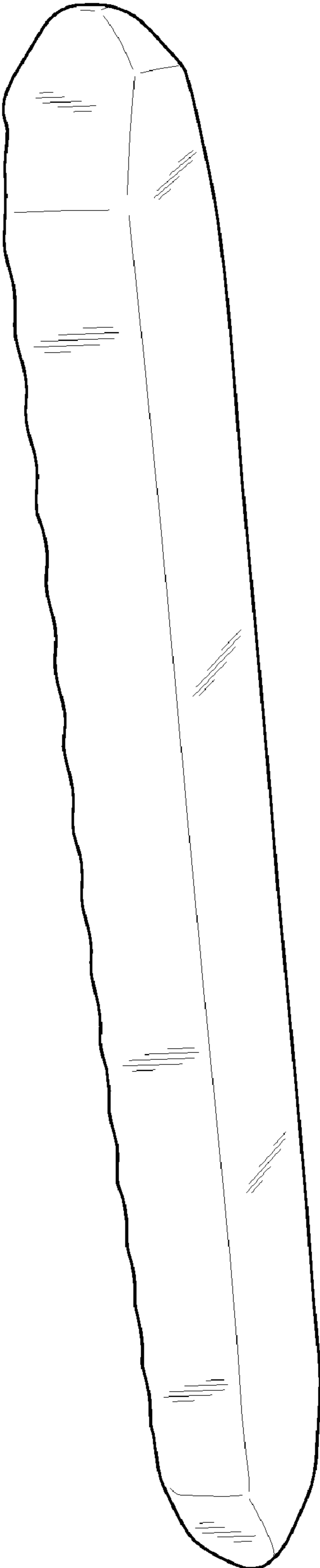


FIG. 2




FIG. 3



FIG. 4




FIG. 5

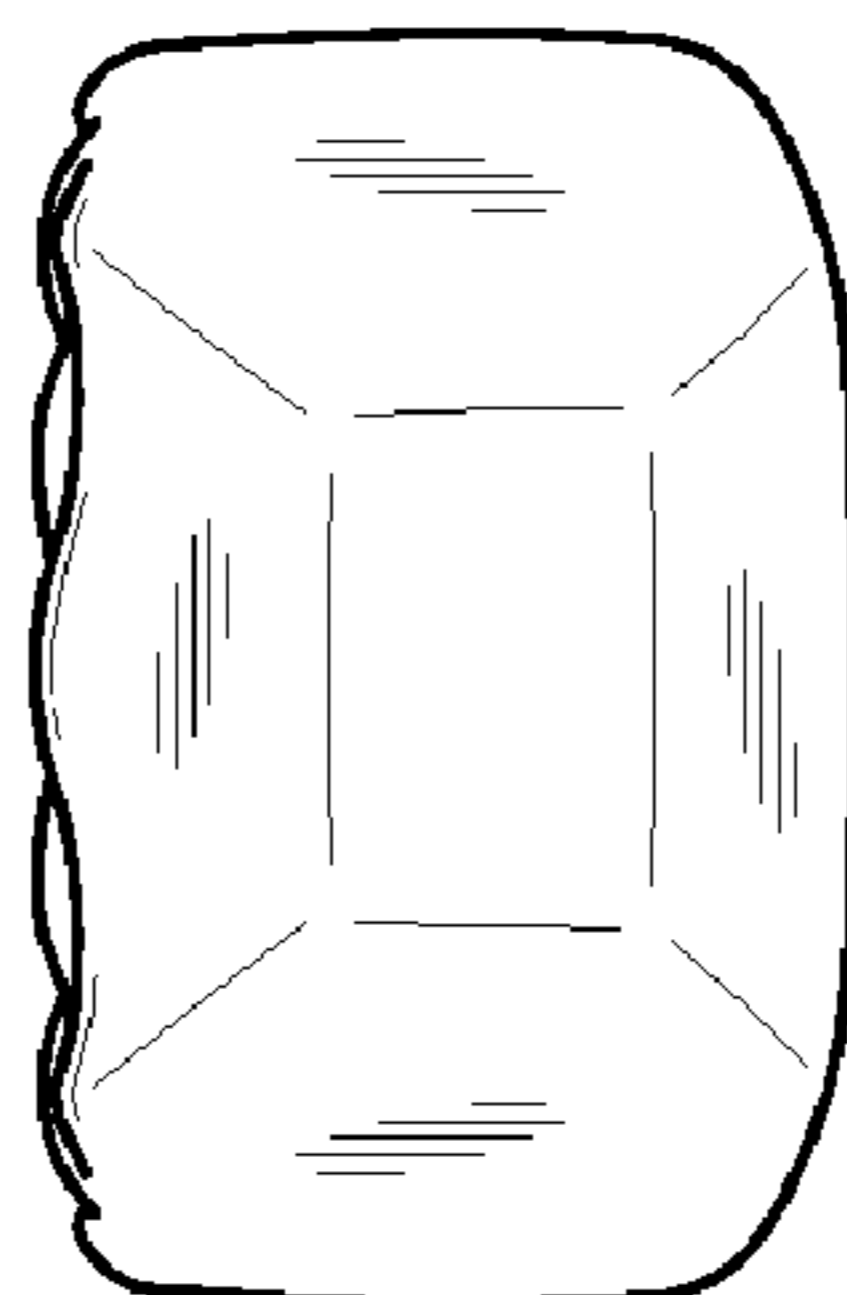


FIG. 6

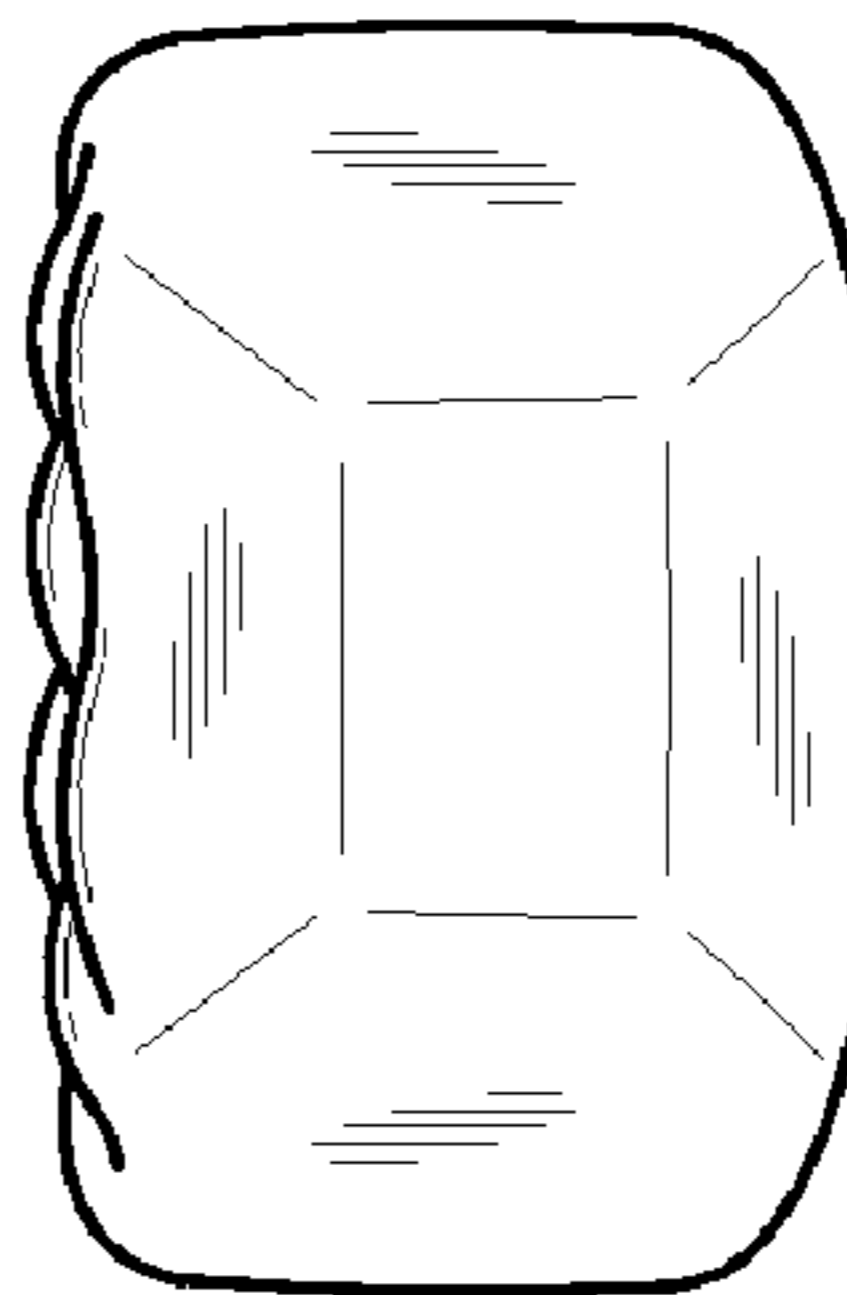


FIG. 7