



US00D592789S

(12) **United States Design Patent**  
**Sabernig**

(10) **Patent No.:** **US D592,789 S**

(45) **Date of Patent:** **\*\* May 19, 2009**

(54) **LIGHT FIXTURE**

(75) Inventor: **Robert Sabernig**, Munster (AT)

(73) Assignee: **EGLO Leuchten GmbH**, Innsbruck (AT)

(\*\*) Term: **14 Years**

(21) Appl. No.: **29/325,944**

(22) Filed: **Oct. 8, 2008**

(51) **LOC (9) Cl.** ..... **26-03**

(52) **U.S. Cl.** ..... **D26/83**

(58) **Field of Classification Search** ..... D26/84–91,  
D26/128–131; 362/147, 317, 351  
See application file for complete search history.

(56) **References Cited**

**U.S. PATENT DOCUMENTS**

|                |         |               |       |         |
|----------------|---------|---------------|-------|---------|
| D78,603 S *    | 5/1929  | Baker         | ..... | D26/130 |
| D78,665 S *    | 5/1929  | Strom         | ..... | D26/130 |
| D83,683 S *    | 3/1931  | Kopp          | ..... | D26/130 |
| D143,336 S *   | 12/1945 | Morrison      | ..... | D26/89  |
| D265,513 S *   | 7/1982  | Thurston      | ..... | D26/85  |
| D307,329 S *   | 4/1990  | Segill et al. | ..... | D26/91  |
| D339,652 S *   | 9/1993  | Segill et al. | ..... | D26/86  |
| RE34,449 E *   | 11/1993 | Segill et al. | ..... | D26/91  |
| 6,921,186 B1 * | 7/2005  | Viskovich     | ..... | 362/404 |
| D574,545 S *   | 8/2008  | Baldele       | ..... | D26/88  |

**OTHER PUBLICATIONS**

Quad Crystal Collection shown on p. 13 of the Crystorama, Inc. "Reflections of Elegance" catalog © 1988.\*

Triarch International; Luna Prism Round 13-Light 3-tier Chandelier; Product No. 395; printed from Modern Lighting Universe Catalog on Dec. 22, 2008.

Triarch International; Swizzle Round 8-Light Chandelier; Product No. 1426; printed from Modern Lighting Universe Catalog on Dec. 22, 2008.

\* cited by examiner

*Primary Examiner*—Clare E Heflin

(74) *Attorney, Agent, or Firm*—Baker & McKenzie LLP

(57) **CLAIM**

The ornamental design for a light fixture, as shown and described.

**DESCRIPTION**

FIG. 1 is a bottom perspective view of a light fixture in accordance with my design;

FIG. 2 is a front elevation view of the light fixture in accordance with my design, the opposite view being a mirror image thereof;

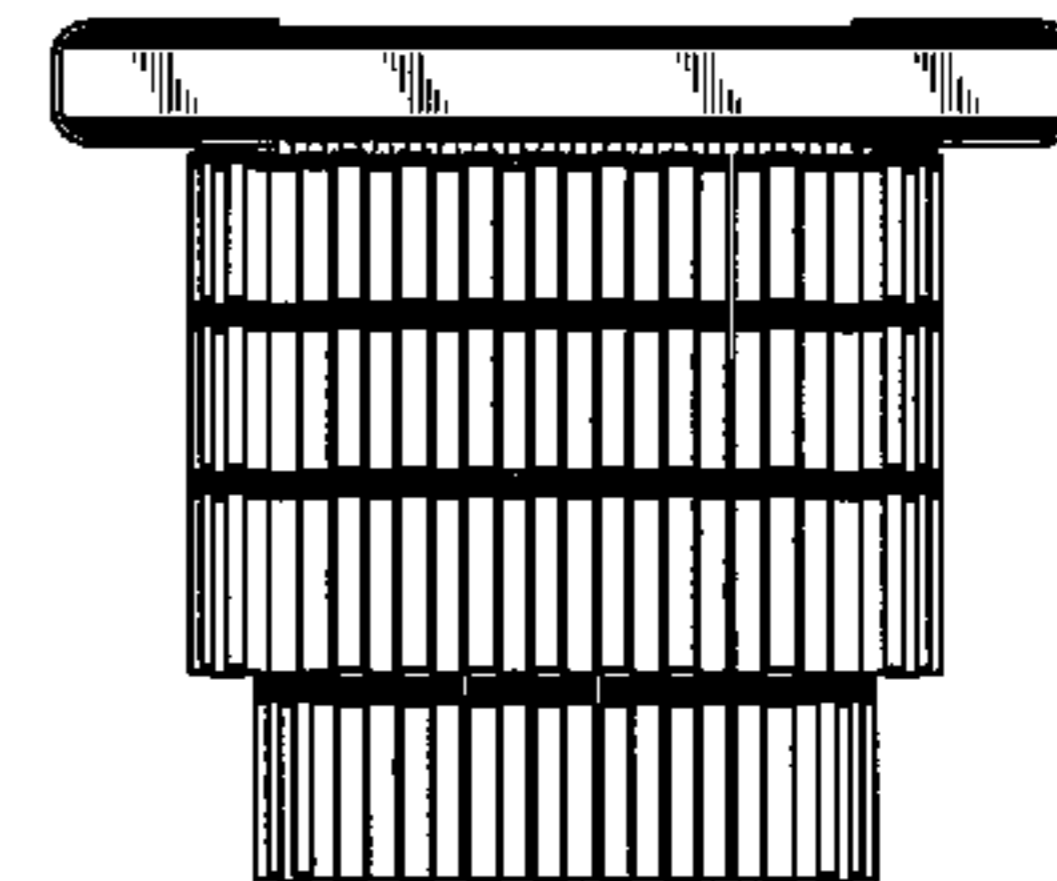
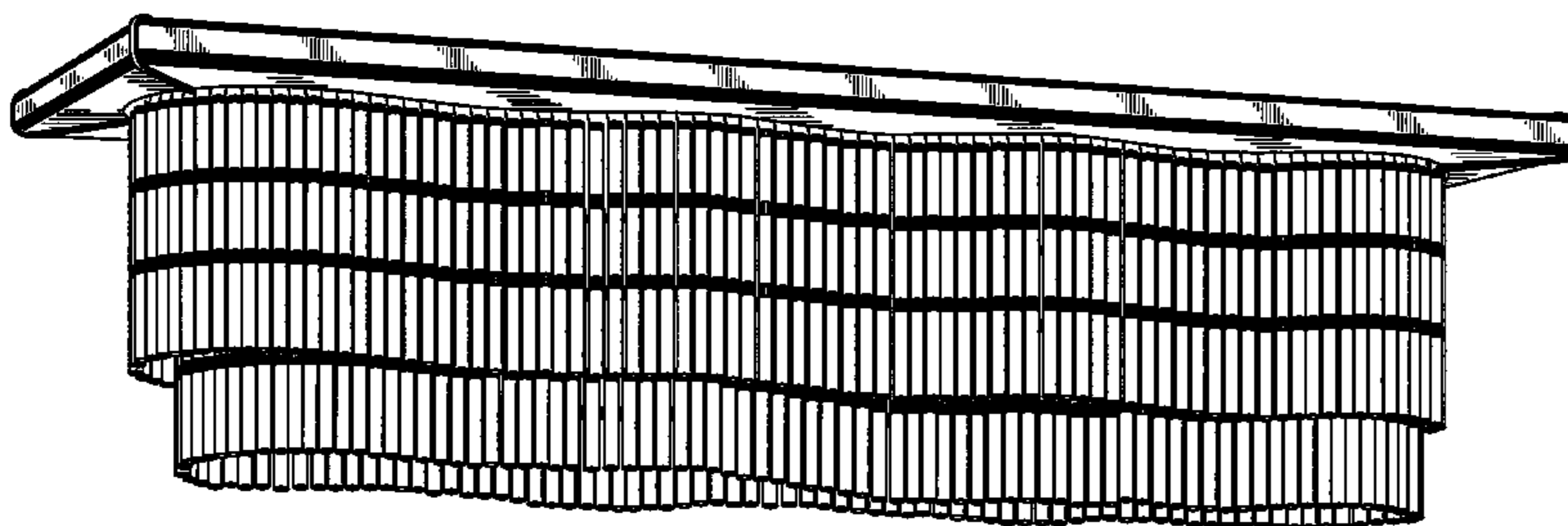
FIG. 3 is a side elevation view of the light fixture in accordance with my design, the opposite view being a mirror image thereof;

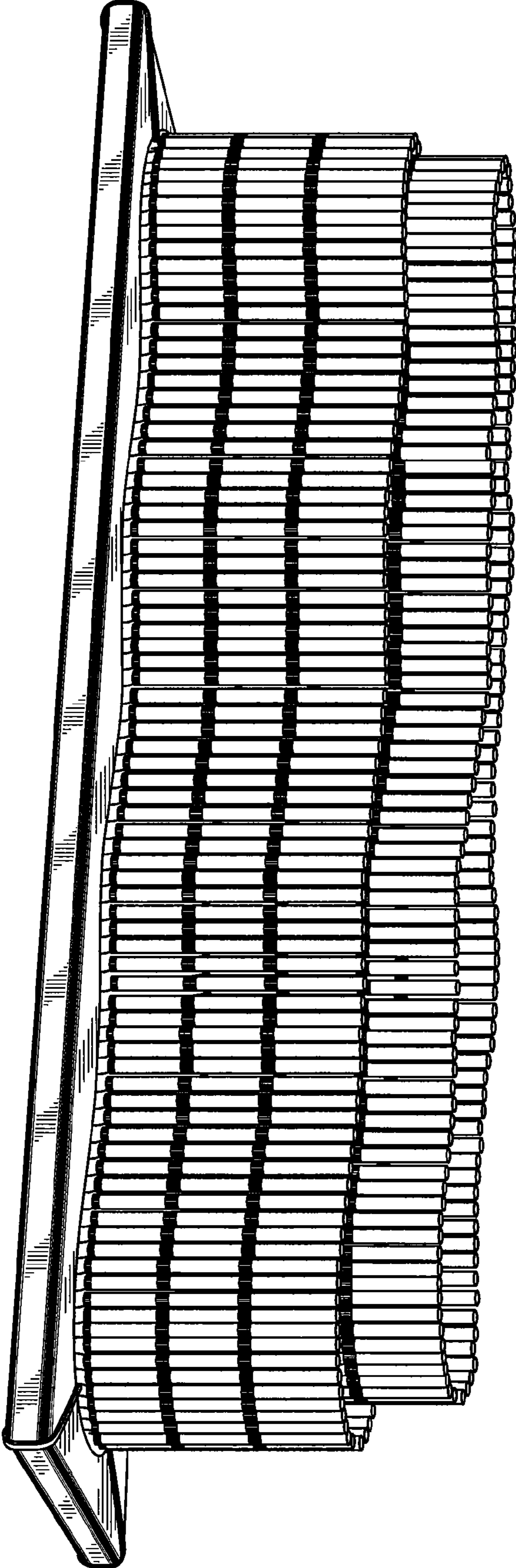
FIG. 4 is a top plan view of the light fixture in accordance with my design; and,

FIG. 5 is a bottom plan view of the light fixture in accordance with my design.

The broken lines showing environmental structure are for illustrative purposes only and form no part of the claimed design.

**1 Claim, 3 Drawing Sheets**





*Fig. 1*

Fig.2




Fig.3

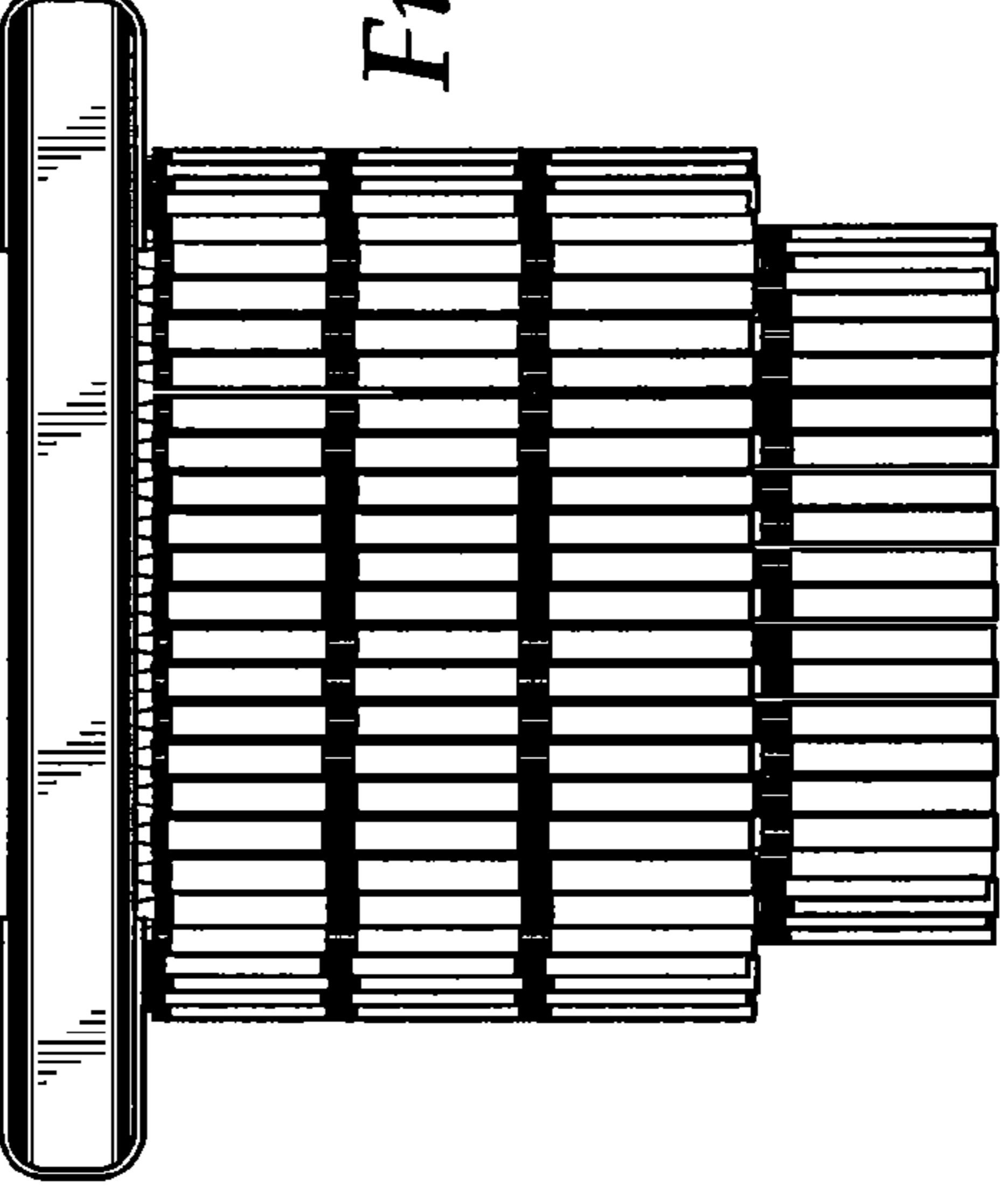


Fig.4




Fig.5

