

US00D592787S

(12) **United States Design Patent**
Chandler

(10) **Patent No.:** **US D592,787 S**

(45) **Date of Patent:** **** May 19, 2009**

(54) **HANGING LAMP SUPPORT**

D576,335 S * 9/2008 Chandler D26/81

(75) Inventor: **George Chandler**, Hubbardton, VT (US)

(73) Assignee: **Hubbardton Forge LLC**, Castleton, VT (US)

(**) Term: **14 Years**

(21) Appl. No.: **29/327,699**

(22) Filed: **Nov. 11, 2008**

(51) **LOC (9) Cl.** **26-03**

(52) **U.S. Cl.** **D26/81; D26/90**

(58) **Field of Classification Search** D26/75,
D26/76, 79, 81, 83, 84, 85, 88-91, 118, 138,
D26/141; 362/147, 404-408

See application file for complete search history.

(56) **References Cited**

U.S. PATENT DOCUMENTS

D40,215 S *	8/1909	Pitner	D26/81
D314,059 S *	1/1991	O'Neil	D26/73
D364,002 S *	11/1995	von Kluck	D26/88
D493,560 S *	7/2004	Parres	D26/84
D494,303 S *	8/2004	Chandler	D26/89
D574,547 S *	8/2008	Chandler	D26/88
D575,892 S *	8/2008	Chandler	D26/84

OTHER PUBLICATIONS

George Kovacs Adjustable Chandelier #P8027-467, posted at www.carolinarustica.com as of Sep. 1, 2007.*

* cited by examiner

Primary Examiner—Clare E Heflin

(74) *Attorney, Agent, or Firm*—Bourque and Associates

(57) **CLAIM**

The ornamental design for a hanging lamp support, as shown and described.

DESCRIPTION

FIG. 1 is a perspective view of the hanging lamp support according to the present invention;

FIG. 2 is a front elevation thereof, the rear elevation being a mirror image of that shown;

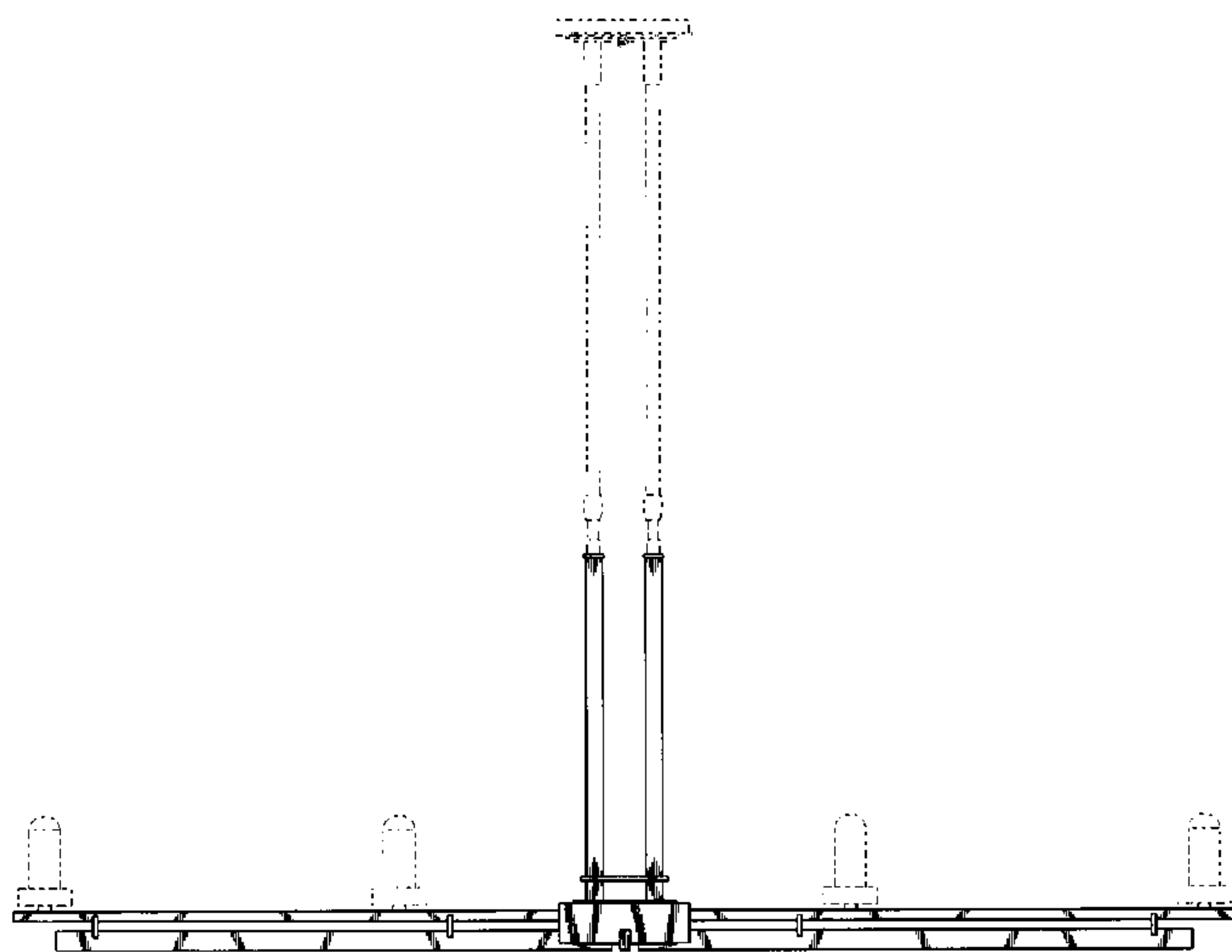
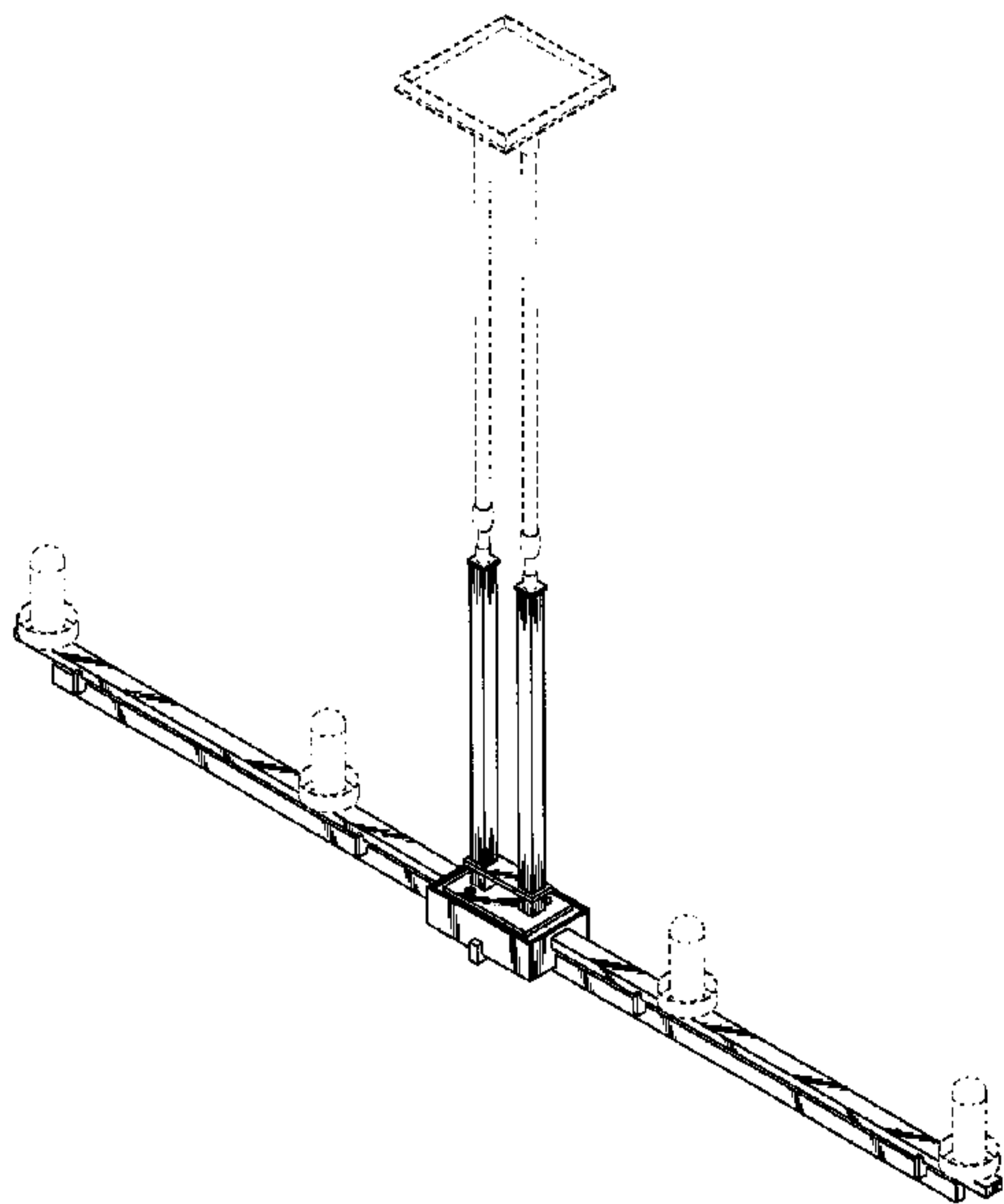
FIG. 3 is a right side elevation thereof, the left side elevation being a mirror image of that shown;

FIG. 4 is a top plan view thereof; and,

FIG. 5 is a bottom plan view thereof.

The broken lines shown are for illustrative purposes only and form no part of the claimed design.

1 Claim, 4 Drawing Sheets



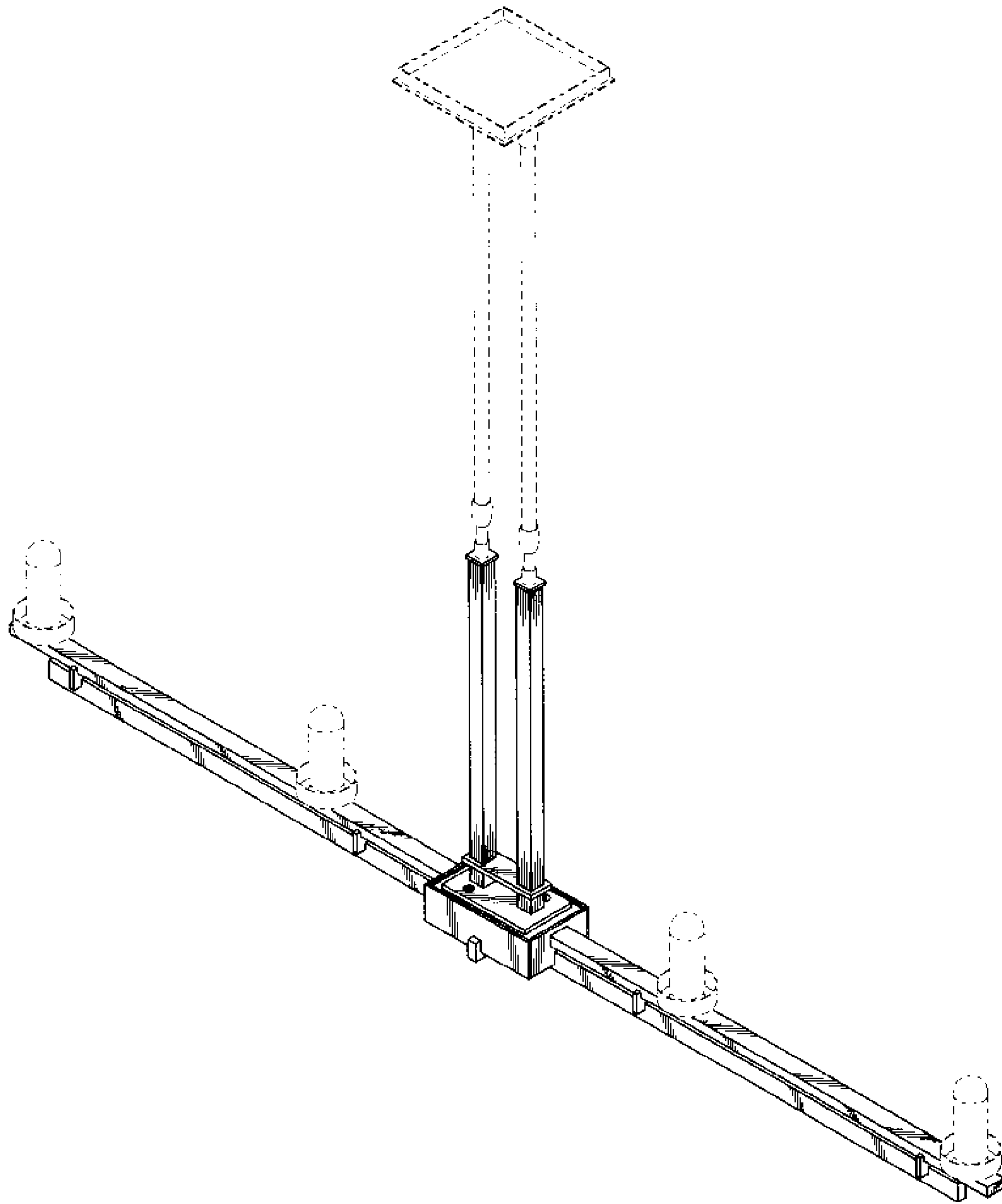


FIG. 1

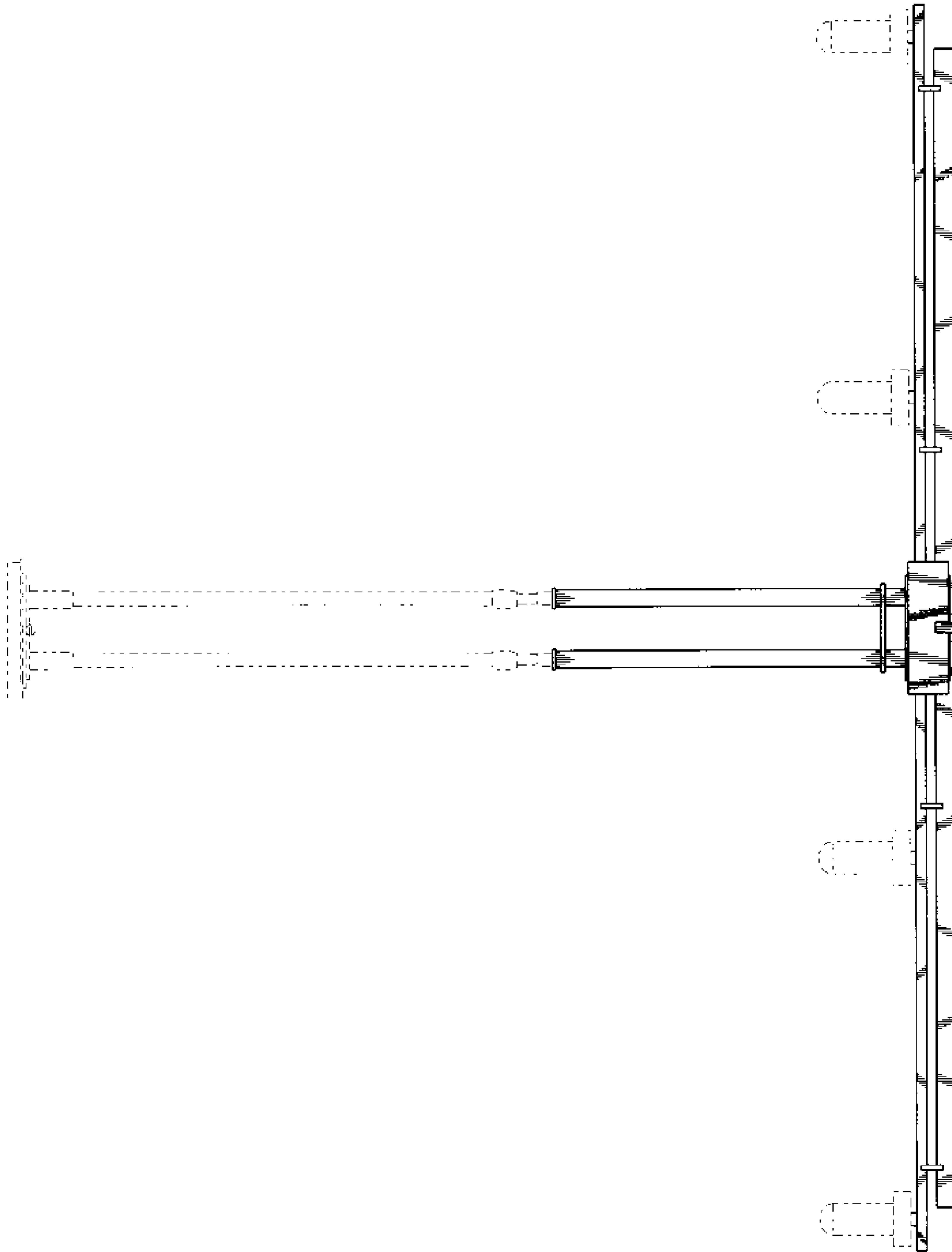


FIG. 2

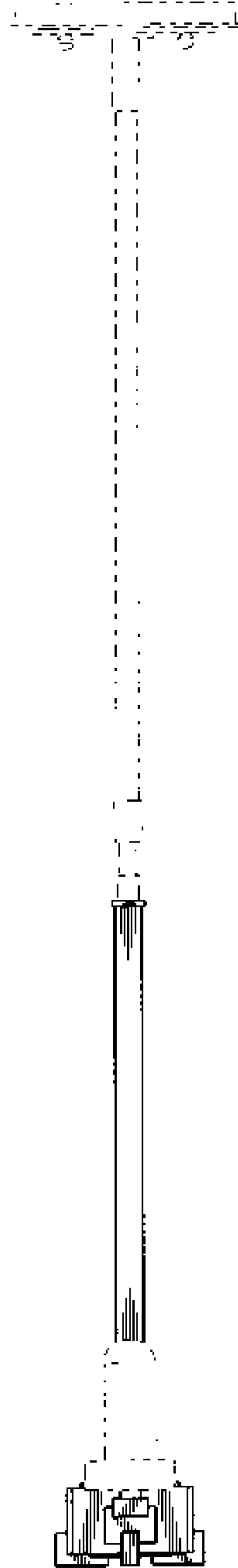


FIG. 3




FIG. 4

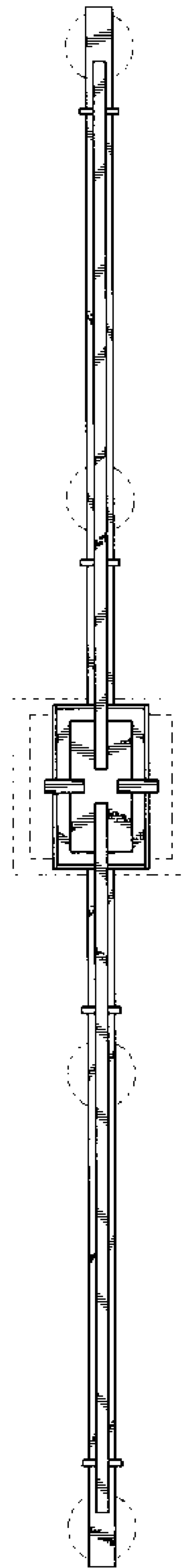


FIG. 5