



US00D592756S

(12) **United States Design Patent**  
**Chang et al.**

(10) **Patent No.:** **US D592,756 S**  
(45) **Date of Patent:** **\*\* May 19, 2009**

- (54) **ORTHOTIC DEVICE**
- (75) Inventors: **Julia Chang**, Los Angeles, CA (US);  
**Stacy Wyatt**, Camarillo, CA (US);  
**William K. Arnold**, Woodland Hills, CA (US)
- (73) Assignee: **Ossur hf**, Reykjavik (IE)
- (\*\*) Term: **14 Years**
- (21) Appl. No.: **29/309,588**
- (22) Filed: **Sep. 8, 2008**

6,827,696	B1 *	12/2004	Maguire .....	602/27
D500,855	S *	1/2005	Pick et al. ....	D24/192
7,125,392	B2	10/2006	Scott	
D543,281	S *	5/2007	Rabe .....	D24/192
D552,743	S *	10/2007	Verkade et al. ....	D24/192
D552,744	S *	10/2007	Verkade et al. ....	D24/192
7,384,584	B2 *	6/2008	Jerome et al. ....	264/222
D576,781	S *	9/2008	Chang et al. ....	D2/961
2006/0052734	A1	3/2006	Evans et al.	
2008/0294082	A1 *	11/2008	Chang et al. ....	602/28

**Related U.S. Application Data**

- (62) Division of application No. 29/290,505, filed on Dec. 11, 2007, now Pat. No. Des. 583,956.
- (51) **LOC (9) Cl.** ..... **24-01**
- (52) **U.S. Cl.** ..... **D24/192**
- (58) **Field of Classification Search** ..... D24/169,  
D24/188-192; 602/4-8, 13, 16, 20-23, 27-29,  
602/65; D29/120.1, 121.2, 122; D2/946;  
128/877-879, 881, 882, DIG. 20; 36/54,  
36/88, 110, 117.1, 118.6, 119.1  
See application file for complete search history.

**OTHER PUBLICATIONS**

“Phantom Dorsal Night Splint”, Medical Specialities, Inc., www.medspec.com/onlineProducts.cfm?ID=123.  
 “D2 Night Splint”, AliMed, Medical and Ergonomic Products for healthcare, Bunesiness, and Home. www.alimed.com/ProductDetail.asp?style=65341&fprd....  
 “Plantar Fasciitis Dorsal night Splint”, AliMed, Medical and Ergonomic Products for Healthcare, Business, and Home, www.alimed.com/ProductDetail.asp?style=64321&fprd....

\* cited by examiner

*Primary Examiner*—Philip S Hyder  
*Assistant Examiner*—Susan E Krakower  
 (74) *Attorney, Agent, or Firm*—Bacon & Thomas, PLLC

(56) **References Cited**

**U.S. PATENT DOCUMENTS**

D272,281	S *	1/1984	Alush .....	D24/192
4,559,934	A	12/1985	Philipp	
5,257,969	A	11/1993	Mance	
5,501,659	A *	3/1996	Morris et al. ....	602/27
5,776,090	A	7/1998	Bergmann et al.	
5,853,380	A *	12/1998	Miller .....	602/27
5,857,987	A *	1/1999	Habermeyer .....	602/23
5,897,520	A	4/1999	Gerig	
5,961,477	A *	10/1999	Turtzo .....	602/27
6,019,741	A	2/2000	Prieskorn	
6,024,712	A	2/2000	Iglesias et al.	
6,228,044	B1 *	5/2001	Jensen et al. ....	602/27
6,406,450	B1 *	6/2002	Kowalczyk et al. ....	602/27
6,582,382	B2	6/2003	Domanski et al.	
D481,798	S *	11/2003	Slautterback et al. ....	D24/192
6,652,474	B1	11/2003	Quinn et al.	
6,755,798	B2	6/2004	McCarthy et al.	
D499,185	S *	11/2004	Rabe .....	D24/192

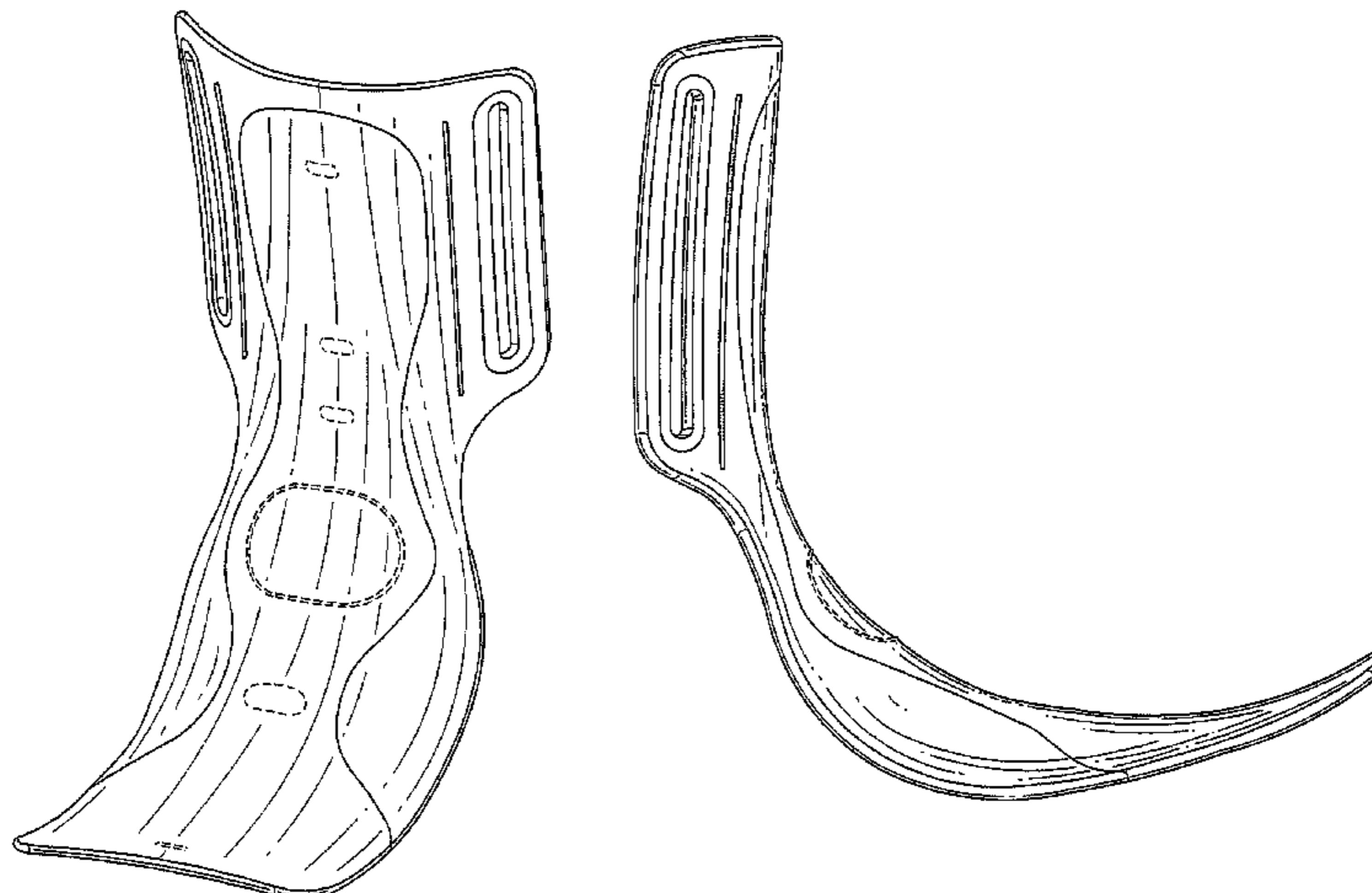
(57) **CLAIM**

The ornamental design for an orthotic device, as shown and described.

**DESCRIPTION**

FIG. 1 is a perspective view of an orthotic device showing our design.  
 FIG. 2 is a side elevational view of the device of FIG. 1.  
 FIG. 3 is a top plan view of the device of FIG. 1.  
 FIG. 4 is a bottom plan view of the device of FIG. 1.  
 FIG. 5 is a front elevational view of the device of FIG. 1; and,  
 FIG. 6 is a rear elevational view of the device of FIG. 1.  
 The broken lines illustrate environmental subject matter and form no part of the claimed design.

**1 Claim, 5 Drawing Sheets**



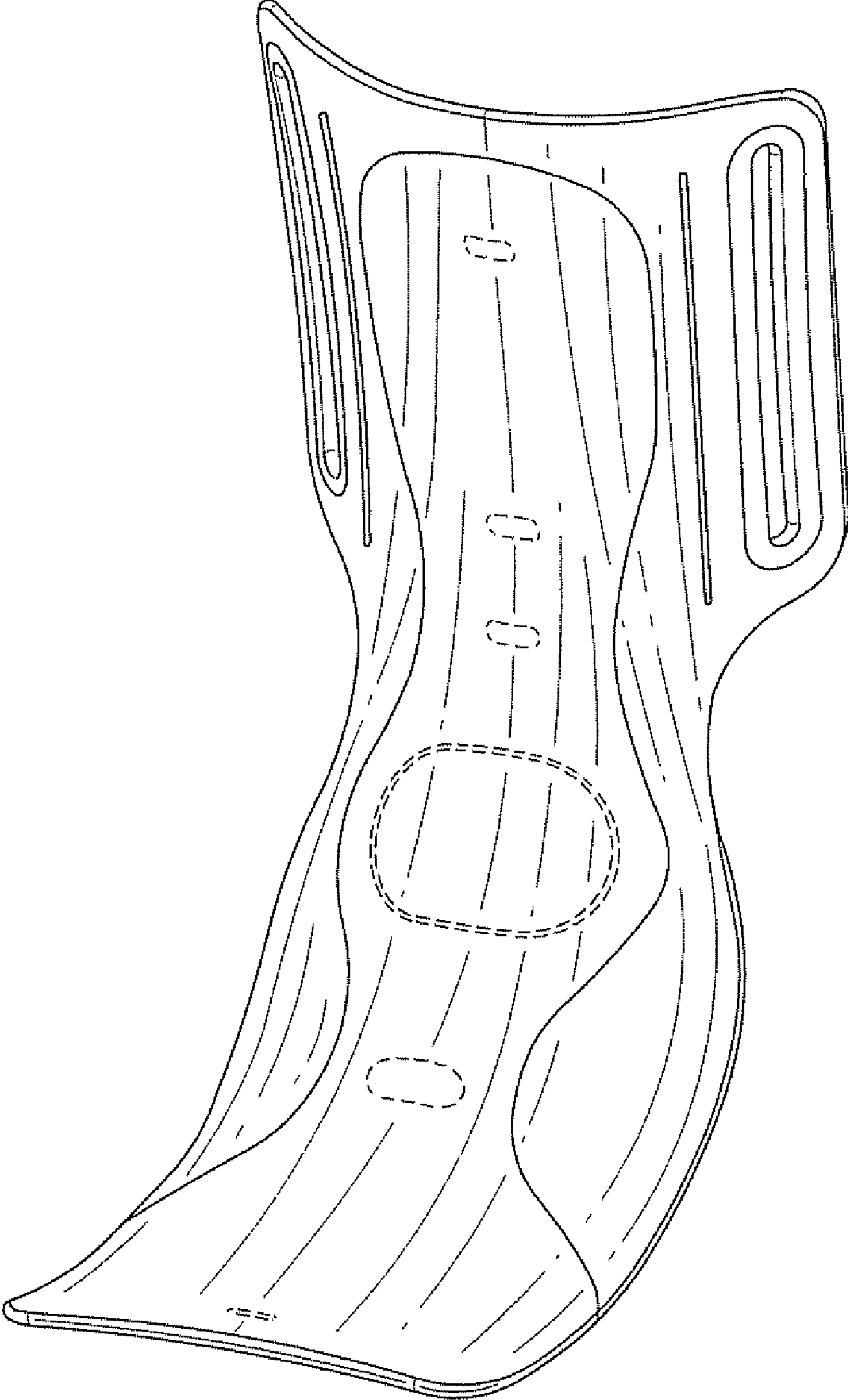


FIG. 1

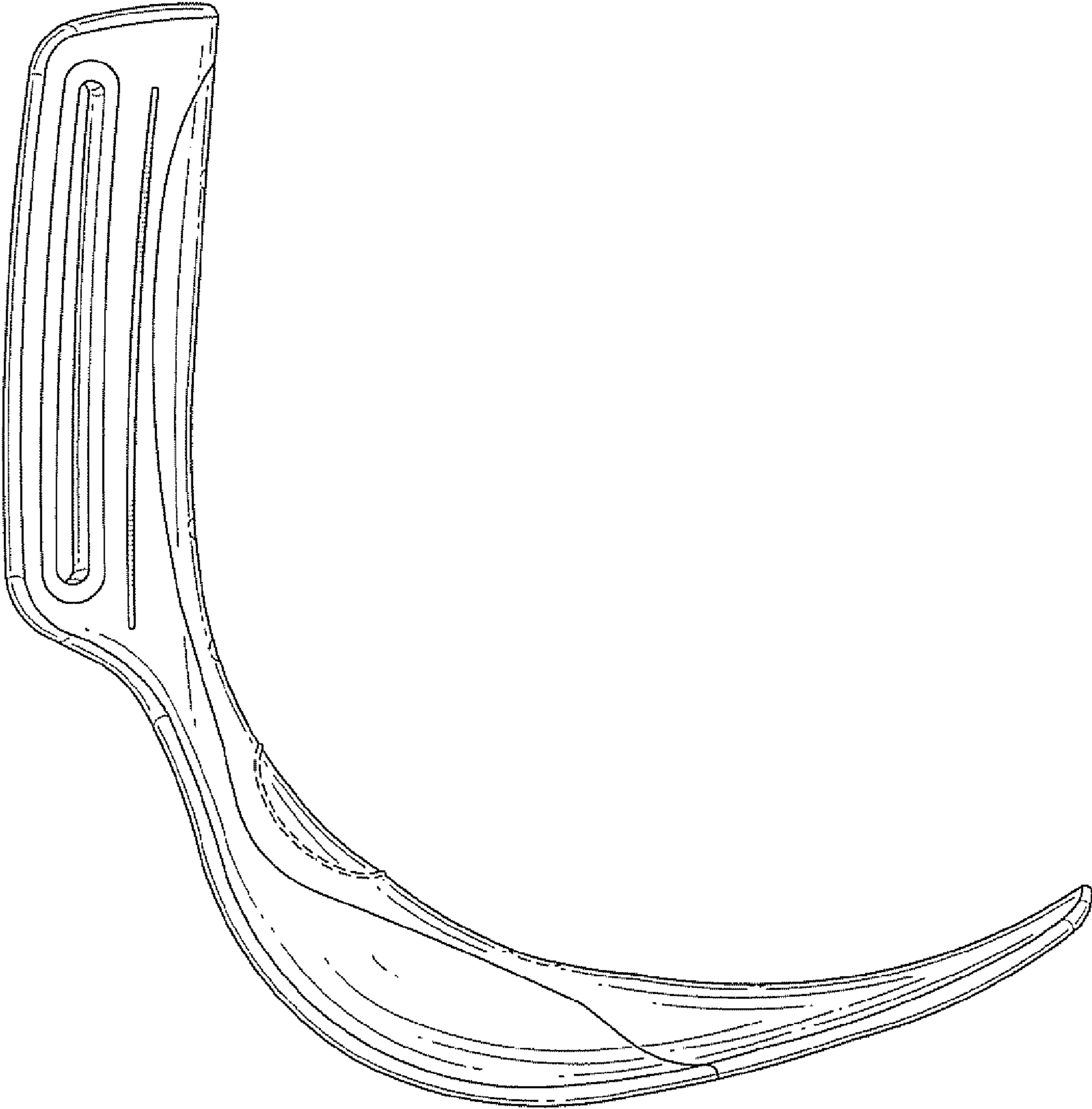


FIG. 2

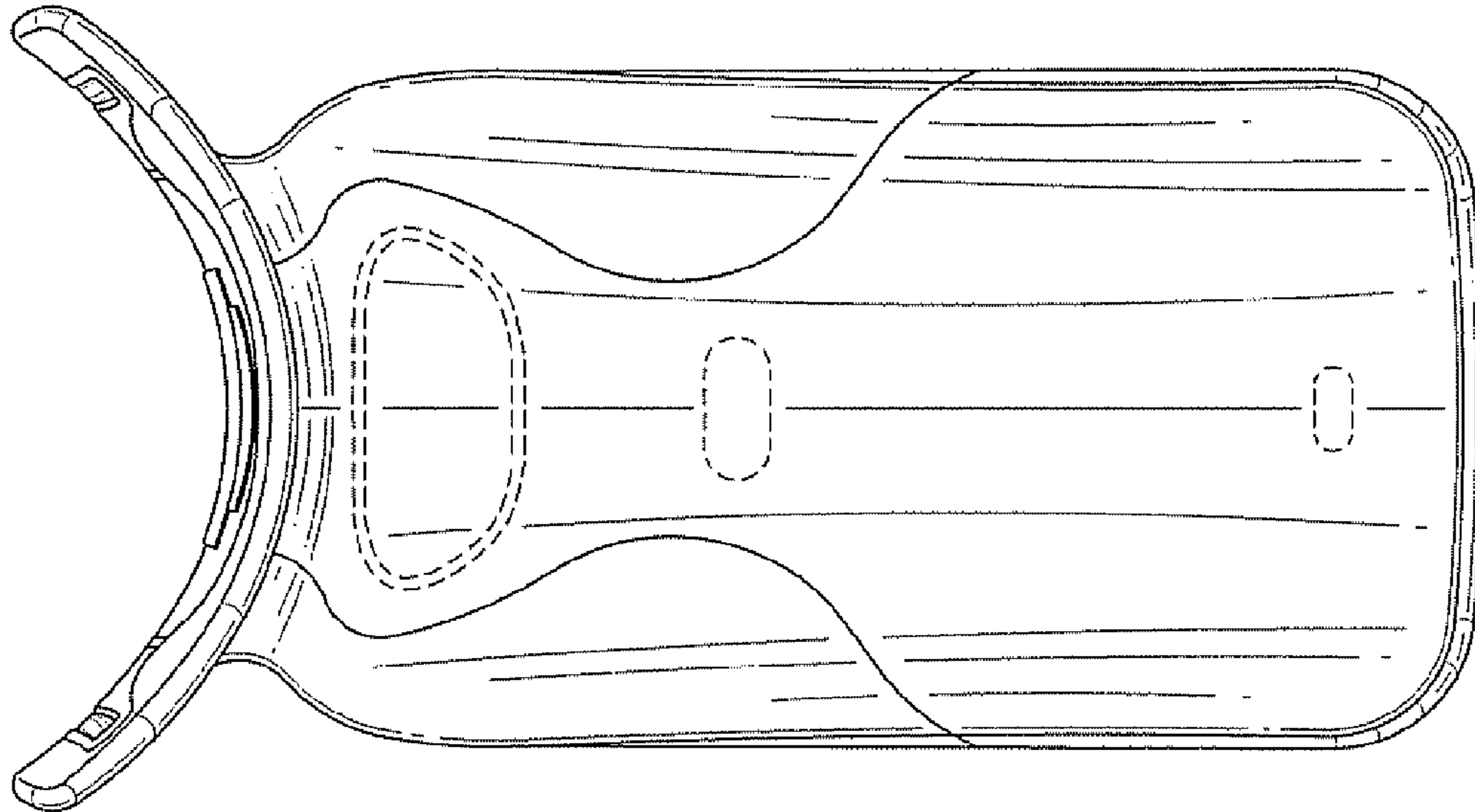


FIG. 3

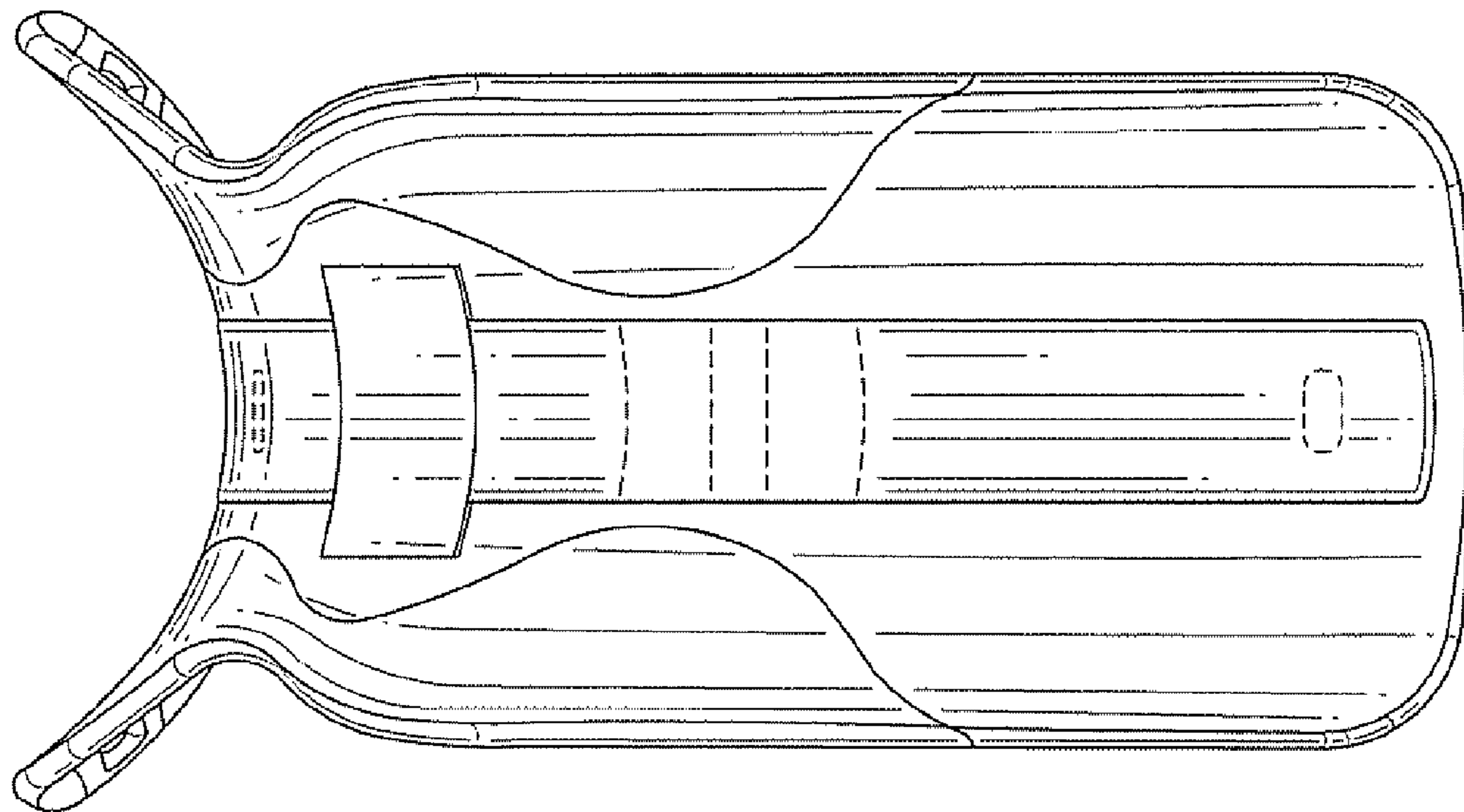


FIG. 4

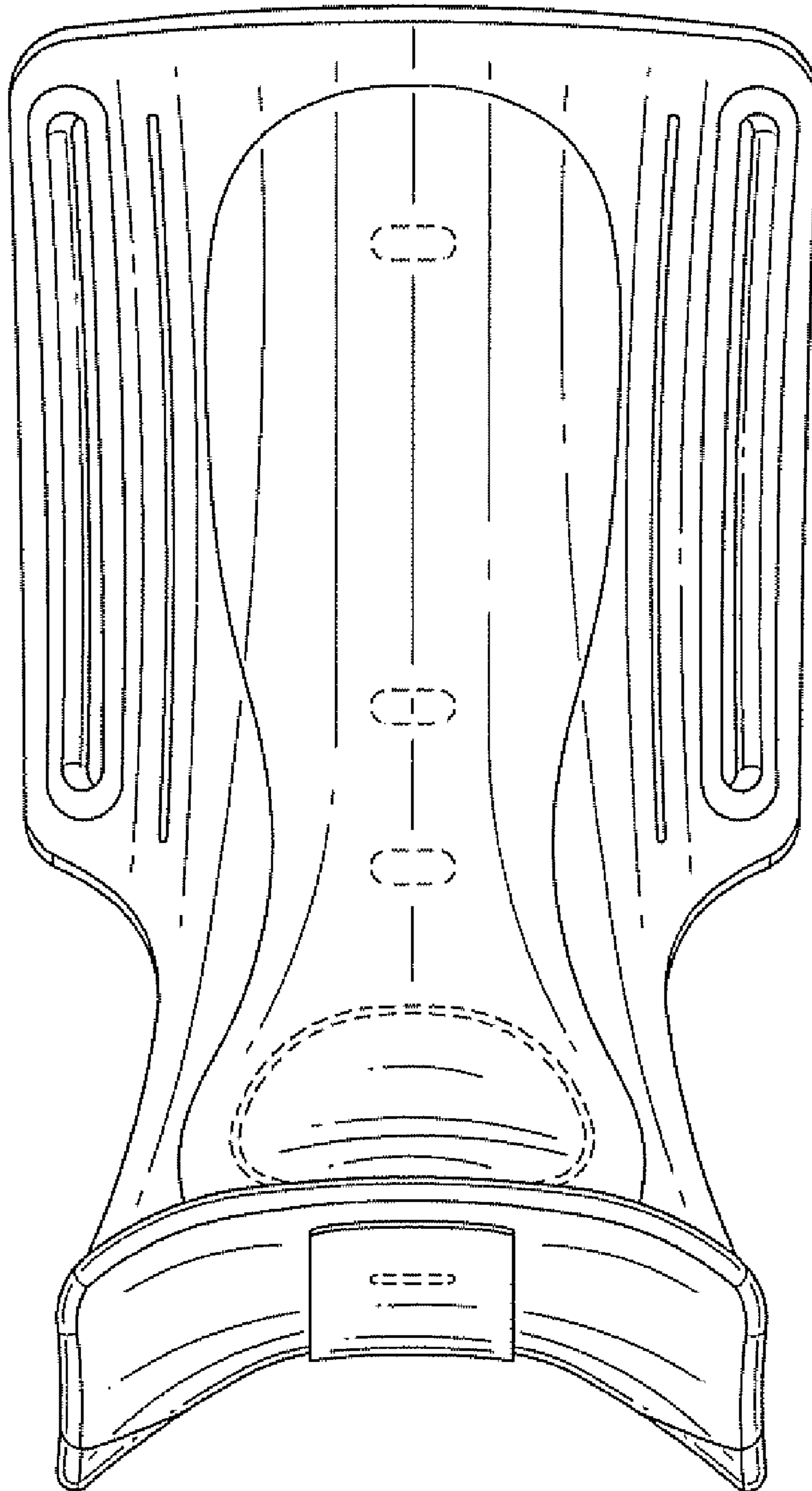


FIG. 5

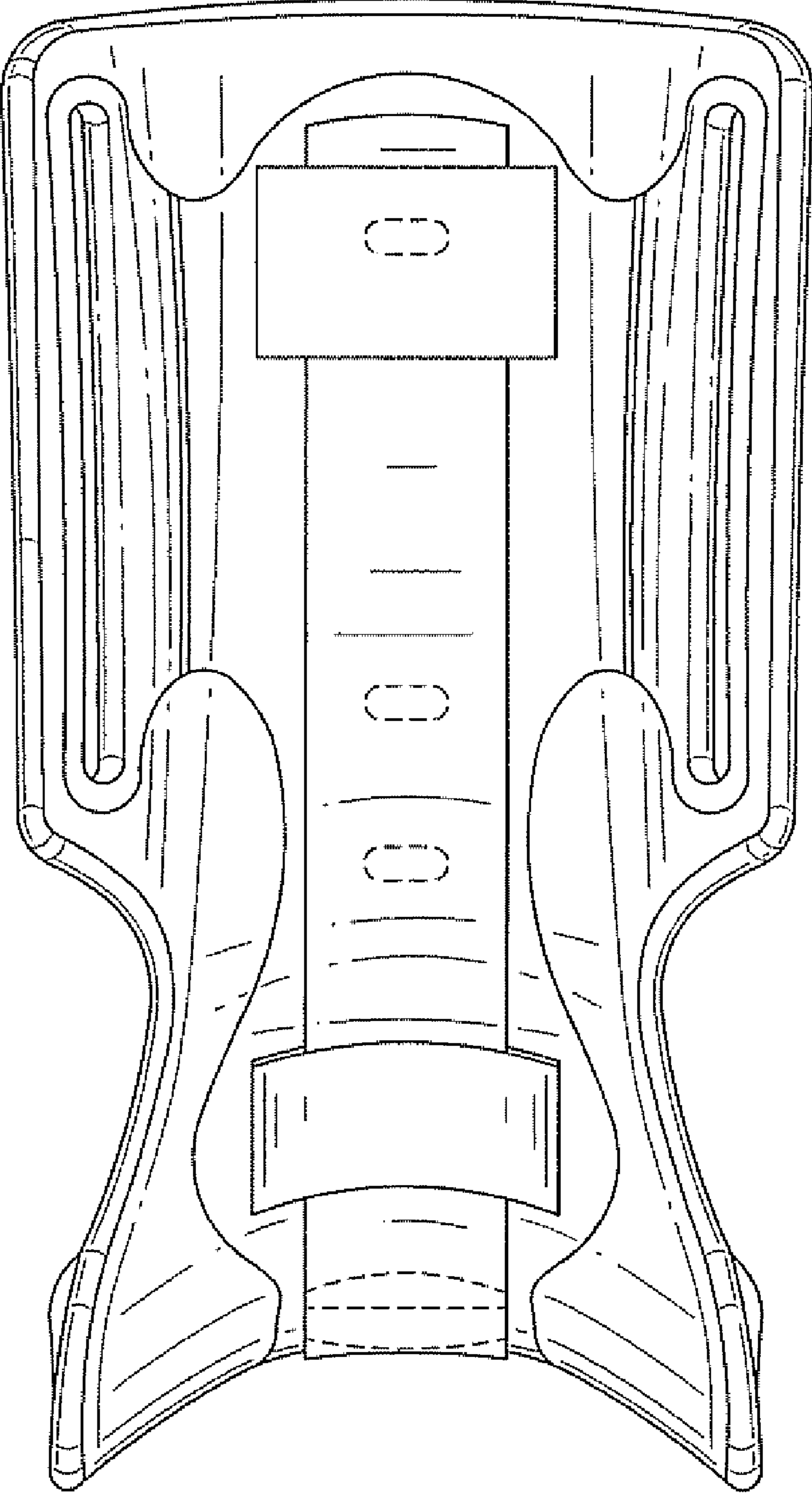


FIG. 6