



US00D592753S

(12) **United States Design Patent**  
**Jacinto**

(10) **Patent No.:** **US D592,753 S**  
(45) **Date of Patent:** **\*\* May 19, 2009**

(54) **PILLOW WITH OPENING FOR EAR**

(76) Inventor: **Louis Jacinto**, 16411 Lacey Blvd.,  
Lemoore, CA (US) 93245

(\*\*) Term: **14 Years**

(21) Appl. No.: **29/320,328**

(22) Filed: **Jun. 25, 2008**

(51) **LOC (9) Cl.** ..... **24-02**

(52) **U.S. Cl.** ..... **D24/183; D6/601**

(58) **Field of Classification Search** ..... D24/178,  
D24/183-184, 188, 190, 200; D6/595-599,  
D6/601, 604; 5/630, 632, 636-639, 645,  
5/648, 652, 655; 607/109; 297/452.1; 602/20;  
128/845-846

See application file for complete search history.

(56) **References Cited**

**U.S. PATENT DOCUMENTS**

1,580,210	A	4/1926	McCulloch	
3,276,046	A	10/1966	Capelli	
3,315,282	A	4/1967	Lowery	
3,400,413	A *	9/1968	La Grossa	5/636
D261,681	S *	11/1981	Chandler	D24/183
4,375,112	A *	3/1983	Leonhart	5/639
4,468,824	A *	9/1984	O'Hanlan	5/630
D282,427	S *	2/1986	O'Sullivan	D6/601
4,752,064	A *	6/1988	Voss	5/638
D298,198	S *	10/1988	O'Sullivan	D6/601
4,788,728	A	12/1988	Lake	
D309,070	S *	7/1990	Burns, Sr.	D6/604
5,088,141	A *	2/1992	Meyer et al.	5/637
D336,809	S *	6/1993	Emery	D6/601
D339,949	S *	10/1993	Wei et al.	5/648

5,279,237	A *	1/1994	Alvizatos	5/655
D375,557	S	11/1996	Dixon	
5,579,551	A	12/1996	Tommaney	
D381,233	S *	7/1997	Torbik	D6/601
D383,026	S *	9/1997	Torbik	D6/601
5,848,448	A	12/1998	Boyd	
6,006,380	A	12/1999	Sramek	
D445,505	S *	7/2001	Shapiro	D24/183
D456,516	S *	4/2002	Cheshaek et al.	D24/183
6,408,468	B1	6/2002	Comfort	
D484,727	S *	1/2004	Haywood	D6/601
6,789,281	B2 *	9/2004	Wilson	5/632
6,857,150	B2 *	2/2005	Matthews Brown et al.	5/652
D504,269	S *	4/2005	Faircloth	D6/601
6,931,682	B2 *	8/2005	Kruger, Jr.	5/645
D553,412	S *	10/2007	Cupo	D6/601
D587,506	S *	3/2009	Chernev	D6/601
2005/0257321	A1 *	11/2005	Kruger, Jr.	5/636

\* cited by examiner

*Primary Examiner*—Robert A. Delehanty

*Assistant Examiner*—Mark Cavanna

(74) *Attorney, Agent, or Firm*—Kyle Fletcher

(57) **CLAIM**

The ornamental design for pillow with opening for ear, as shown and described.

**DESCRIPTION**

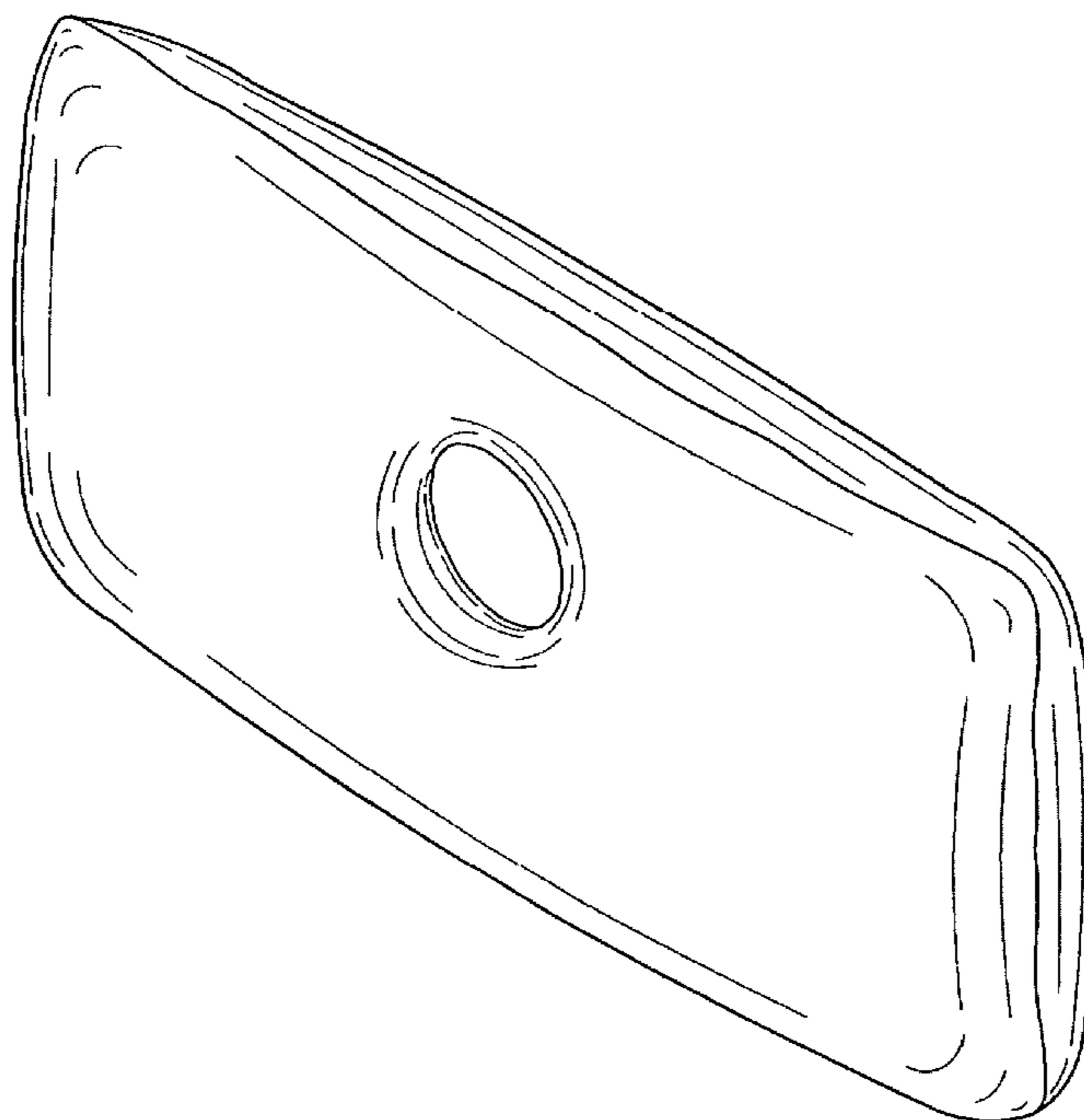
FIG. 1 is a top view of the device.

FIG. 2 is a front view of the device.

FIG. 3 is a side view of the device; and,

FIG. 4 is an isometric view of the device.

**1 Claim, 3 Drawing Sheets**



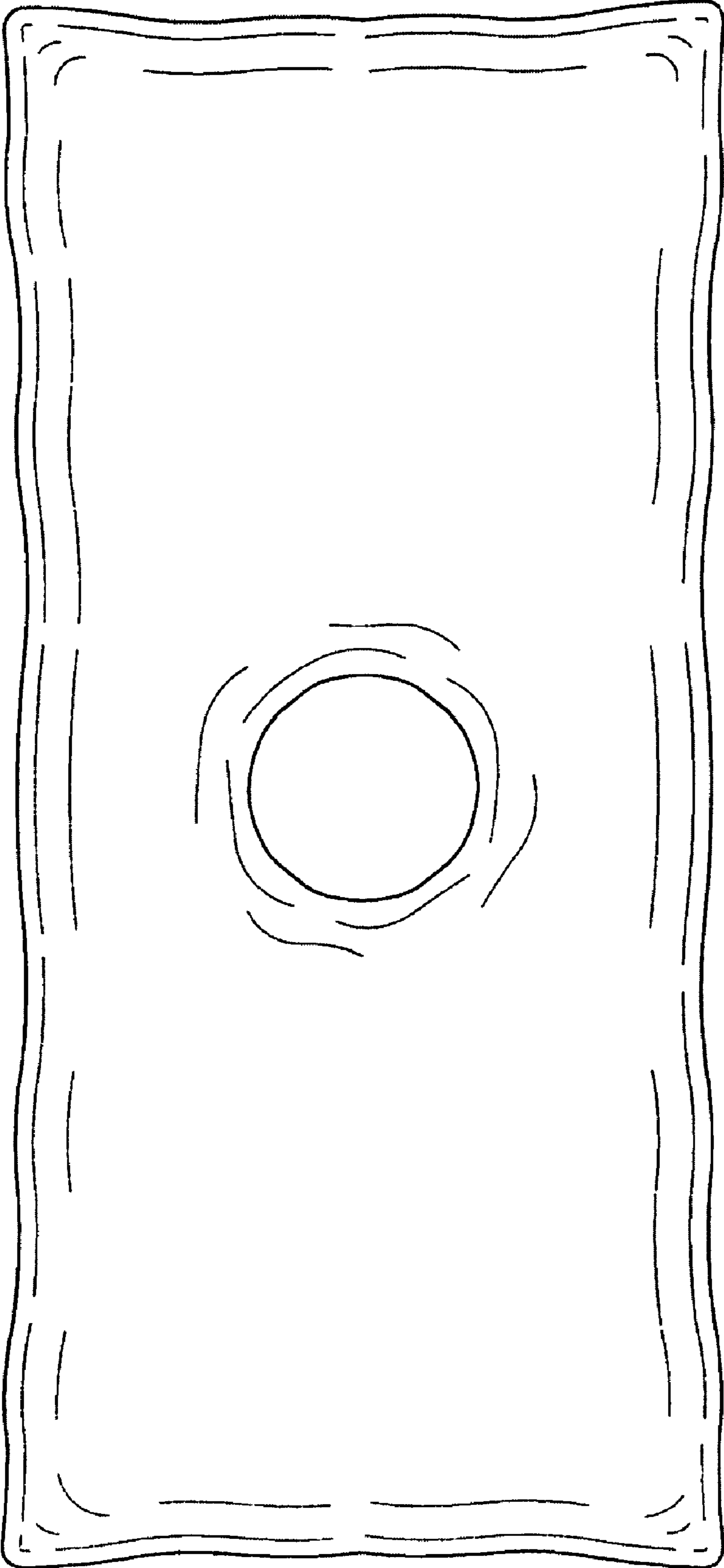


FIG. 1




FIG. 2

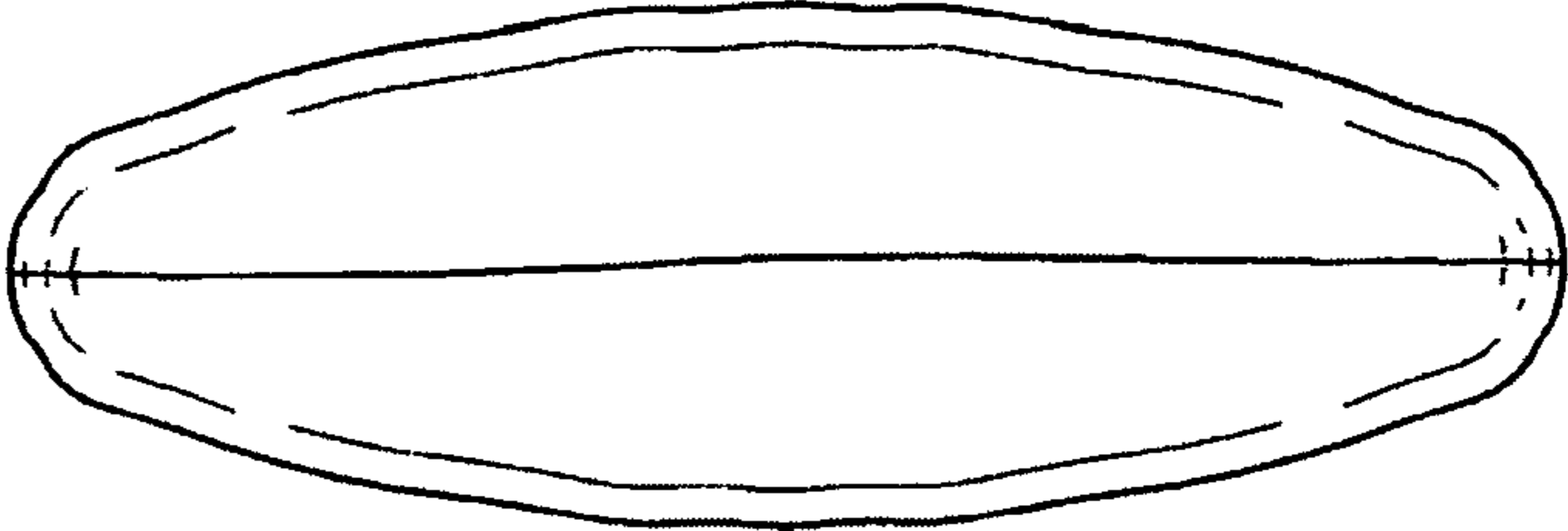


FIG. 3

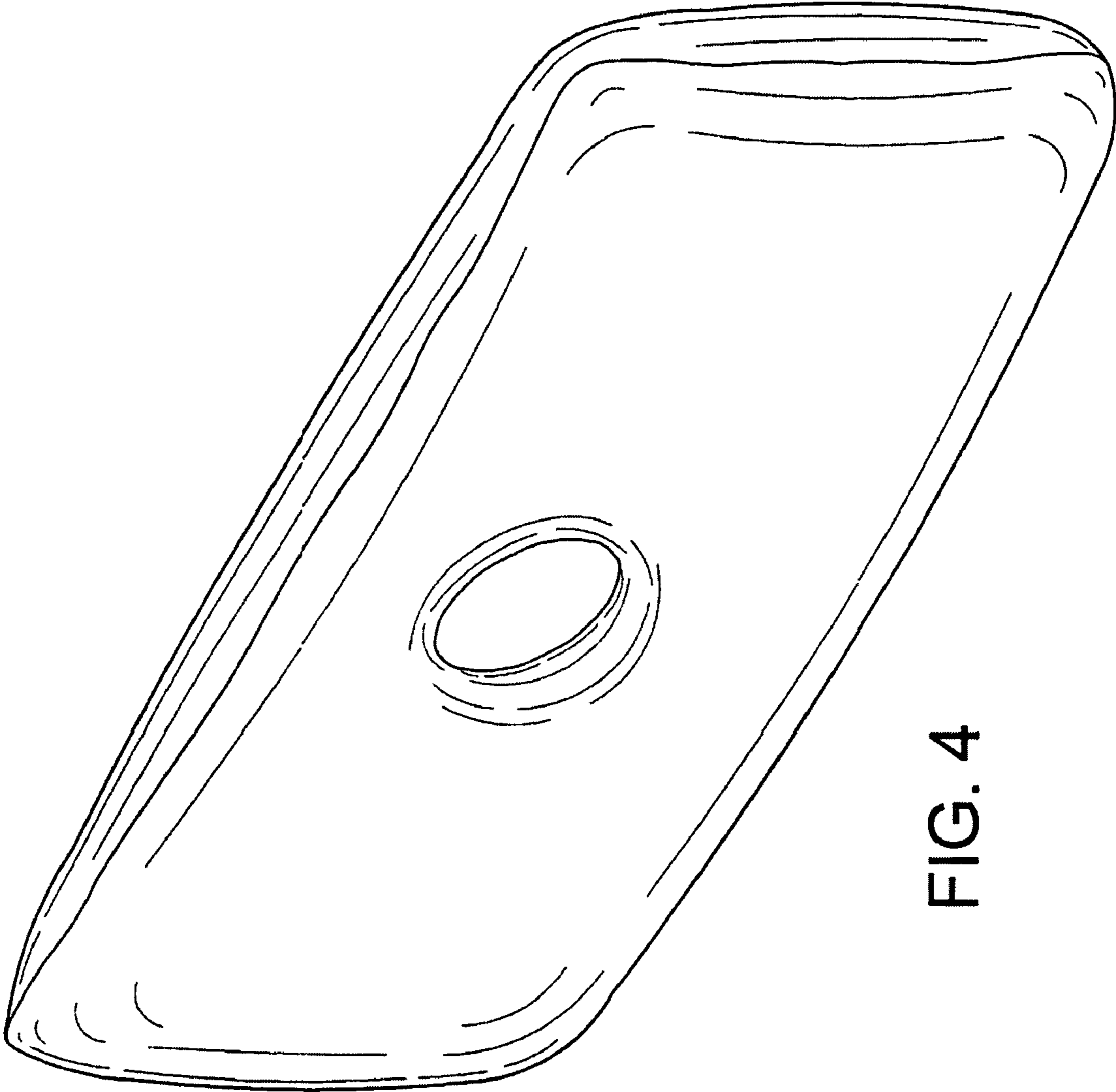


FIG. 4