

US00D592750S

(12) **United States Design Patent**
Diener et al.

(10) **Patent No.:** **US D592,750 S**
(45) **Date of Patent:** **** May 19, 2009**

(54) **EXOSKELETAL MEMBER OF AN
ULTRASOUND PLATFORM**

(75) Inventors: **Alexander M. Diener**, San Diego, CA
(US); **Bradley J. Sliger**, Seattle, WA
(US); **Ferdinand Johannes van
Engelen**, Seattle, WA (US); **Tim
Hulford**, Seattle, WA (US); **Robert
Hubler**, Woodinville, WA (US);
Kuoyong Huang, Kirkland, WA (US);
Dean Bidwell, Renton, WA (US)

(73) Assignee: **Sonosite, Inc.**, Bothell, WA (US)

(**) Term: **14 Years**

(21) Appl. No.: **29/284,461**

(22) Filed: **Sep. 7, 2007**

(51) **LOC (9) Cl.** **24-01**

(52) **U.S. Cl.** **D24/158**

(58) **Field of Classification Search** D24/158-161,
D24/183, 186; 600/409, 410, 425, 476, 437,
600/440, 443; 378/195, 197, 198; D13/163,
D13/184; D14/388, 450; D18/41; 128/915,
128/916

See application file for complete search history.

(56) **References Cited**

U.S. PATENT DOCUMENTS

D330,425 S * 10/1992 Davis et al. D24/160

D395,285 S * 6/1998 Allon D14/388
D413,320 S * 8/1999 Kelley et al. D14/450
D451,603 S * 12/2001 Bastyr et al. D24/186
D468,757 S * 1/2003 Stapleton et al. D16/130
D559,389 S * 1/2008 Takahashi et al. D24/158

* cited by examiner

Primary Examiner—T. Chase Nelson
Assistant Examiner—Anhdao Doan
(74) *Attorney, Agent, or Firm*—Fulbright & Jaworski L.L.P.

(57) **CLAIM**

The ornamental design for an exoskeletal member of an ultra-
sound platform, as shown and described.

DESCRIPTION

This application is related to U.S. patent application Ser. No.
29/284,463 entitled "Ultrasound Platform," the disclosure of
which is hereby incorporated herein by reference.

FIG. 1 is an isometric view of an exoskeletal member of an
ultrasound platform;

FIG. 2 is a front elevation view of FIG. 1;

FIG. 3 is a back elevation view of FIG. 1;

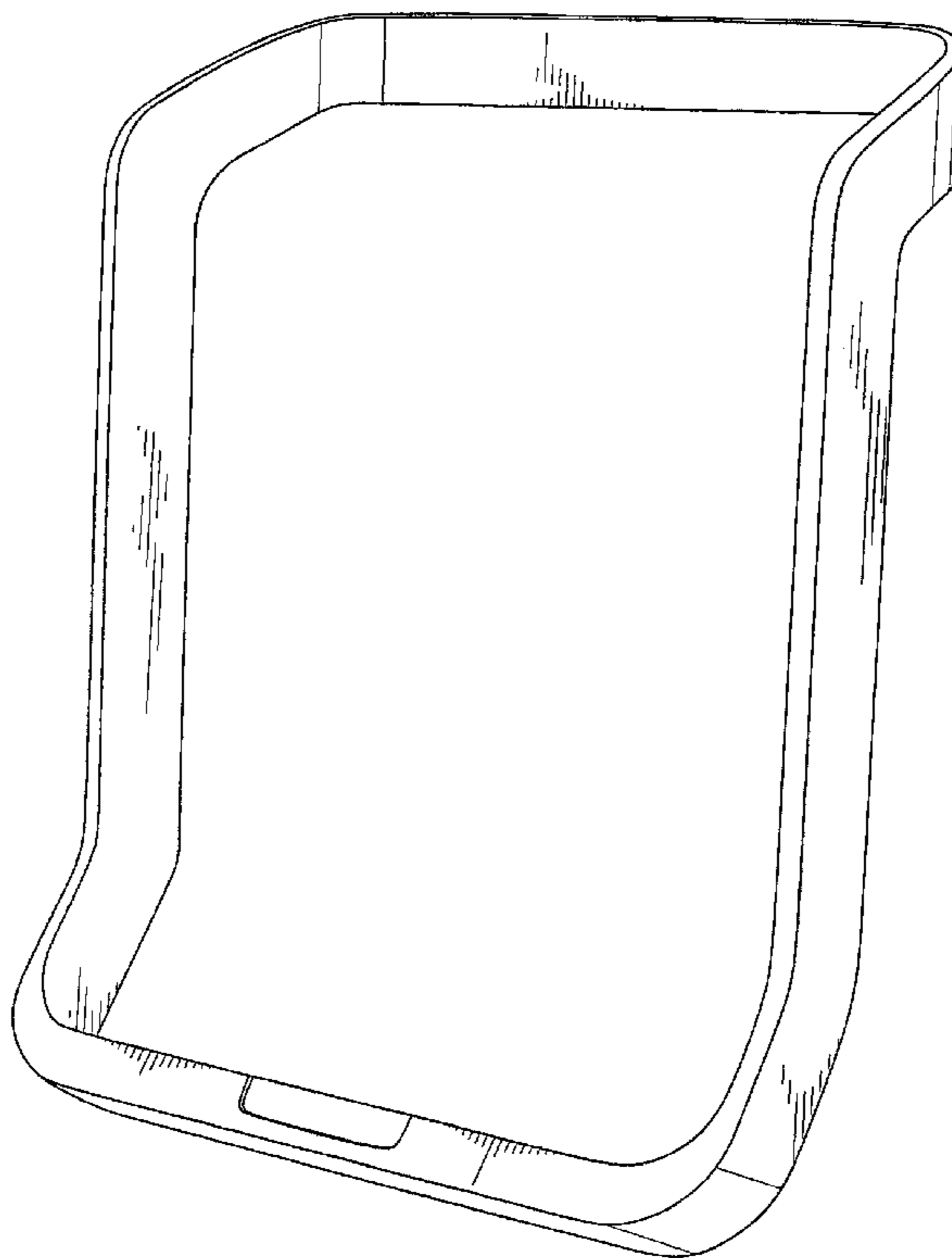
FIG. 4 is a left elevation view of FIG. 1;

FIG. 5 is a right elevation view of FIG. 1;

FIG. 6 is a top plan view of FIG. 1; and,

FIG. 7 is a bottom plan view of FIG. 1.

1 Claim, 5 Drawing Sheets



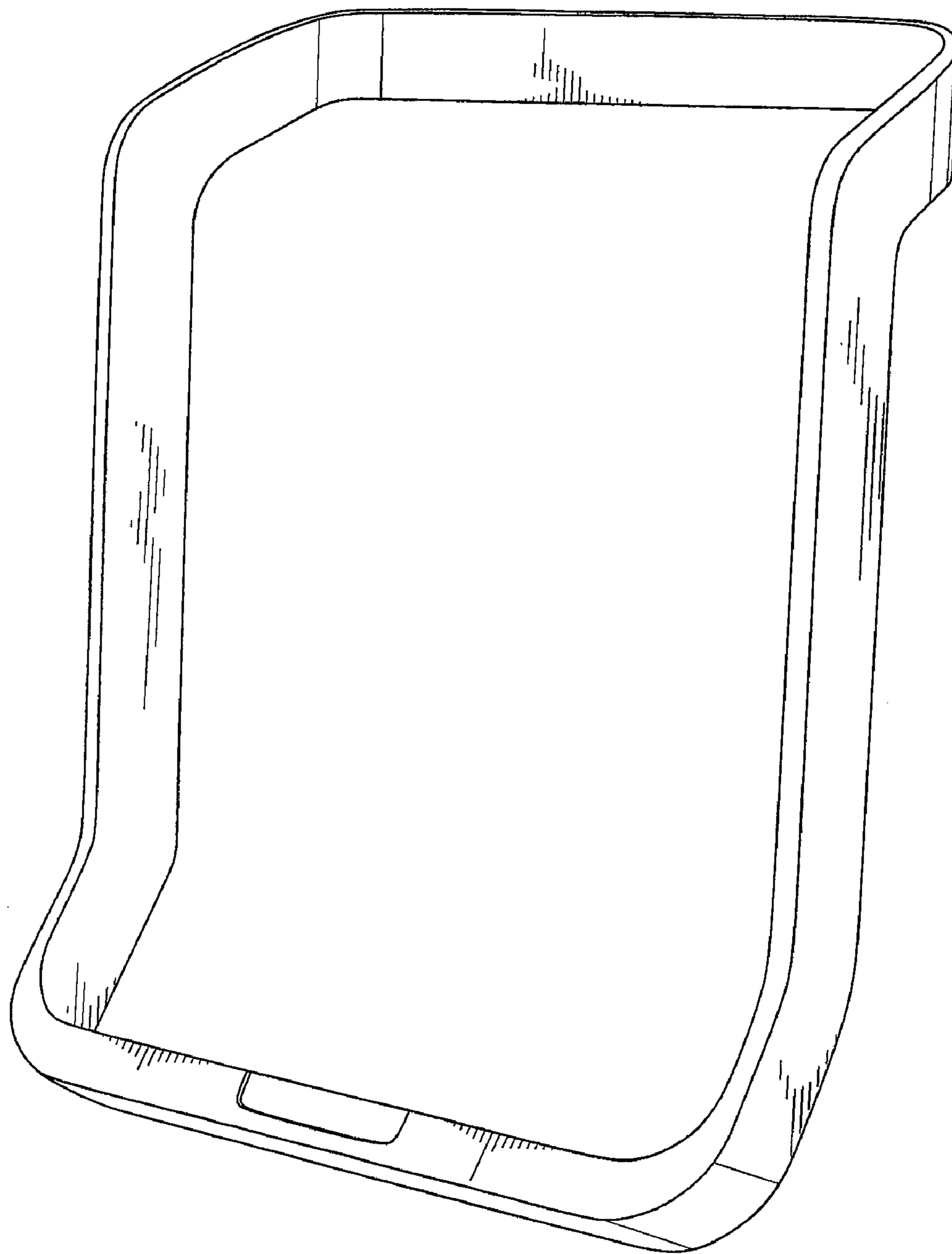


FIG. 1




FIG. 2




FIG. 3

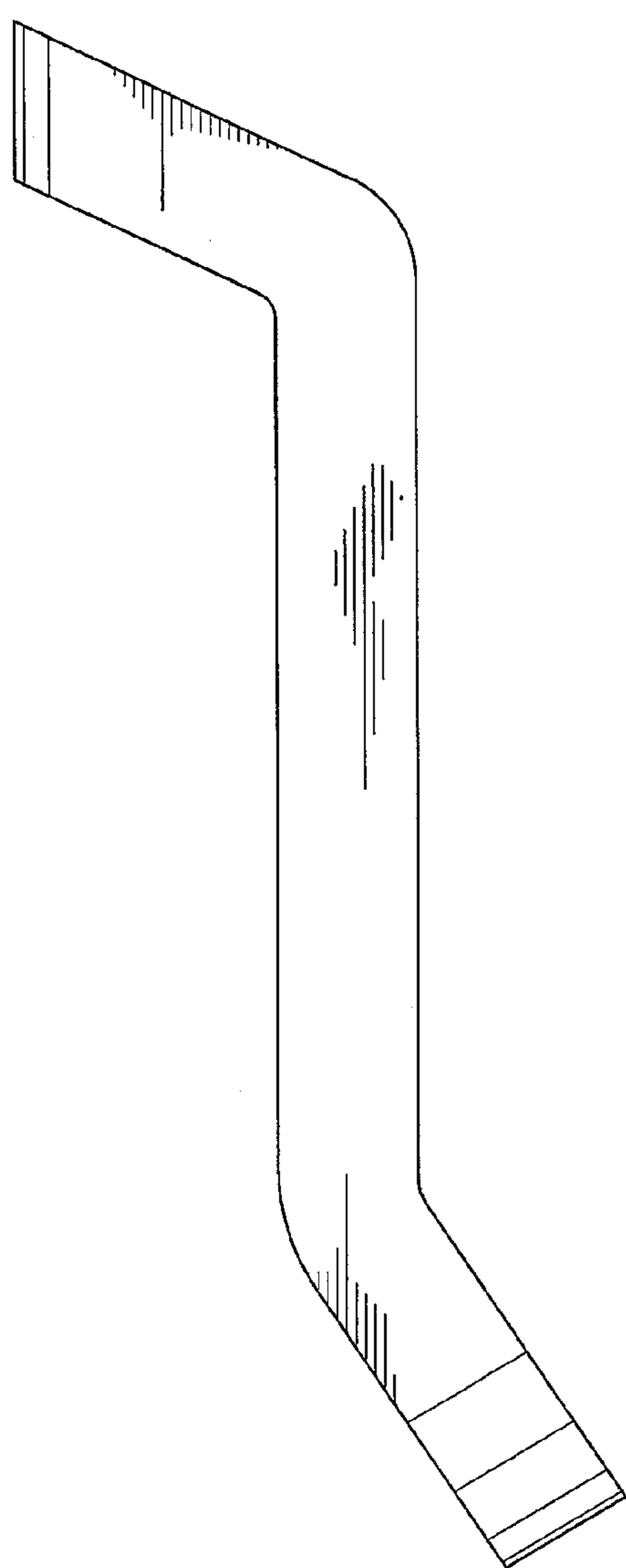


FIG. 4

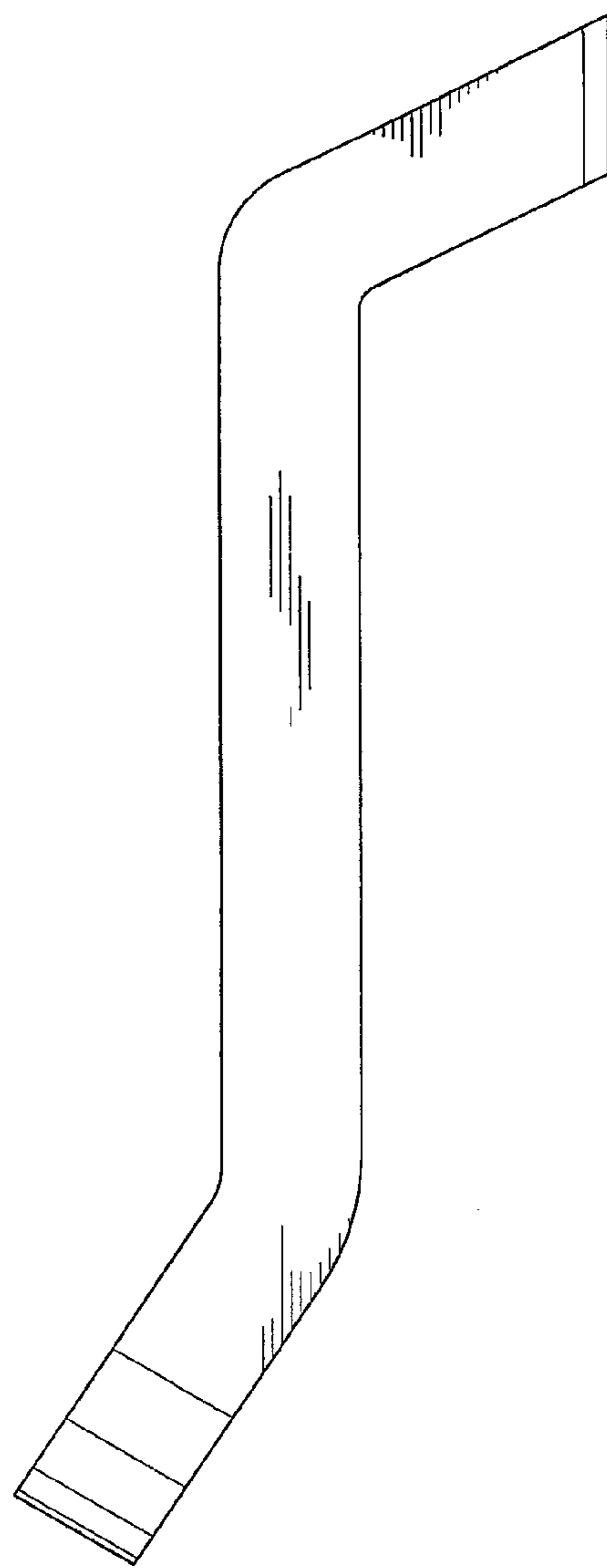


FIG. 5

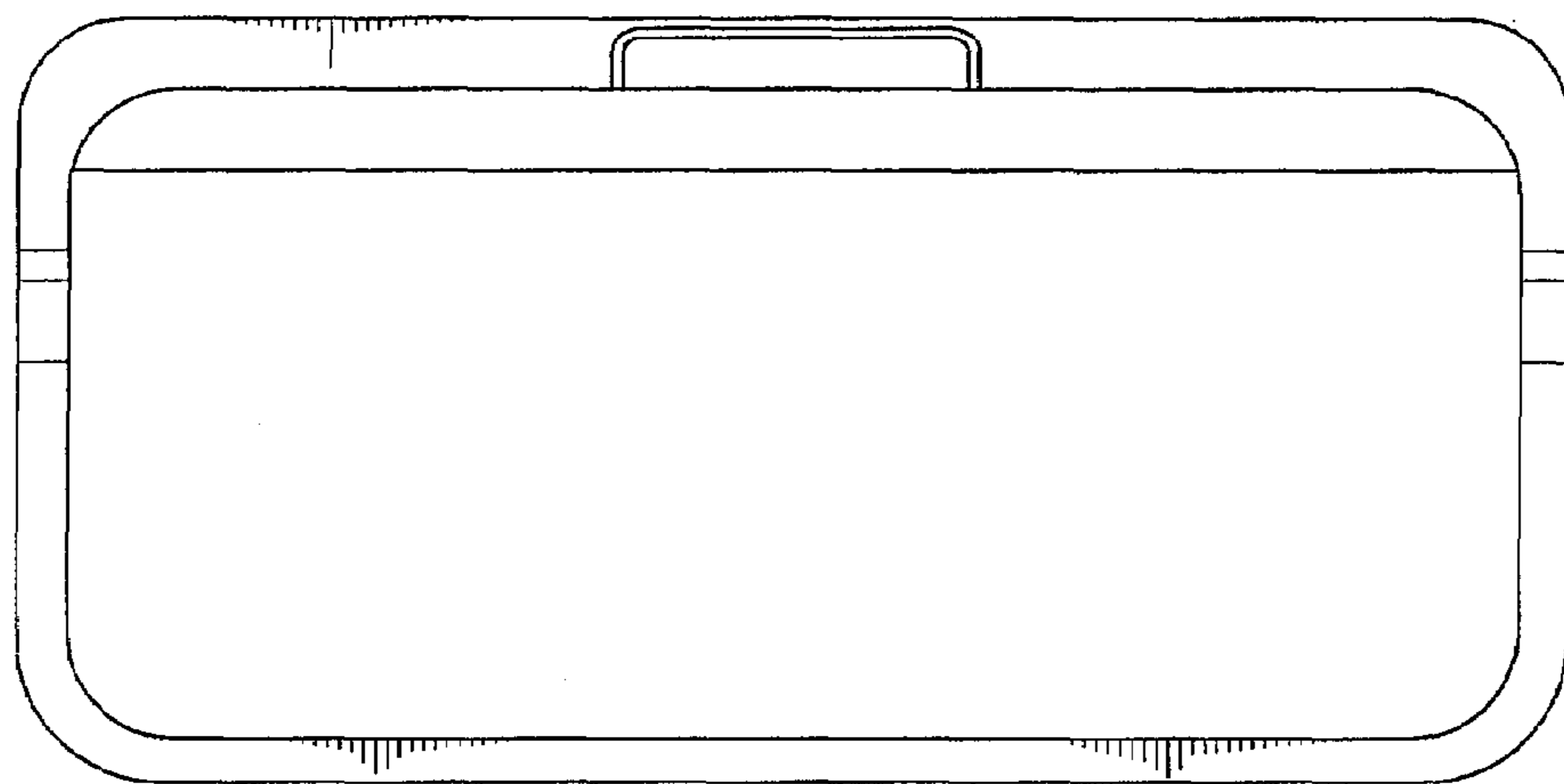


FIG. 6

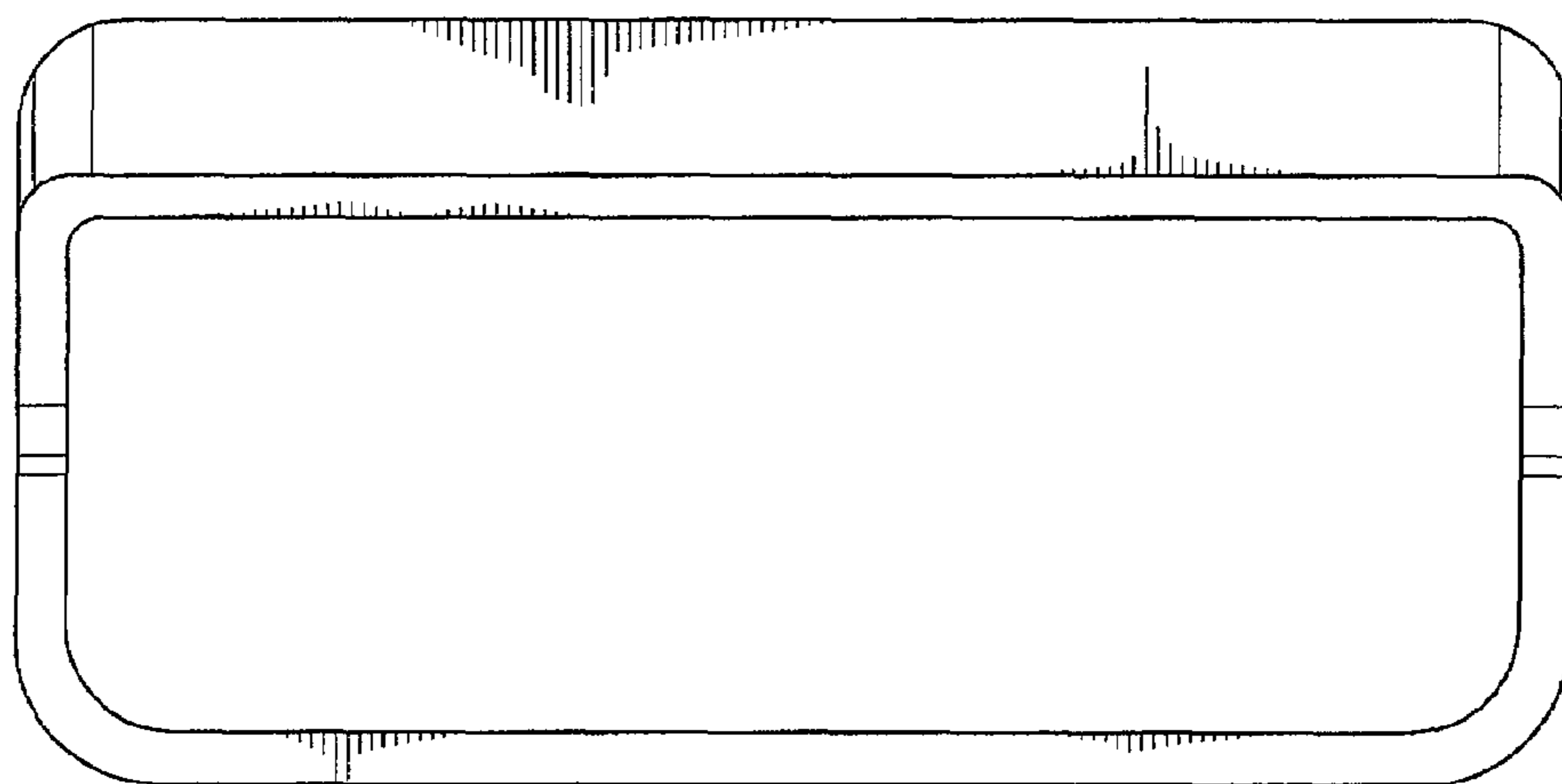


FIG. 7