



US00D592743S

(12) **United States Design Patent**
Moennig

(10) **Patent No.:** **US D592,743 S**

(45) **Date of Patent:** **** May 19, 2009**

(54) **LAYERED WOMEN'S SANITARY PAD**

(75) **Inventor:** **January L. Moennig**, 900 N. Belcher Rd., Clearwater, FL (US) 33765

(73) **Assignee:** **January L. Moennig**, St. Petersburg, FL (US)

(**) **Term:** **14 Years**

(21) **Appl. No.:** **29/303,806**

(22) **Filed:** **Feb. 18, 2008**

(51) **LOC (9) Cl.** **24-04**

(52) **U.S. Cl.** **D24/124**

(58) **Field of Classification Search** D24/124-126;
604/385.07, 358, 363, 364, 368-375, 385.01,
604/385.03, 385.14, 385.23, 387, 390
See application file for complete search history.

(56) **References Cited**

U.S. PATENT DOCUMENTS

D254,099 S * 2/1980 Richards D24/125
4,333,466 A * 6/1982 Matthews 604/387
D272,190 S * 1/1984 Sneider D24/125

D288,850 S * 3/1987 Ziegler et al. D24/125
D293,606 S * 1/1988 James D24/125
2006/0004336 A1 * 1/2006 Zhang et al. 604/368
2006/0142722 A1 * 6/2006 Koenig et al. 604/385.03

* cited by examiner

Primary Examiner—Holly H Baynham
Assistant Examiner—Michelle E Wilson

(57) **CLAIM**

The ornamental design for a layered women's sanitary pad, as shown and described.

DESCRIPTION

FIG. 1 is an exploded perspective view of a layered women's sanitary pad, showing my new design;

FIG. 2 is a front elevational view of the invention;

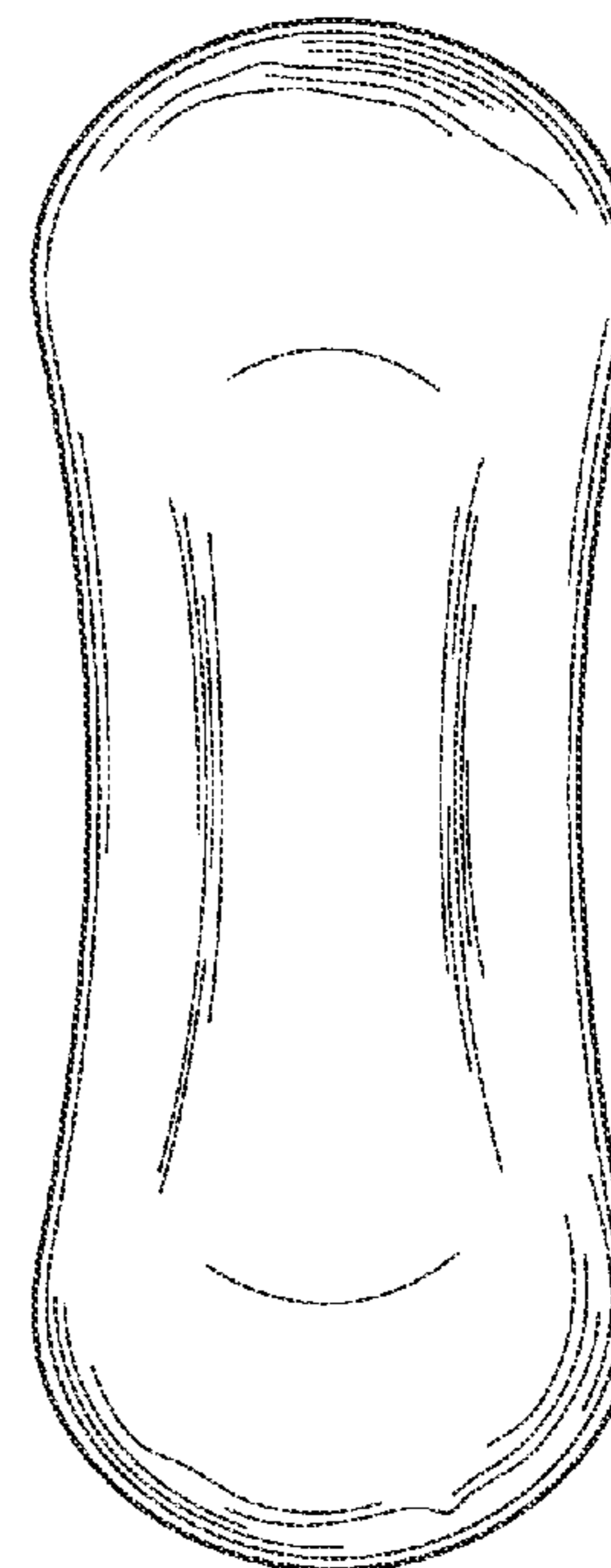

FIG. 3 is a rear elevational view of the invention;

FIG. 4 is a left-side elevational view of the invention, the right-side elevational view being a mirror image thereof;

FIG. 5 is a top plan view of the invention; and,

FIG. 6 is a bottom plan view of the invention.

1 Claim, 2 Drawing Sheets



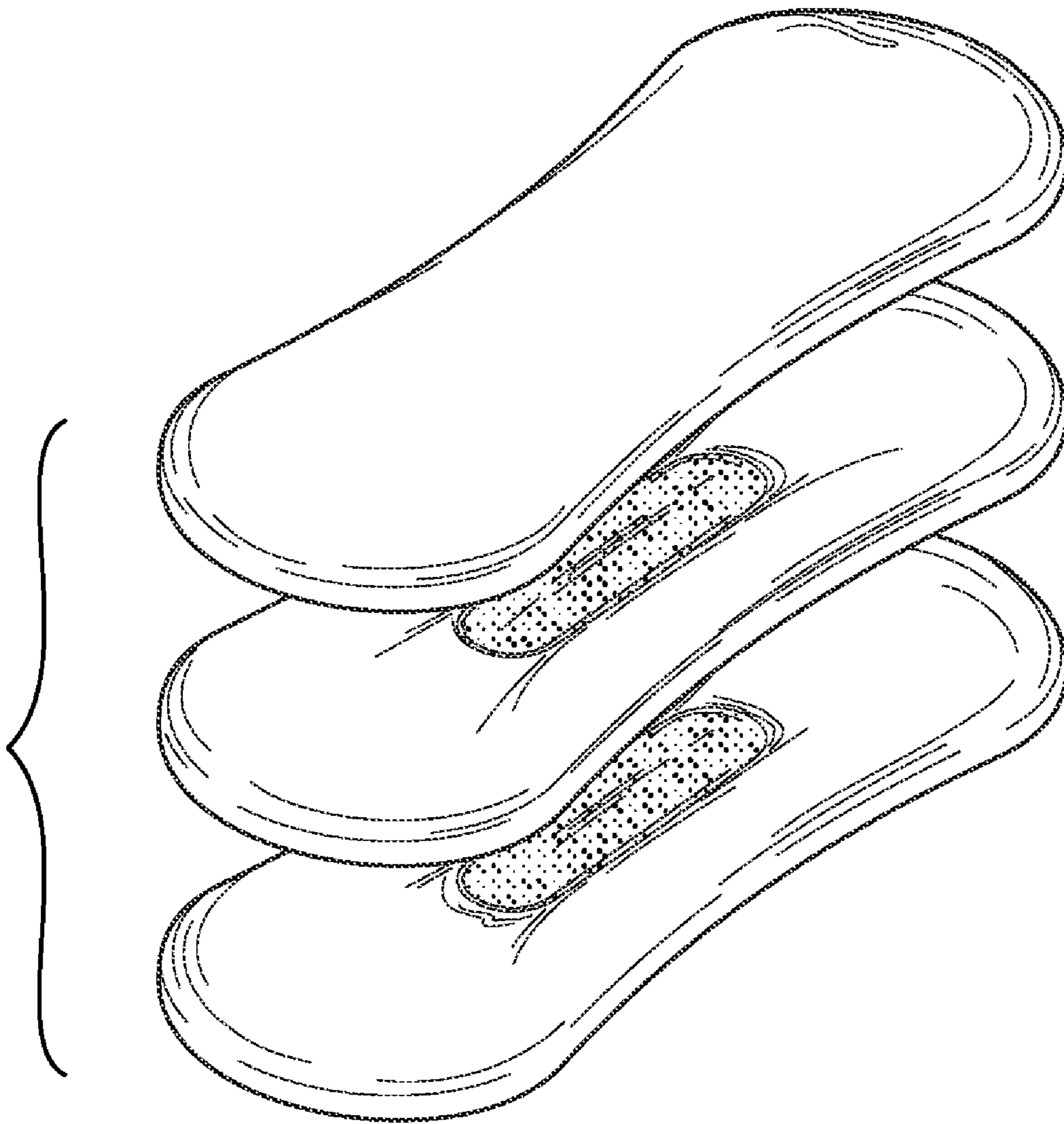


FIG. 1




FIG. 2




FIG. 3




FIG. 4

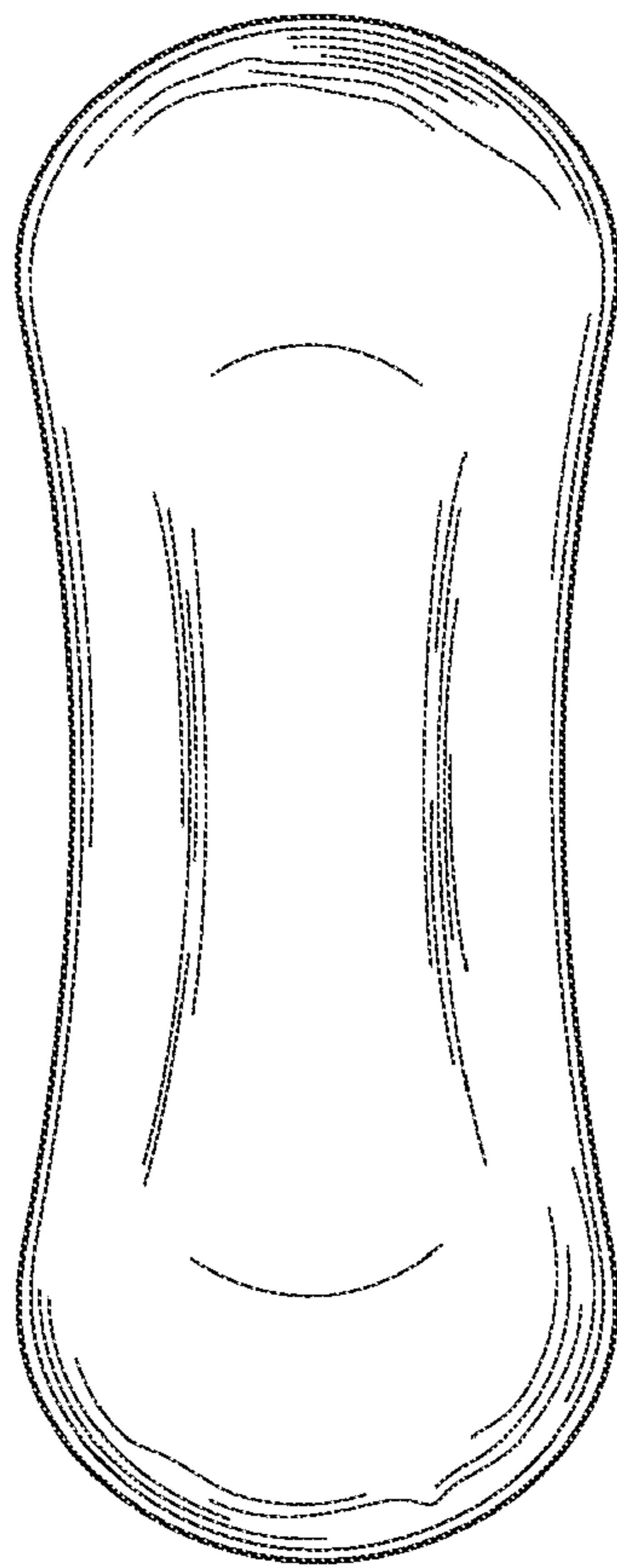


FIG. 5

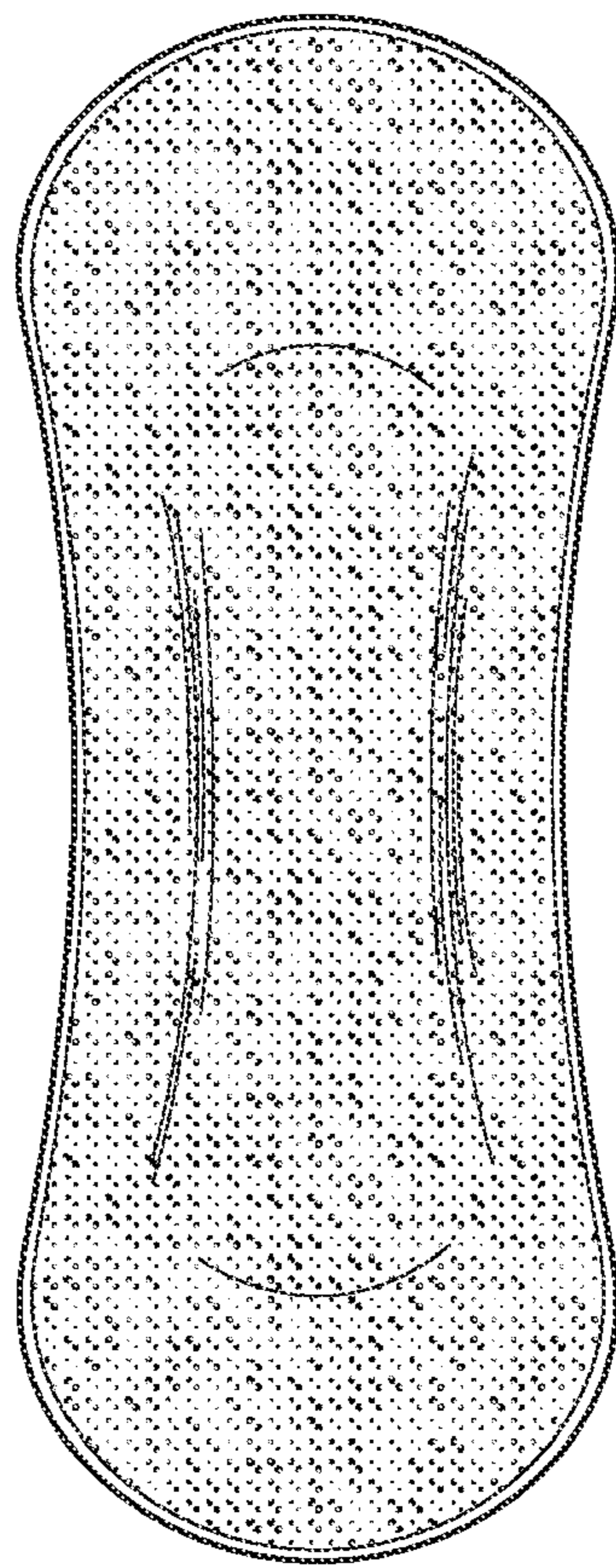


FIG. 6