



US00D592701S

(12) **United States Design Patent**  
**Matsushita et al.**

(10) **Patent No.:** **US D592,701 S**

(45) **Date of Patent:** **\*\* May 19, 2009**

(54) **REFILL FOR COATING FILM TRANSFER TOOL**

(75) Inventors: **Kinya Matsushita**, Osaka (JP); **Hideto Shima**, Yawata (JP)

(73) Assignee: **Kokuyo S&T Co., Ltd.**, Osaka (JP)

(\*\*) Term: **14 Years**

(21) Appl. No.: **29/228,206**

(22) Filed: **Apr. 21, 2005**

(30) **Foreign Application Priority Data**

Nov. 4, 2004 (JP) ..... D2004-033504

(51) **LOC (9) Cl.** ..... **19-02**

(52) **U.S. Cl.** ..... **D19/67**

(58) **Field of Classification Search** ..... D19/66,  
D19/67, 68, 69, 70; 156/523, 257, 540, 577;  
206/411; 225/6, 25, 39, 77; 242/588, 588.1,  
242/588.2, 588.3, 588.6, 598.5

See application file for complete search history.

(56) **References Cited**

**U.S. PATENT DOCUMENTS**

D355,934	S *	2/1995	Oga et al.	.....	D19/69
5,472,560	A *	12/1995	Horng	.....	156/577
D418,165	S *	12/1999	Katami	.....	D19/69
D433,449	S *	11/2000	Fujiwara	.....	D19/53
D438,567	S *	3/2001	Van Den Berg	.....	D19/69
6,206,072	B1 *	3/2001	Orihara et al.	.....	156/540
D451,960	S *	12/2001	Shimizu	.....	D19/69
D456,450	S *	4/2002	Kimura	.....	D19/69
D465,241	S *	11/2002	Suzuki	.....	D19/69

D466,554	S *	12/2002	Yonezawa et al.	.....	D19/67
6,554,045	B1 *	4/2003	Lee	.....	156/577
6,599,363	B2 *	7/2003	Narita	.....	118/76
6,681,830	B1 *	1/2004	Vulpitta et al.	.....	156/527
7,059,374	B2 *	6/2006	Mitsui et al.	.....	156/523
D527,766	S *	9/2006	Mitsui et al.	.....	D19/69
D539,351	S *	3/2007	Mitsui et al.	.....	D19/69
2002/0033237	A1 *	3/2002	Narita et al.	.....	156/577
2002/0062928	A1 *	5/2002	Ishikawa	.....	156/523
2003/0024652	A1 *	2/2003	Huthmacher et al.	.....	156/577
2005/0139326	A1 *	6/2005	Mitsui et al.	.....	156/540
2005/0155717	A1 *	7/2005	Mitsui et al.	.....	156/577
2006/0151657	A1 *	7/2006	Matsushita	.....	242/523.1

\* cited by examiner

*Primary Examiner*—Cathron C Brooks

*Assistant Examiner*—Austin Murphy

(74) *Attorney, Agent, or Firm*—Banner & Witcoff, Ltd.

(57) **CLAIM**

The ornamental design for a refill for coating film transfer tool, as shown and described.

**DESCRIPTION**

FIG. 1 is a front elevational view of a refill for coating film transfer tool showing our new design;

FIG. 2 is a rear elevational view;

FIG. 3 is a top plan view;

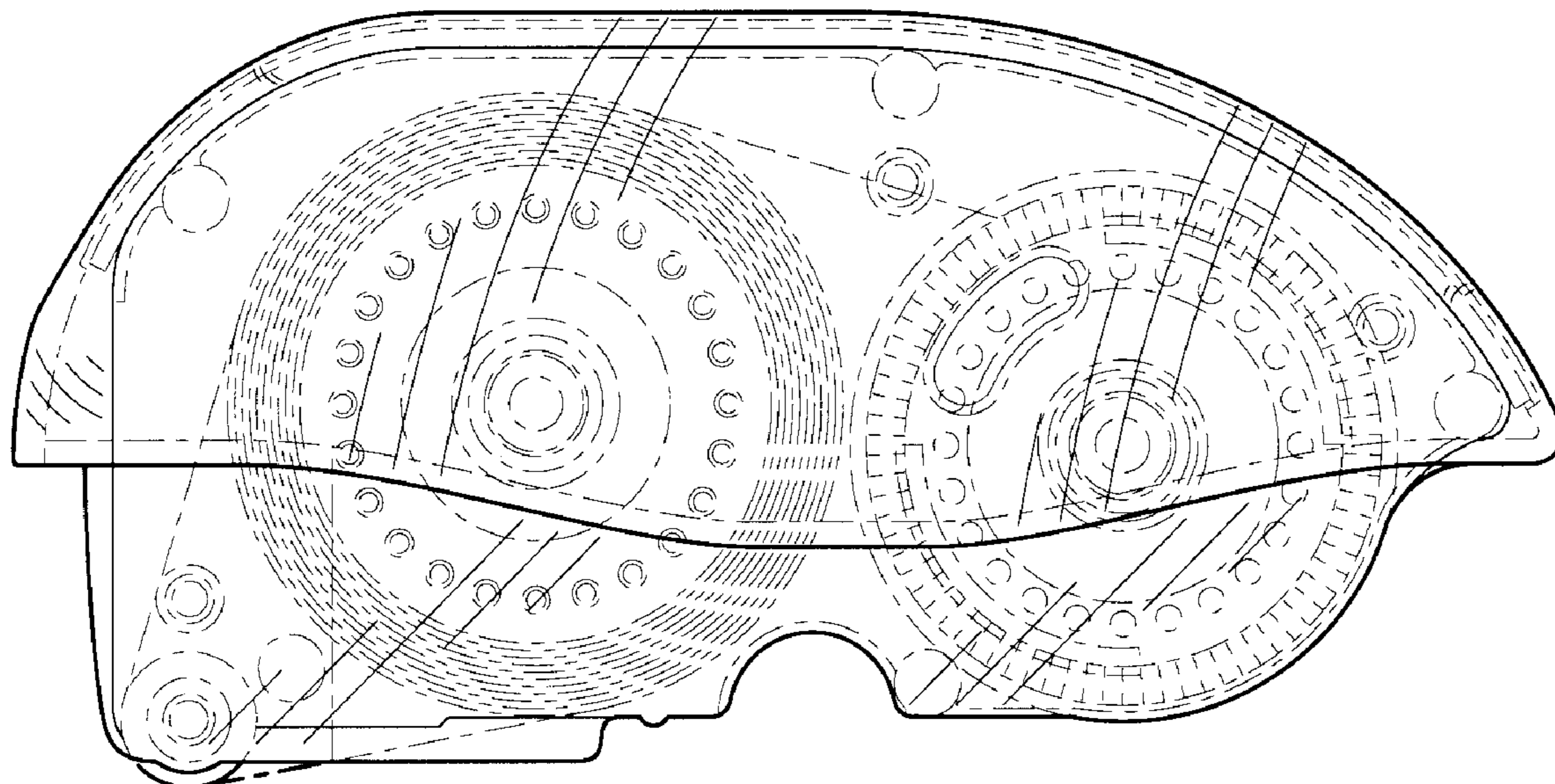
FIG. 4 is a bottom plan view;

FIG. 5 is a right side elevational view; and,

FIG. 6 is a left side elevational view.

The broken line showings are for illustrative purposes only and form no part of the claimed design.

**1 Claim, 6 Drawing Sheets**



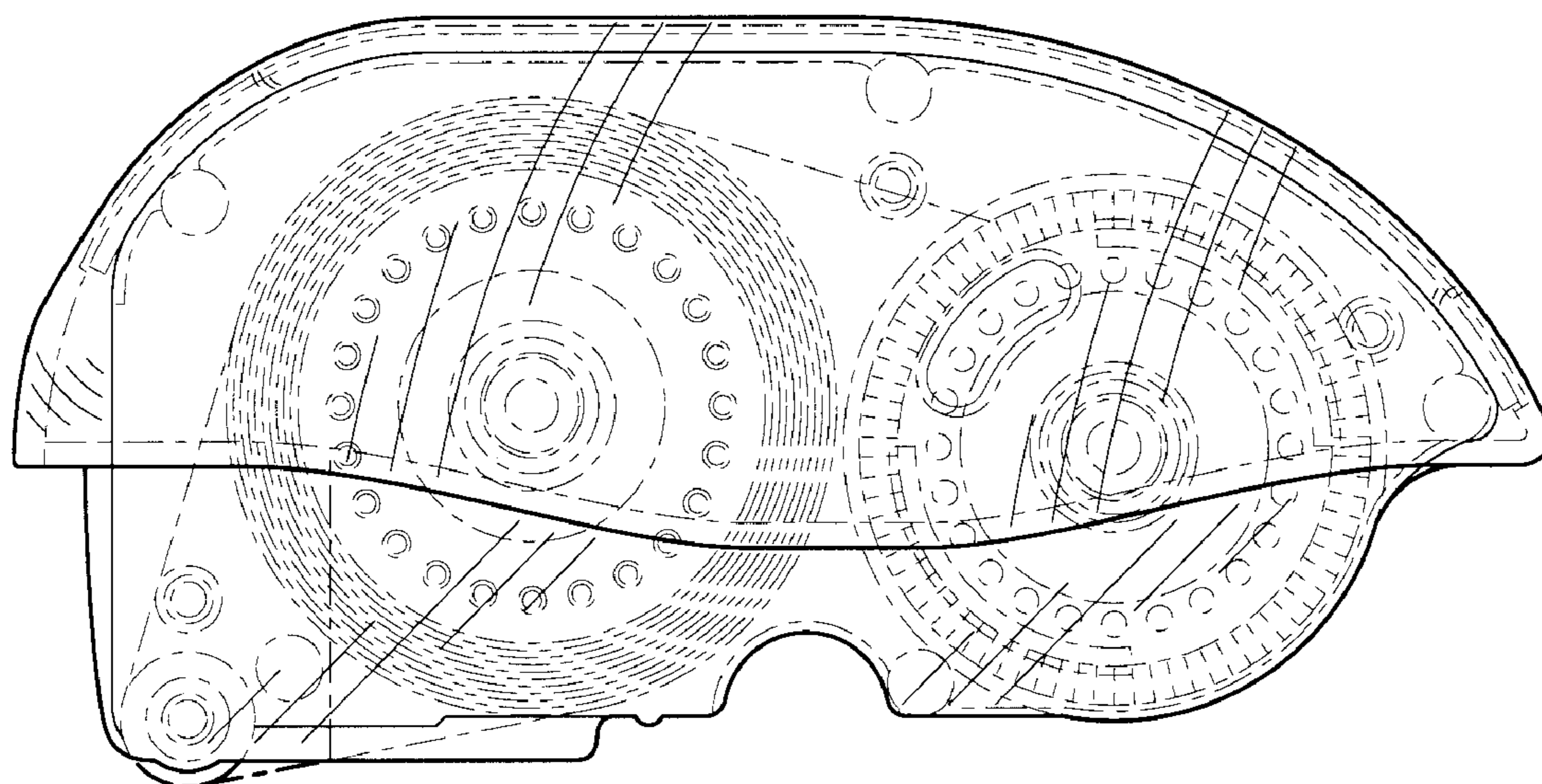


FIG. 1

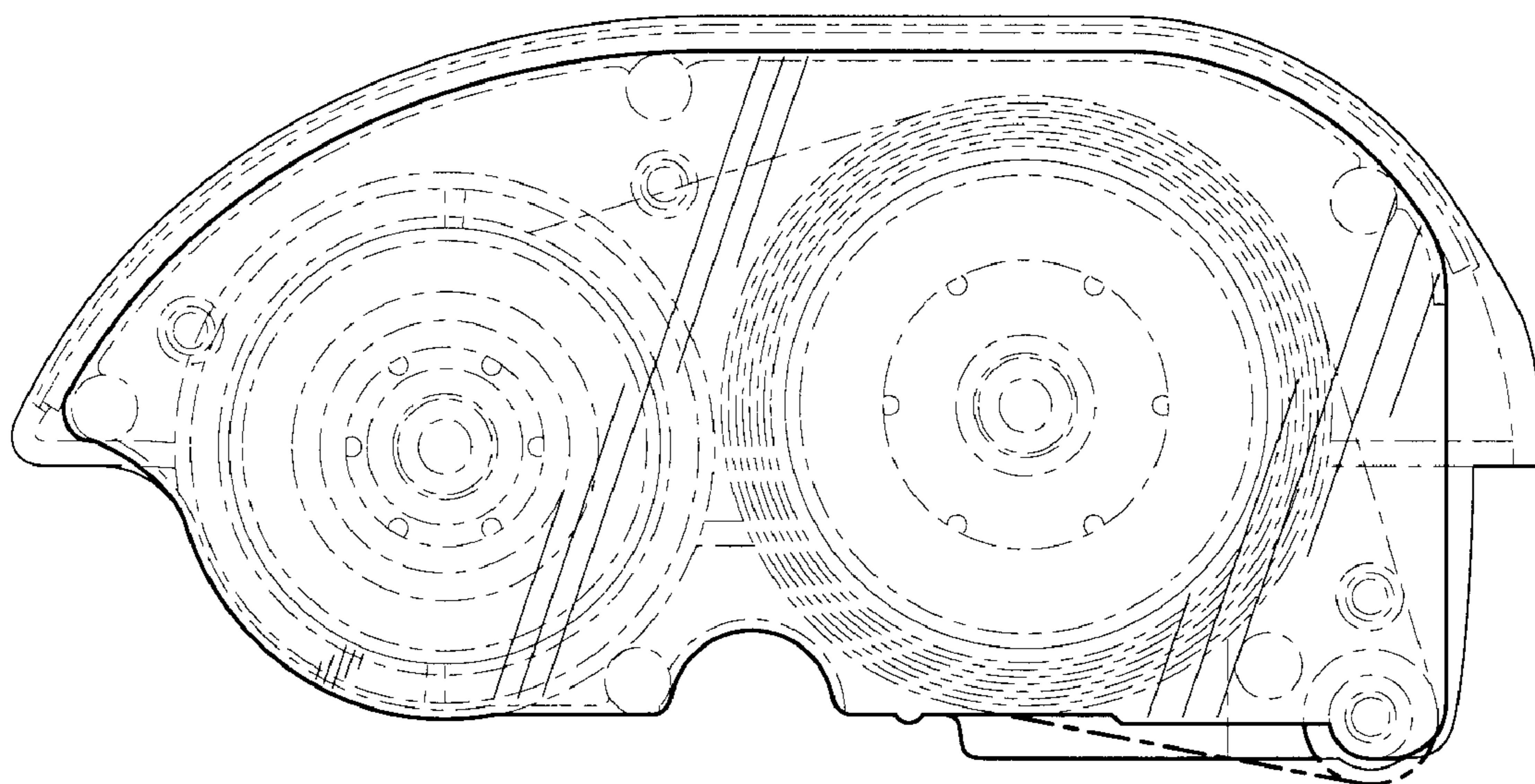


FIG. 2

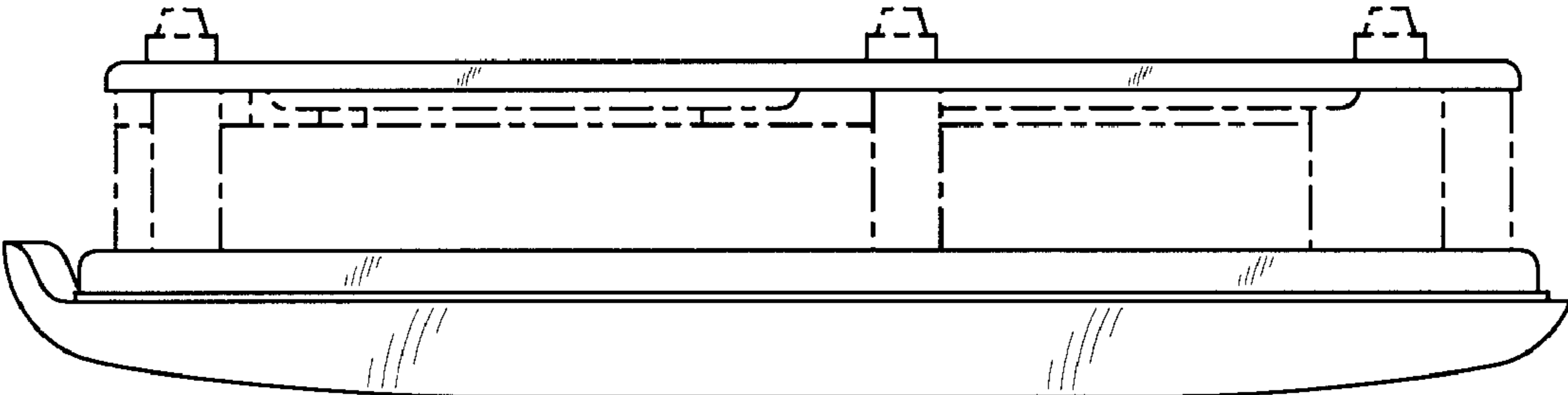


FIG. 3

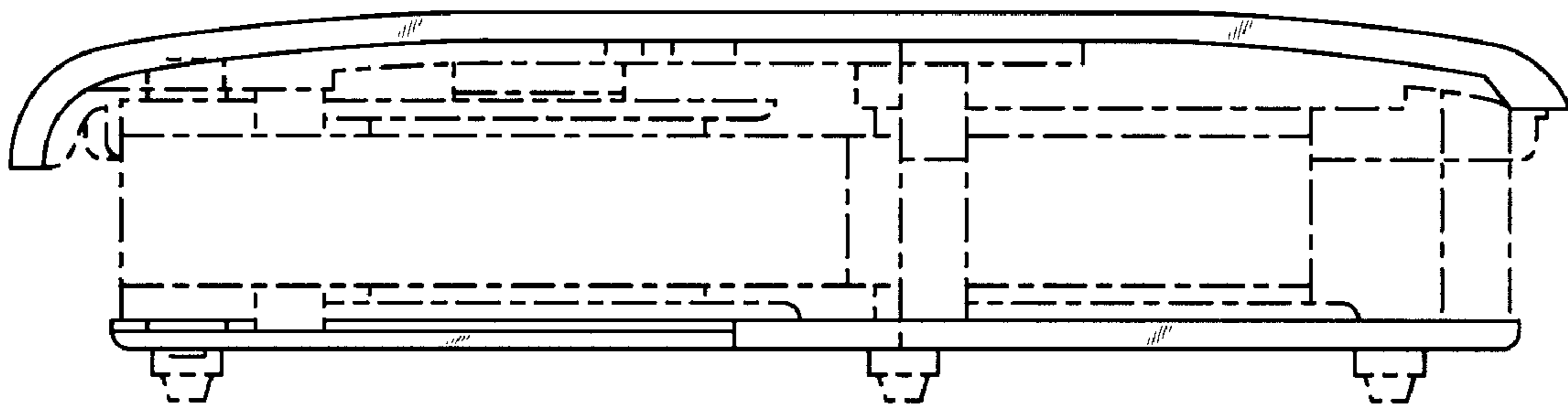


FIG. 4

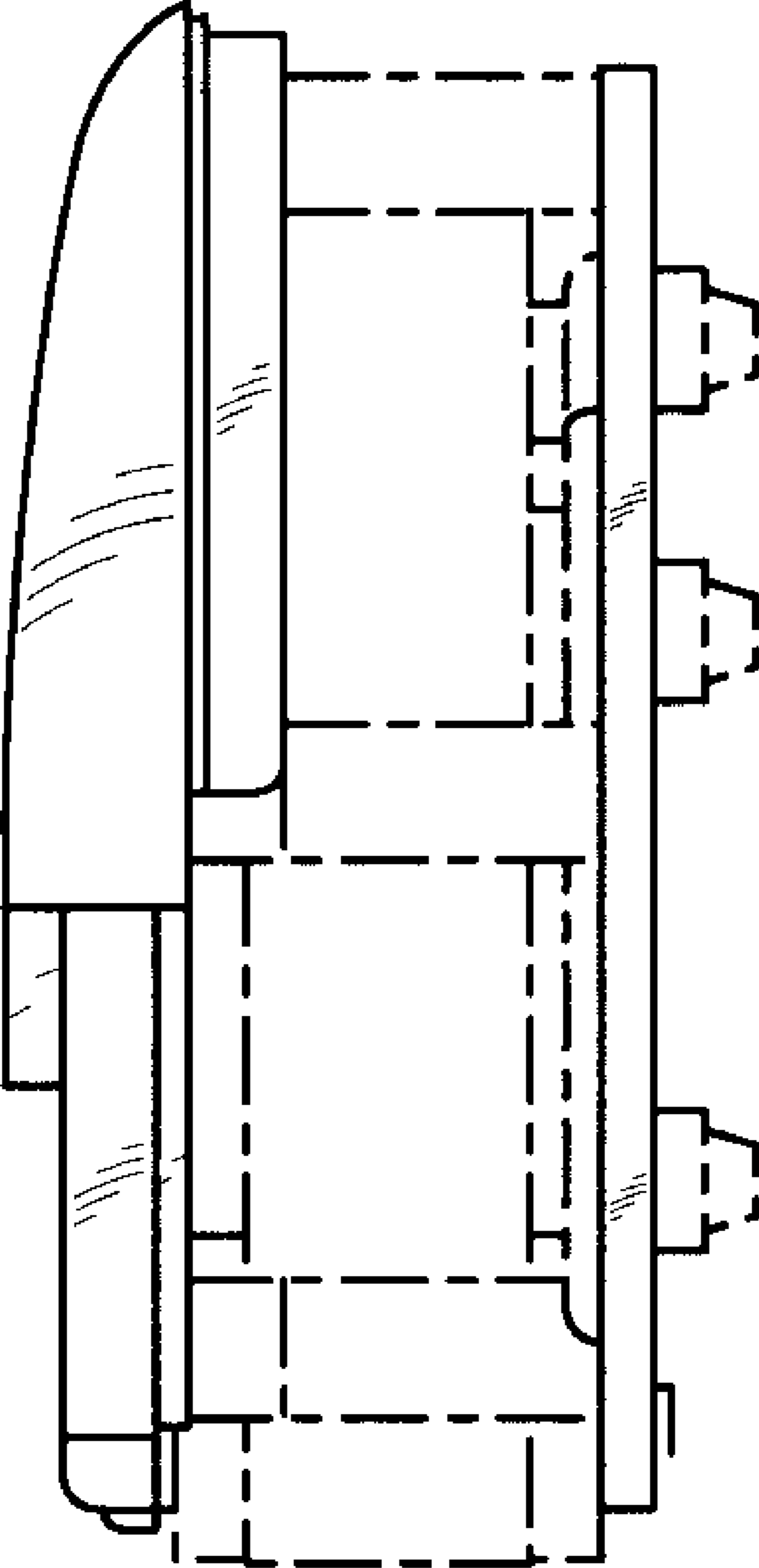


FIG. 5

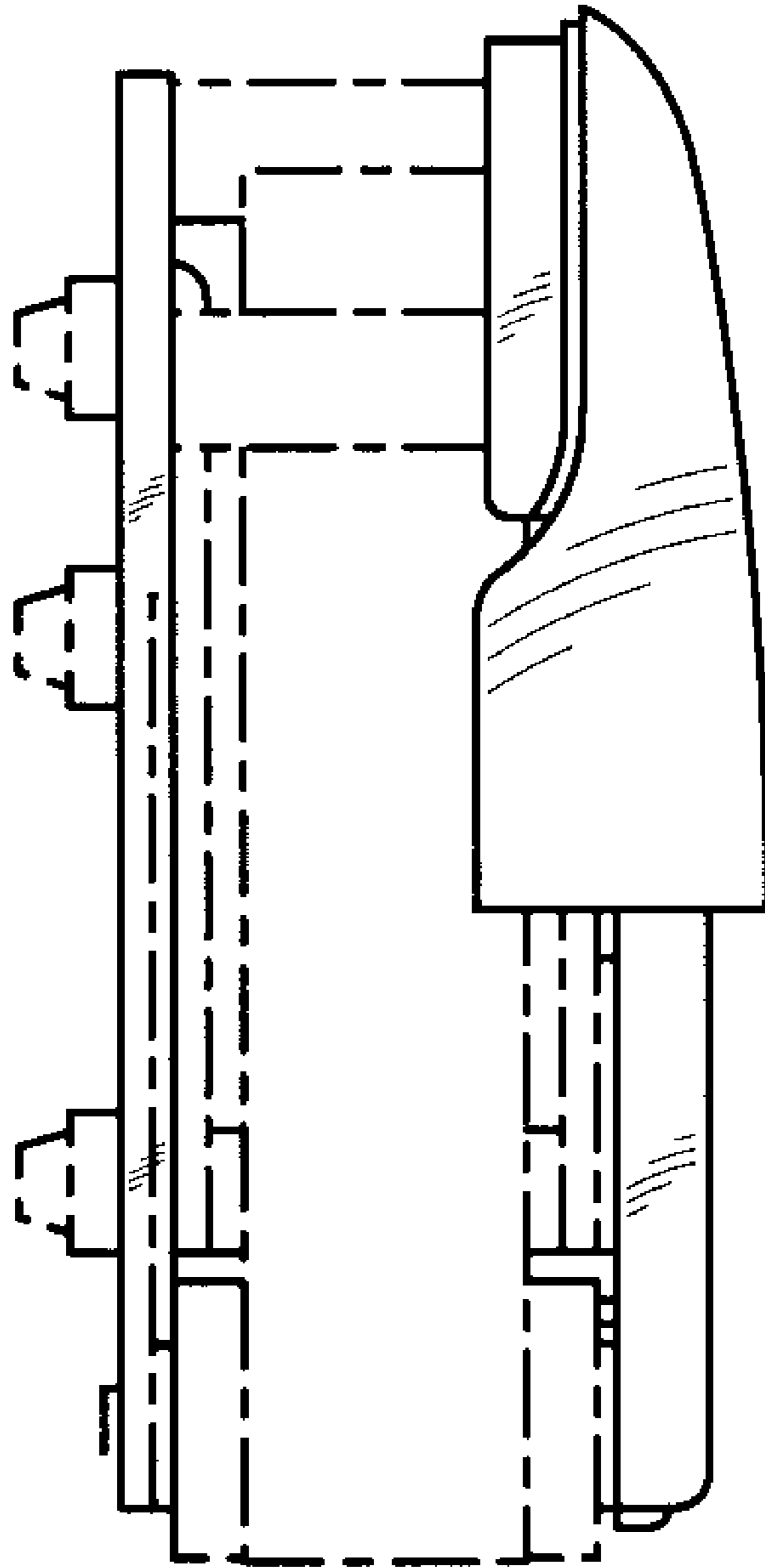


FIG. 6