

US00D592691S

(12) **United States Design Patent**
Chang

(10) **Patent No.:** **US D592,691 S**

(45) **Date of Patent:** **** May 19, 2009**

(54) **THROUGH-THE-LENS MEDICAL/DENTAL LOUPES**

6,799,847 B2 * 10/2004 Caplan 351/128

* cited by examiner

(75) Inventor: **Byung J. Chang**, Ann Arbor, MI (US)

Primary Examiner—Raphael Barkai

(73) Assignee: **General Scientific Corporation**, Ann Arbor, MI (US)

(74) *Attorney, Agent, or Firm*—Gifford, Krass, Sprinkle, Anderson & Citkowski, P.C.

(**) Term: **14 Years**

(57) **CLAIM**

(21) Appl. No.: **29/320,453**

The ornamental design for through-the-lens medical/dental loupes, as shown and described.

(22) Filed: **Jun. 27, 2008**

DESCRIPTION

(51) **LOC (9) Cl.** **16-06**

FIG. 1 is an oblique view of the present invention, the broken lines shown are for illustrative purposes and form no part of the claimed design;

(52) **U.S. Cl.** **D16/309**

(58) **Field of Classification Search** D16/101, D16/300–342; D29/109–110; D24/110.2; 351/41, 44, 51–52, 62, 158, 92, 103–123, 351/140, 153; 2/426–432, 447–449, 441, 2/434–437; D21/483, 659–661

FIG. 2 is a front view of the present invention, the broken lines shown are for illustrative purposes and form no part of the claimed design;

See application file for complete search history.

FIG. 3 is a side view of the present invention, the broken lines shown are for illustrative purposes and form no part of the claimed design; and,

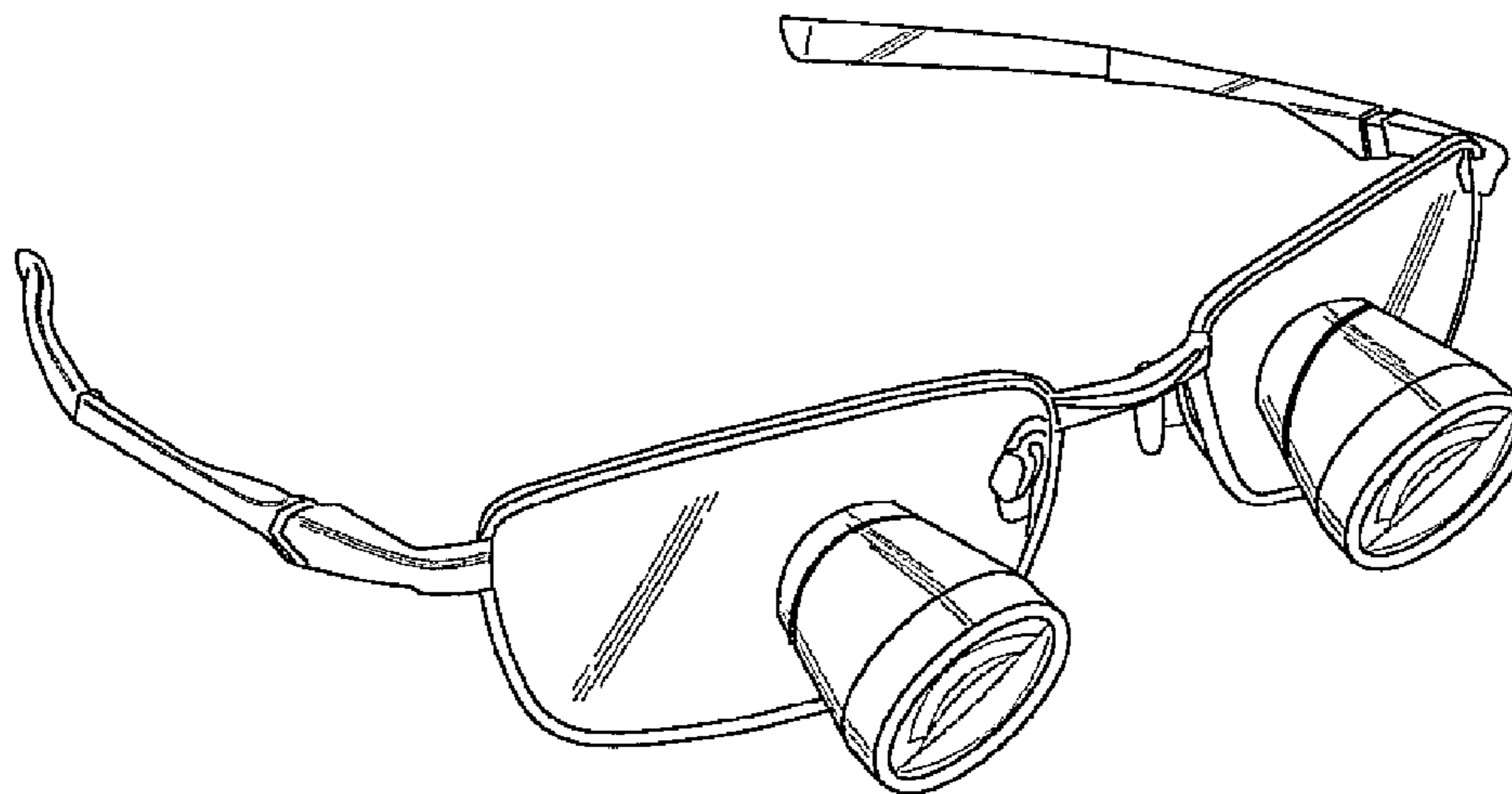
(56) **References Cited**

U.S. PATENT DOCUMENTS

2,389,428 A * 11/1945 Glasser 351/158
D345,368 S * 3/1994 Clark et al. D16/132
D497,379 S * 10/2004 Tran et al. D16/311

FIG. 4 is a top view of the present invention, the broken lines shown are for illustrative purposes and form no part of the claimed design.

1 Claim, 2 Drawing Sheets



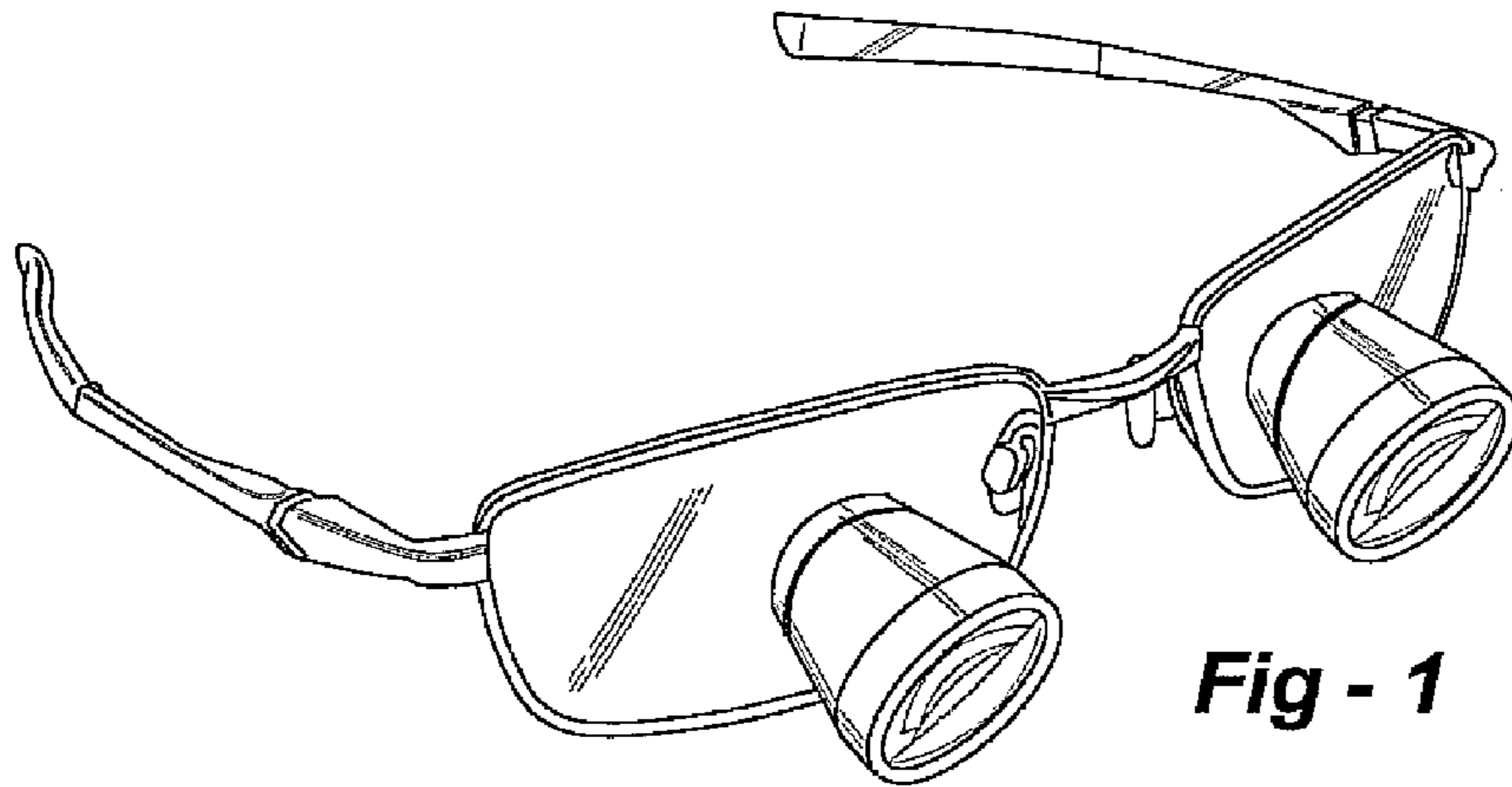


Fig - 1

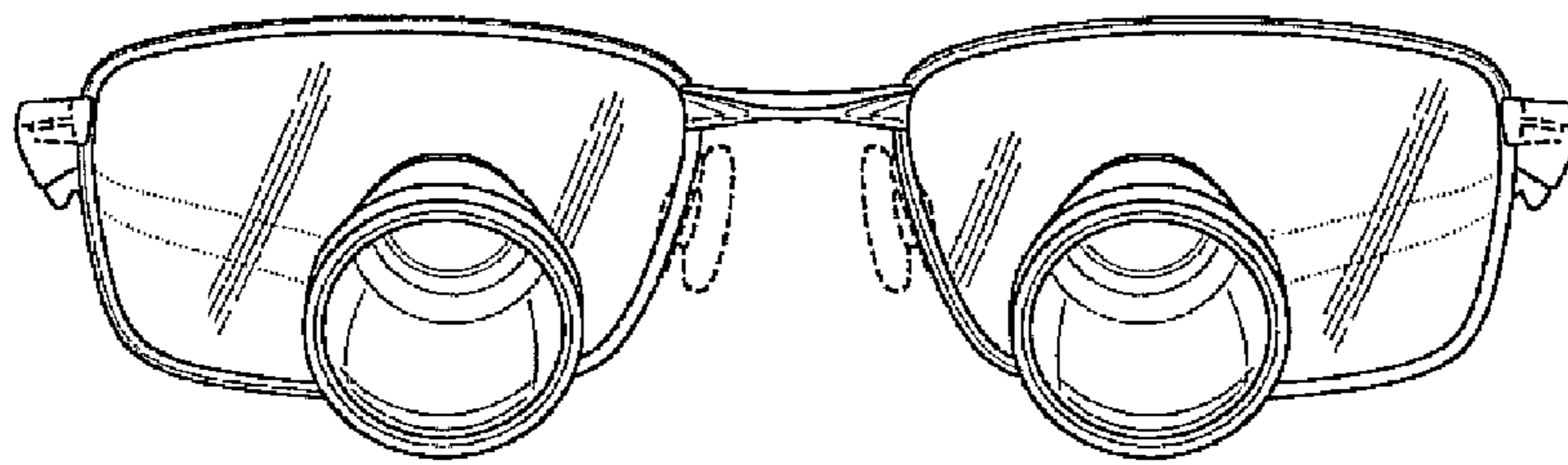


Fig - 2

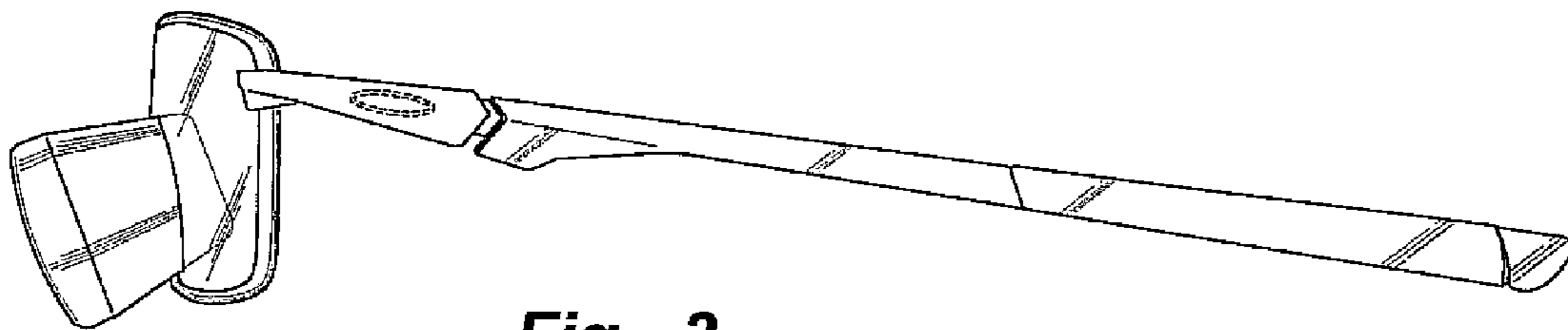


Fig - 3

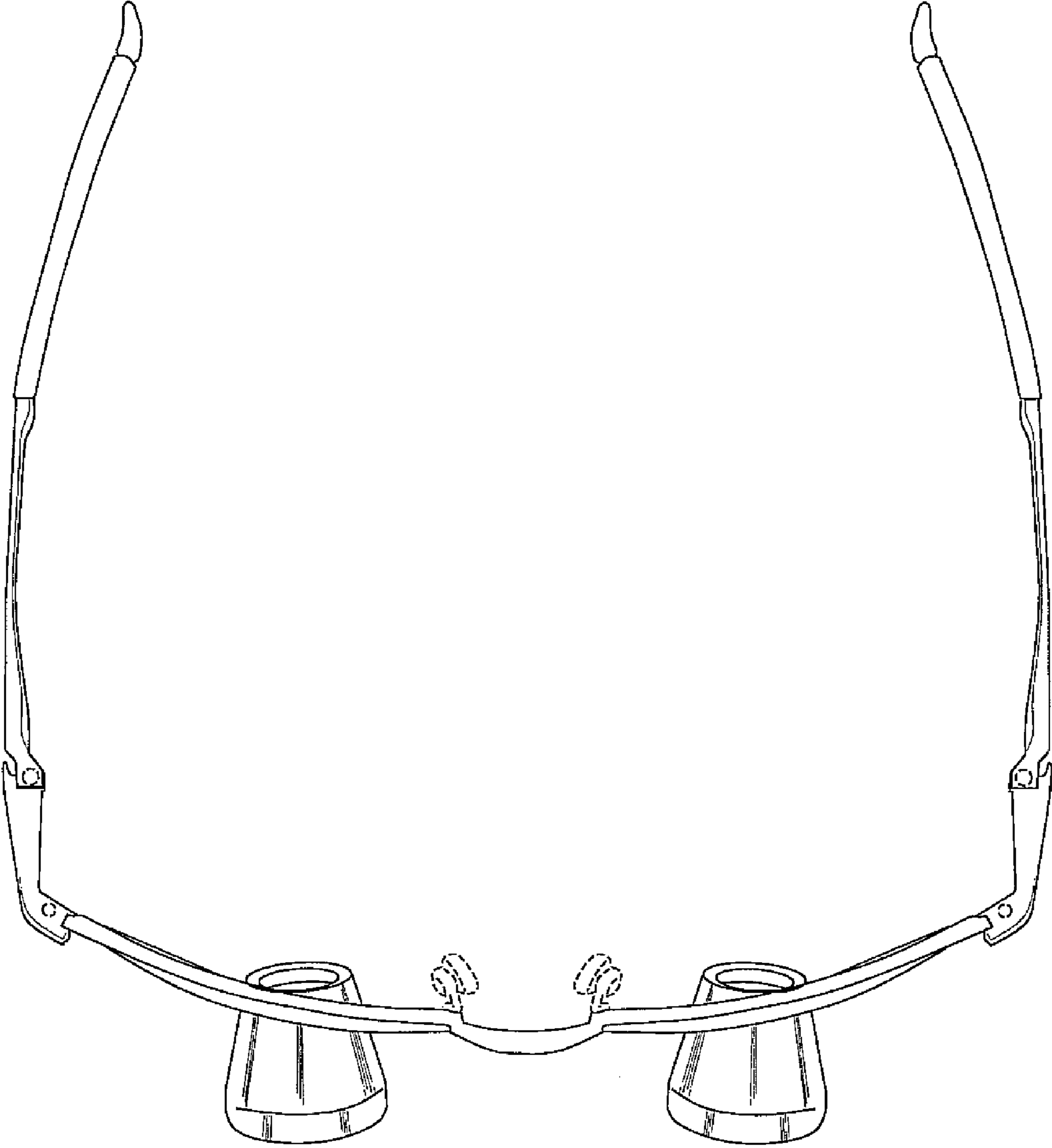


Fig - 4