

US00D592688S

(12) **United States Design Patent**  
**Malmberg**

(10) **Patent No.:** **US D592,688 S**

(45) **Date of Patent:** **\*\* May 19, 2009**

(54) **CERAMIC WEAR PLATE**

(75) Inventor: **Mats Malmberg**, Rydsgård (SE)

(73) Assignee: **Sandvik Intellectual Property AB**,  
Sandviken (SE)

(\*\*) Term: **14 Years**

(21) Appl. No.: **29/290,539**

(22) Filed: **Dec. 14, 2007**

**Related U.S. Application Data**

(62) Division of application No. 29/258,775, filed on Apr. 27, 2006.

(30) **Foreign Application Priority Data**

Oct. 28, 2005 (SE) ..... 05-0641

(51) **LOC (9) Cl.** ..... **15-99**

(52) **U.S. Cl.** ..... **D15/144**

(58) **Field of Classification Search** ..... D5/1-4,  
D5/11, 12, 15, 19; D15/144, 144.1, 144.2,  
D15/147, 199; D25/33; 209/319, 403; 210/155,  
210/488, 489, 495, 499

See application file for complete search history.

(56) **References Cited**

**U.S. PATENT DOCUMENTS**

D29,933 S *	1/1899	Hodge	.....	D15/21
1,422,146 A *	7/1922	Tackenberg	.....	52/592.3
3,577,581 A *	5/1971	Stata	.....	15/215
4,325,205 A *	4/1982	Salim et al.	.....	52/79.1
4,348,442 A *	9/1982	Figge	.....	428/72
4,425,677 A *	1/1984	Cox	.....	15/104.92
4,855,194 A *	8/1989	Wright	.....	429/38
5,385,669 A *	1/1995	Leone, Sr.	.....	210/488
D366,040 S *	1/1996	Leone et al.	.....	D15/147
5,518,491 A *	5/1996	Romer et al.	.....	493/231
D377,656 S *	1/1997	Leone et al.	.....	D15/147
5,786,303 A *	7/1998	Mansour	.....	505/210
D432,592 S	10/2000	Yip		

6,283,302 B1 *	9/2001	Schulte et al.	.....	209/399
6,431,368 B1 *	8/2002	Carr	.....	209/403
6,601,709 B2 *	8/2003	Schulte et al.	.....	209/397
6,662,952 B2 *	12/2003	Adams et al.	.....	209/319
6,726,029 B2 *	4/2004	Okabayshi et al.	.....	210/388
2002/0043485 A1 *	4/2002	Schulte et al.	.....	209/399
2004/0007508 A1 *	1/2004	Schulte et al.	.....	209/403
2004/0149142 A1 *	8/2004	Groll	.....	99/426
2005/0236305 A1 *	10/2005	Schulte et al.	.....	209/403

\* cited by examiner

*Primary Examiner*—Sandra Snapp

*Assistant Examiner*—Patricia Palasik

(74) *Attorney, Agent, or Firm*—Drinker Biddle & Reath LLP

(57) **CLAIM**

The ornamental design for a ceramic wear plate, as shown and described.

**DESCRIPTION**

FIG. 1 is a top view of an embodiment of a ceramic wear plate in accordance with my new design.

FIG. 2 is a front-side view of the embodiment of the ceramic wear plate shown in FIG. 1.

FIG. 3 is a back-side view of the embodiment of the ceramic wear plate shown in FIG. 1.

FIG. 4 is a left-side view of the embodiment of the ceramic wear plate shown in FIG. 1.

FIG. 5 is a right-side view of the embodiment of the ceramic wear plate shown in FIG. 1.

FIG. 6 is a bottom view of the embodiment of the ceramic wear plate shown in FIG. 1.

FIG. 7 is a side perspective view as seen from the top of the embodiment of the ceramic wear plate shown in FIG. 1.

FIG. 8 is a side perspective view as seen from the bottom of the embodiment of the ceramic wear plate shown in FIG. 1; and,

FIG. 9 is a detailed partial view of the corner of the ceramic wear plate shown in circle 9 of FIG. 7.

**1 Claim, 2 Drawing Sheets**

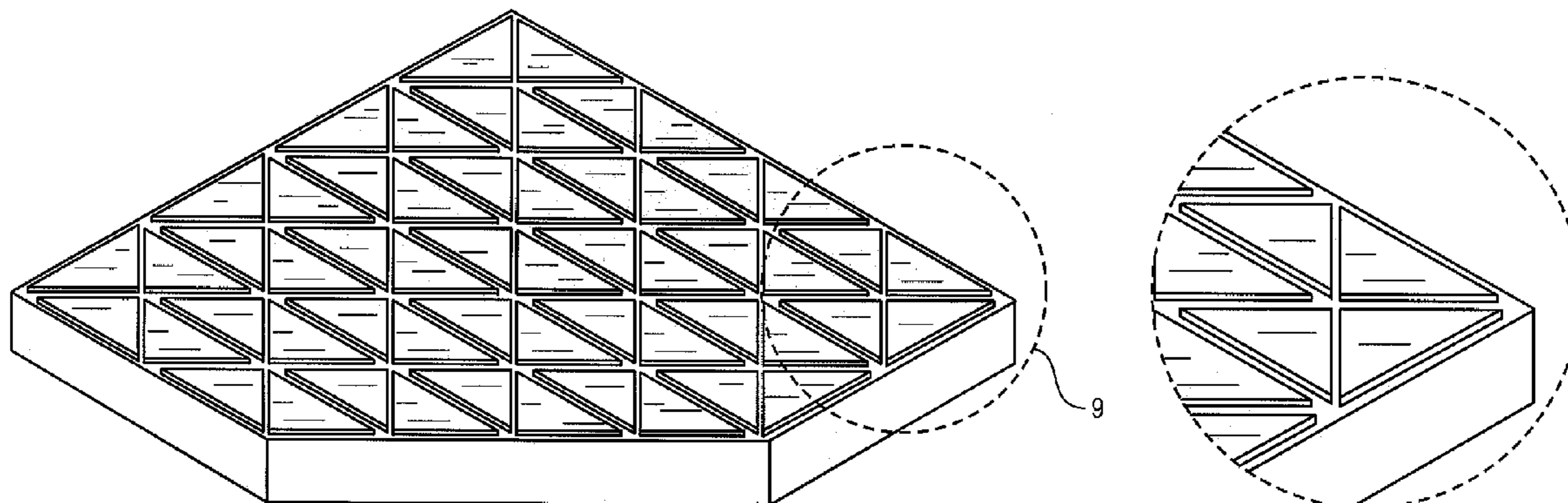




FIG. 2

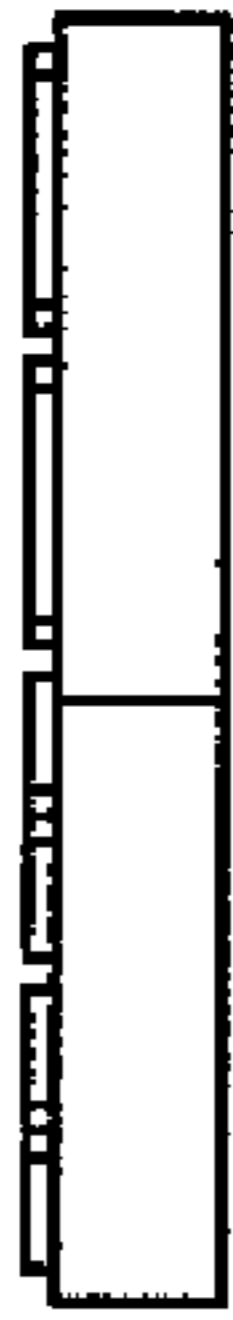


FIG. 5

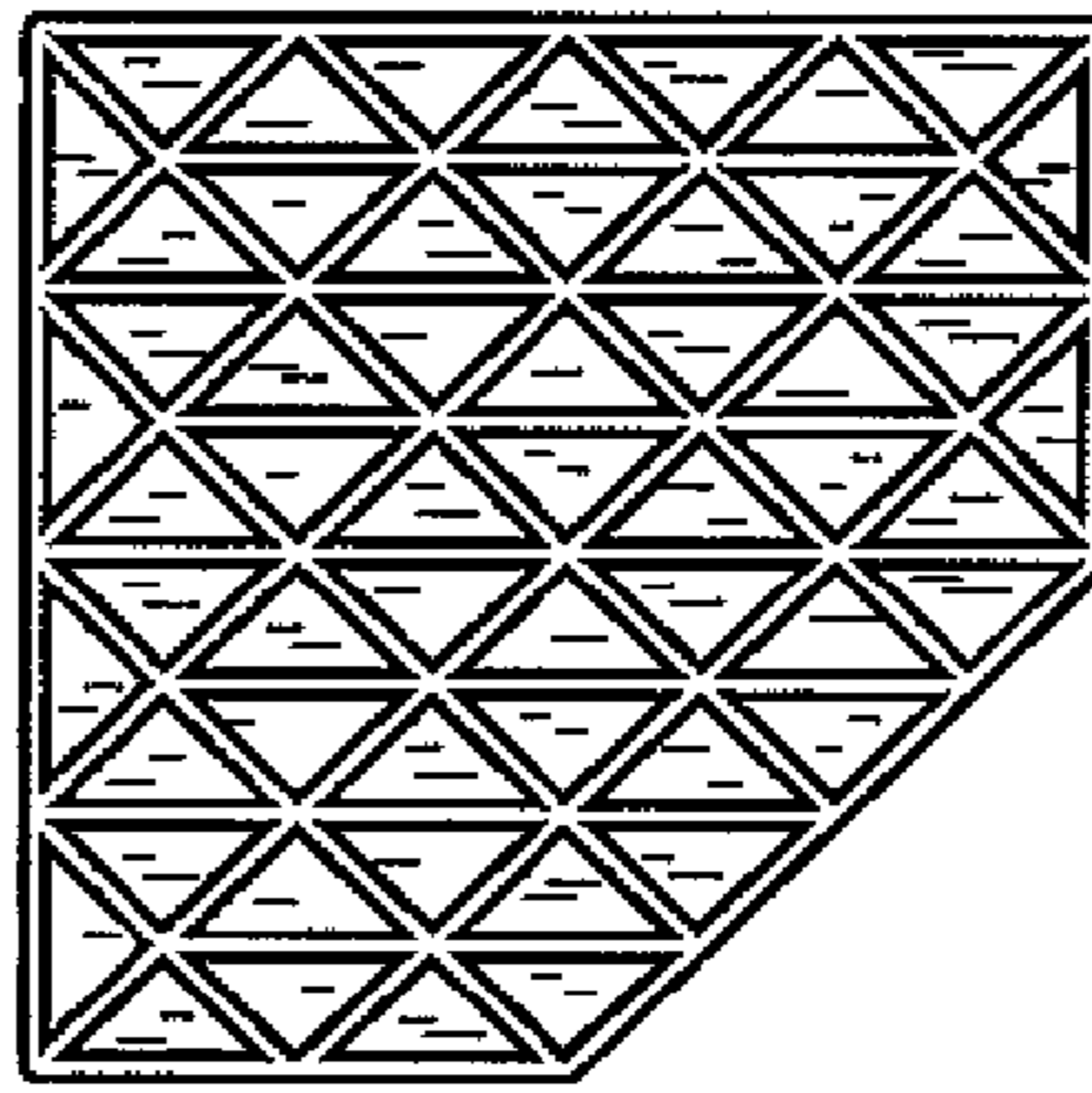


FIG. 1



FIG. 4



FIG. 3

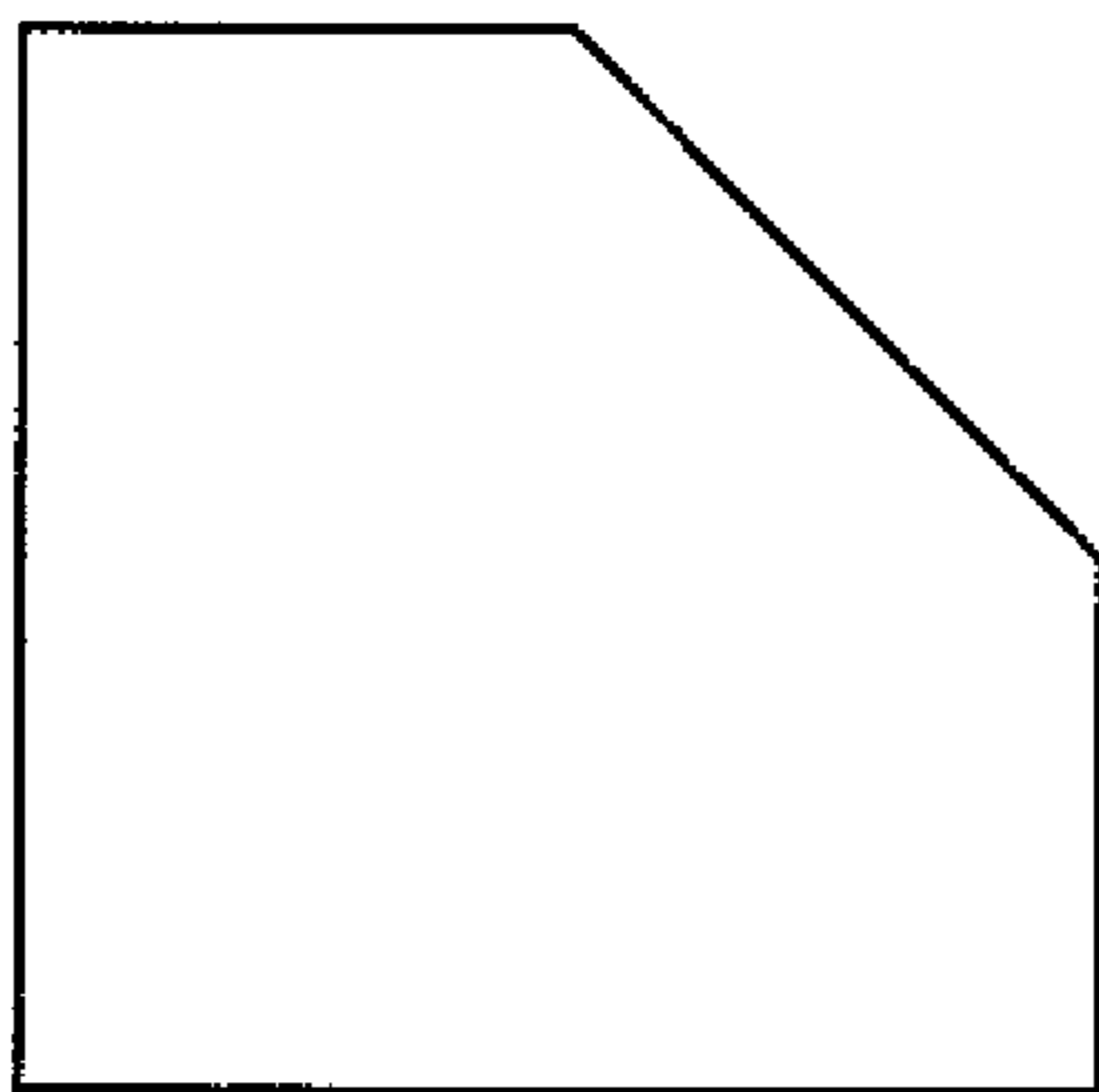


FIG. 6

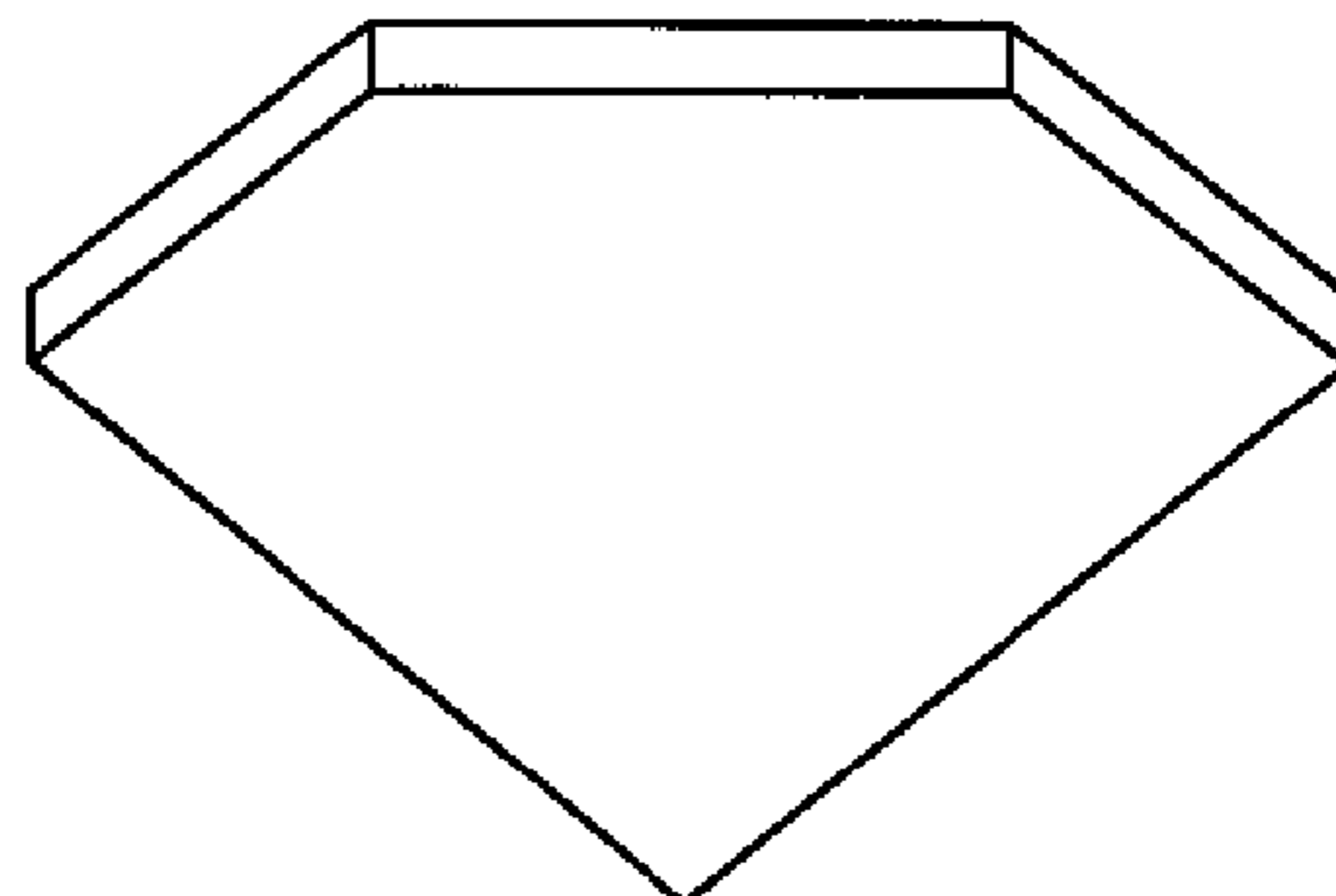


FIG. 8

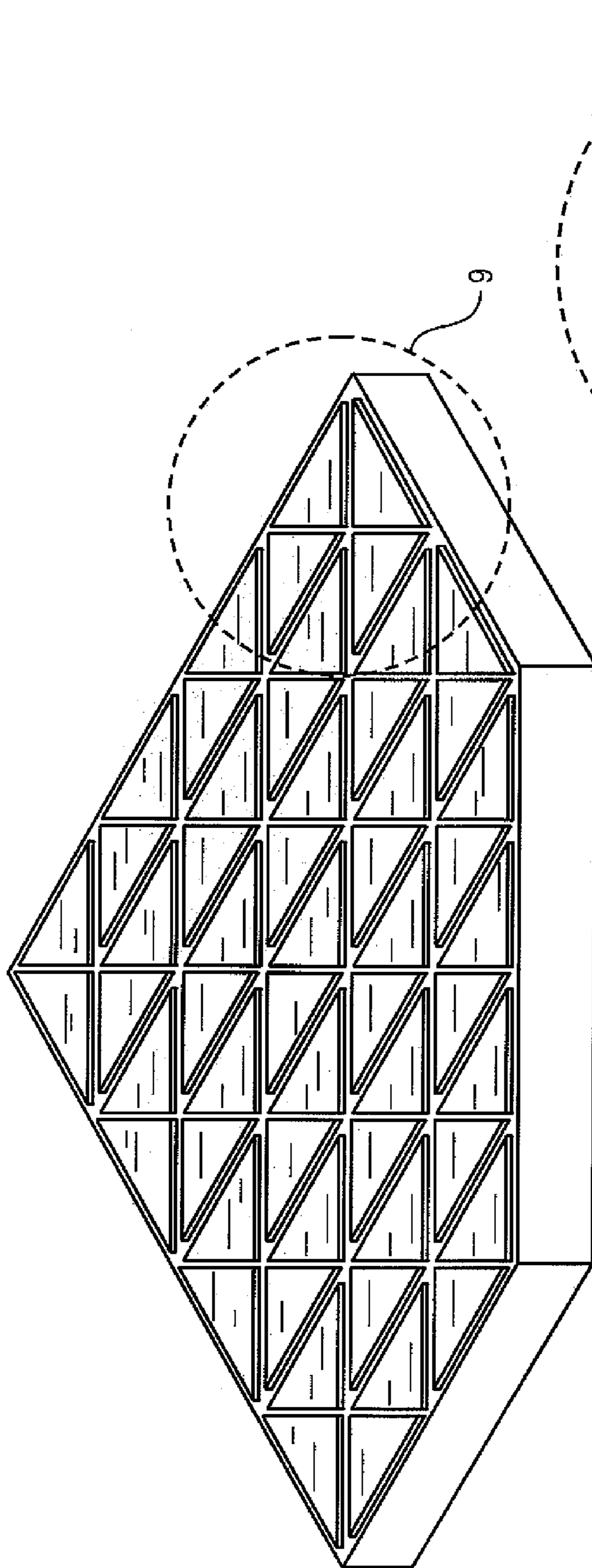


FIG. 7

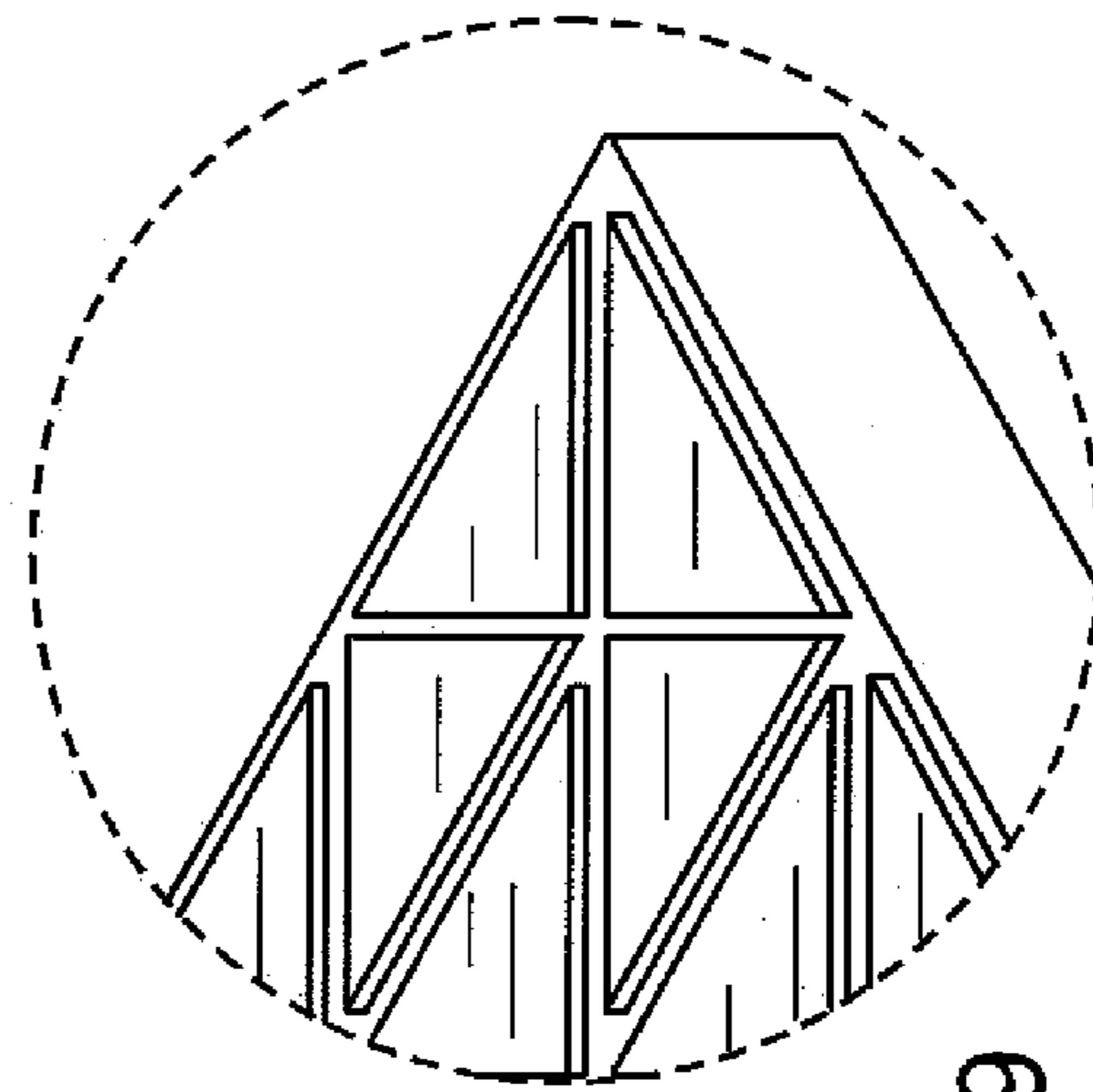


FIG. 9