



US00D592676S

(12) **United States Design Patent**
Okuyama

(10) **Patent No.:** **US D592,676 S**

(45) **Date of Patent:** **** May 19, 2009**

(54) **COMPUTER GENERATED IMAGE FOR A DISPLAY PANEL OR SCREEN**

(75) Inventor: **Masashi Okuyama**, Kumamoto (JP)

(73) Assignee: **Tokyo Electron Limited**, Tokyo (JP)

(**) Term: **14 Years**

(21) Appl. No.: **29/274,168**

(22) Filed: **Apr. 2, 2007**

(51) **LOC (9) Cl.** **32-00**

(52) **U.S. Cl.** **D14/488**

(58) **Field of Classification Search** D14/485-95;
D18/26, 31-33; D20/11-12, 23-25, 29-32,
D20/36-38; 715/700-867, 973-977

See application file for complete search history.

(56) **References Cited**

U.S. PATENT DOCUMENTS

4,102,268	A *	7/1978	Guarderas et al.	D18/26
D253,355	S *	11/1979	Rosenblad	D18/24
D253,357	S *	11/1979	Rosenblad	D18/24
5,817,031	A *	10/1998	Masuo et al.	600/547
6,417,869	B1 *	7/2002	Do	715/718
D522,016	S *	5/2006	Sands	D14/488
D553,138	S *	10/2007	Vong et al.	D14/485
D555,664	S *	11/2007	Nagata et al.	D14/488
D558,217	S *	12/2007	Kwon et al.	D14/486
D559,854	S *	1/2008	Kaminaga	D14/486
D572,718	S *	7/2008	Kaminaga	D14/486
D574,843	S *	8/2008	Okuyama	D14/489
D575,794	S *	8/2008	Kaminaga	D14/486

OTHER PUBLICATIONS

Signs and Symbols: Their Design and Meaning, by Adrian Frutiger, Watson-Guptill Publications, New York, NY, © 1978 Part 1, © 1979 Part 2, © 1981 part 3, p. 98.*

Logo Lounge 3, by Bill Gardner and Catharine Fishel, Rockport Publishers, Gloucester, MA © 2006, p. 121, item D5.*

* cited by examiner

Primary Examiner—Cathron C Brooks

Assistant Examiner—Karen E Kearney

(74) *Attorney, Agent, or Firm*—Rader, Fishman & Grauer, PLLC

(57) **CLAIM**

The ornamental design for a computer generated image for a display panel or screen, as shown and described.

DESCRIPTION

FIG. 1 is a front elevational view of a first embodiment of a computer generated image for a display panel or screen showing my new design;

FIG. 2 is a front elevational view of another a second embodiment of a computer generated image for a display panel or screen showing my new design;

FIG. 3 is a front elevational view of a third embodiment of a computer generated image for a display panel or screen showing my new design;

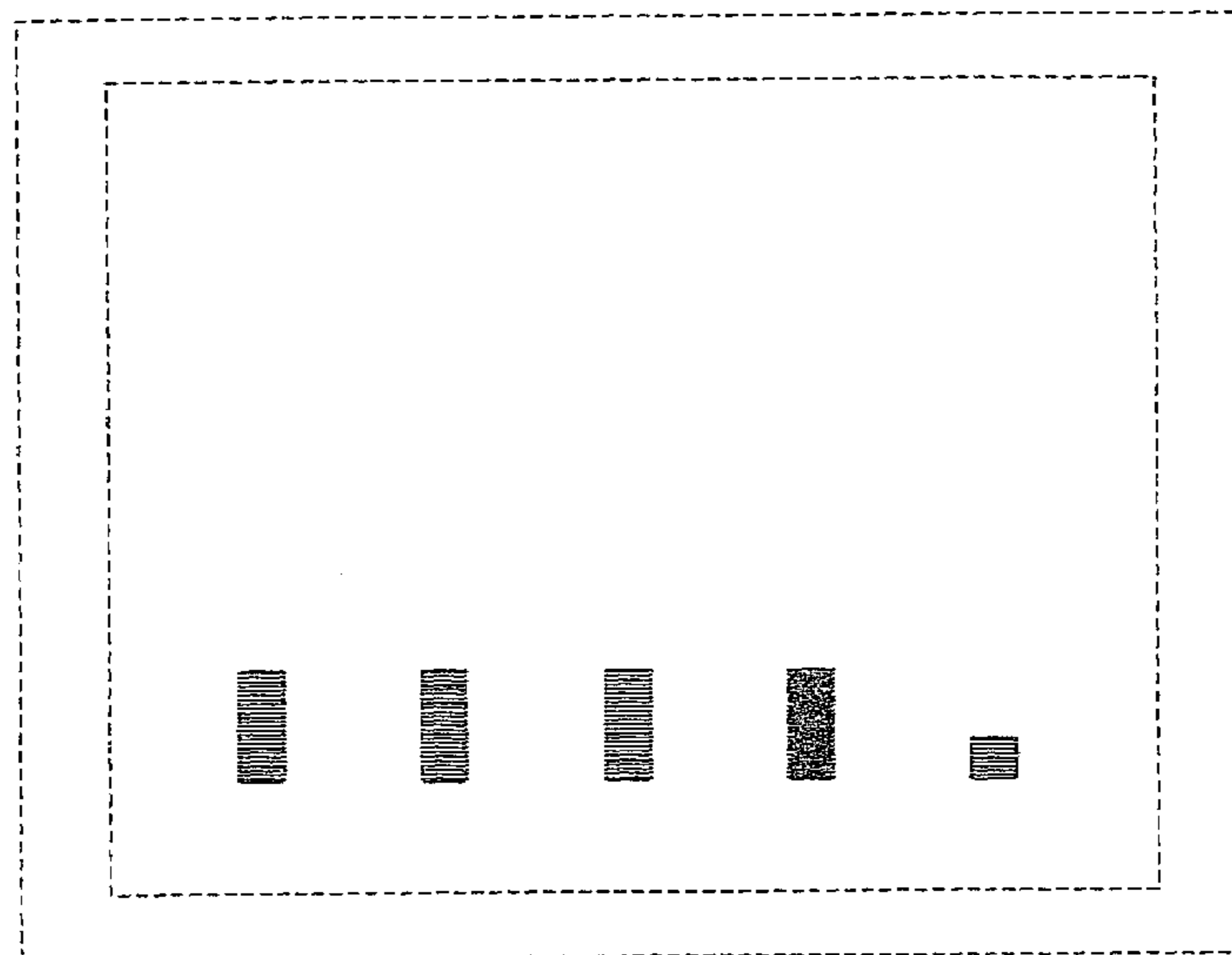
FIG. 4 is a front elevational view of a fourth embodiment of a computer generated image for a display panel or screen showing my new design;

FIG. 5 is a front elevationa view of a fifth embodiment of a computer generated image for a display panel or screen showing my new design; and,

FIG. 6 is a front elevational view of a sixth embodiment of a computer generated image for a display panel or screen showing my new design;

The broken line showing of the display screen and portions of the computer generated image form no part of the claimed design.

1 Claim, 6 Drawing Sheets



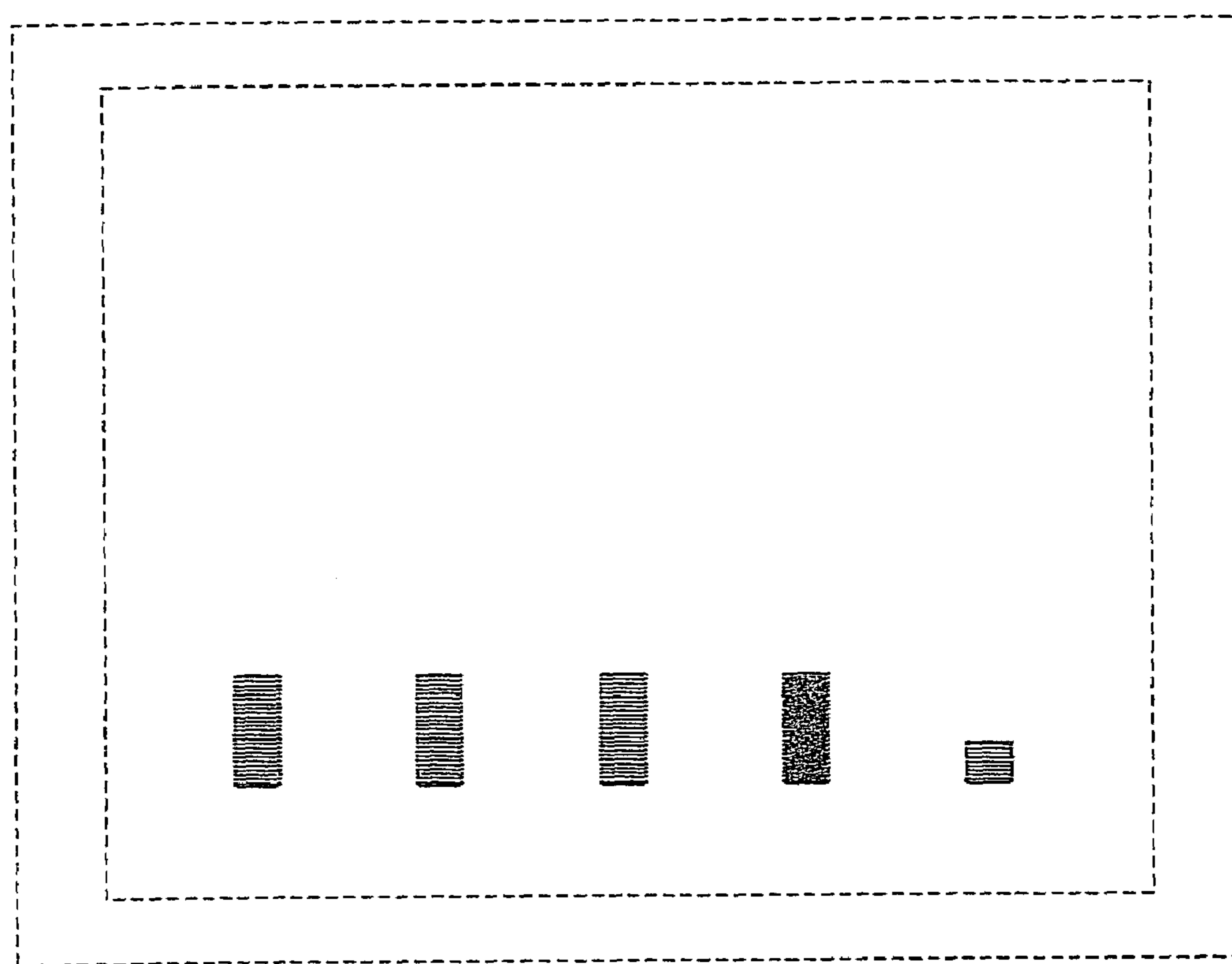


FIG. 1

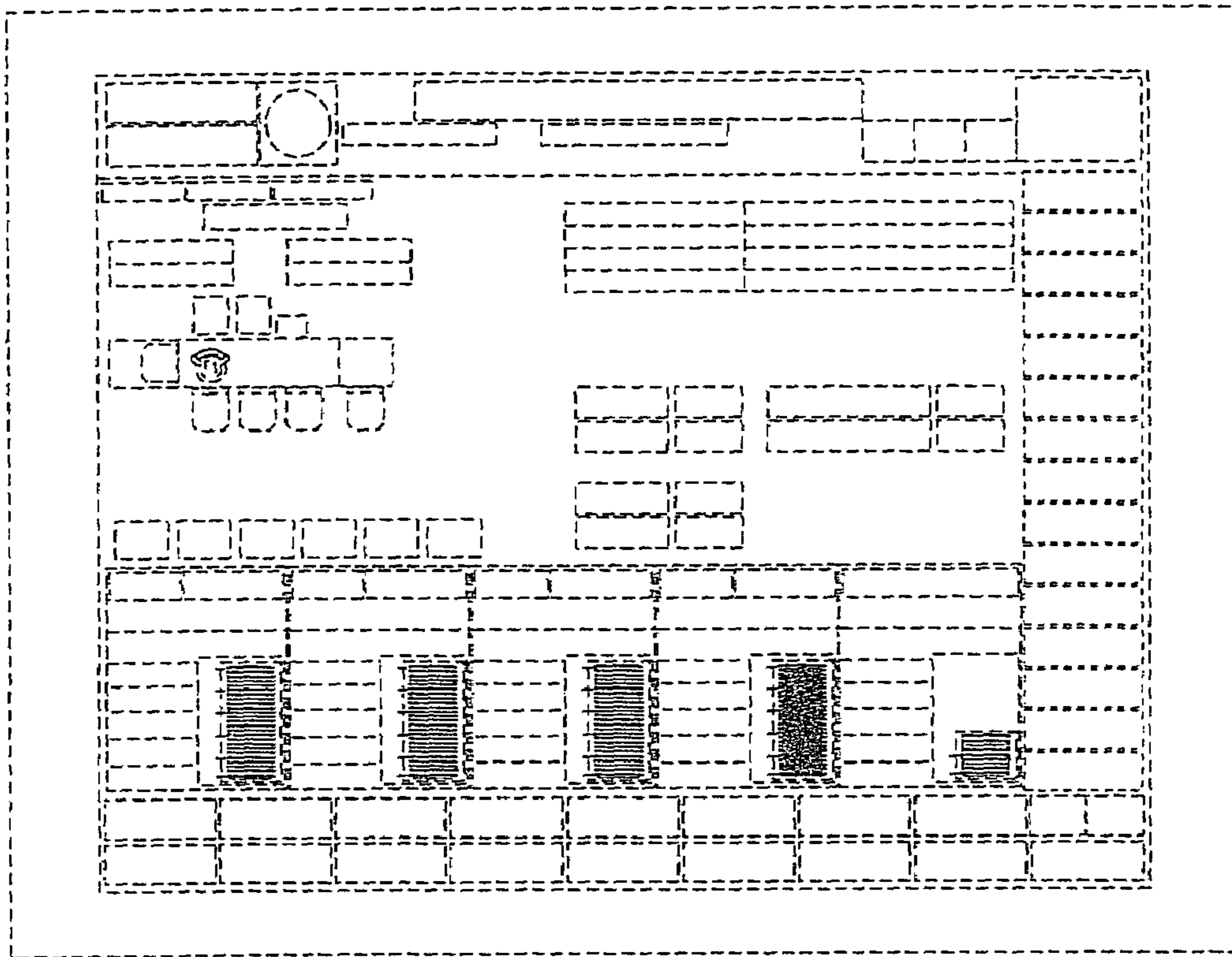


FIG. 2

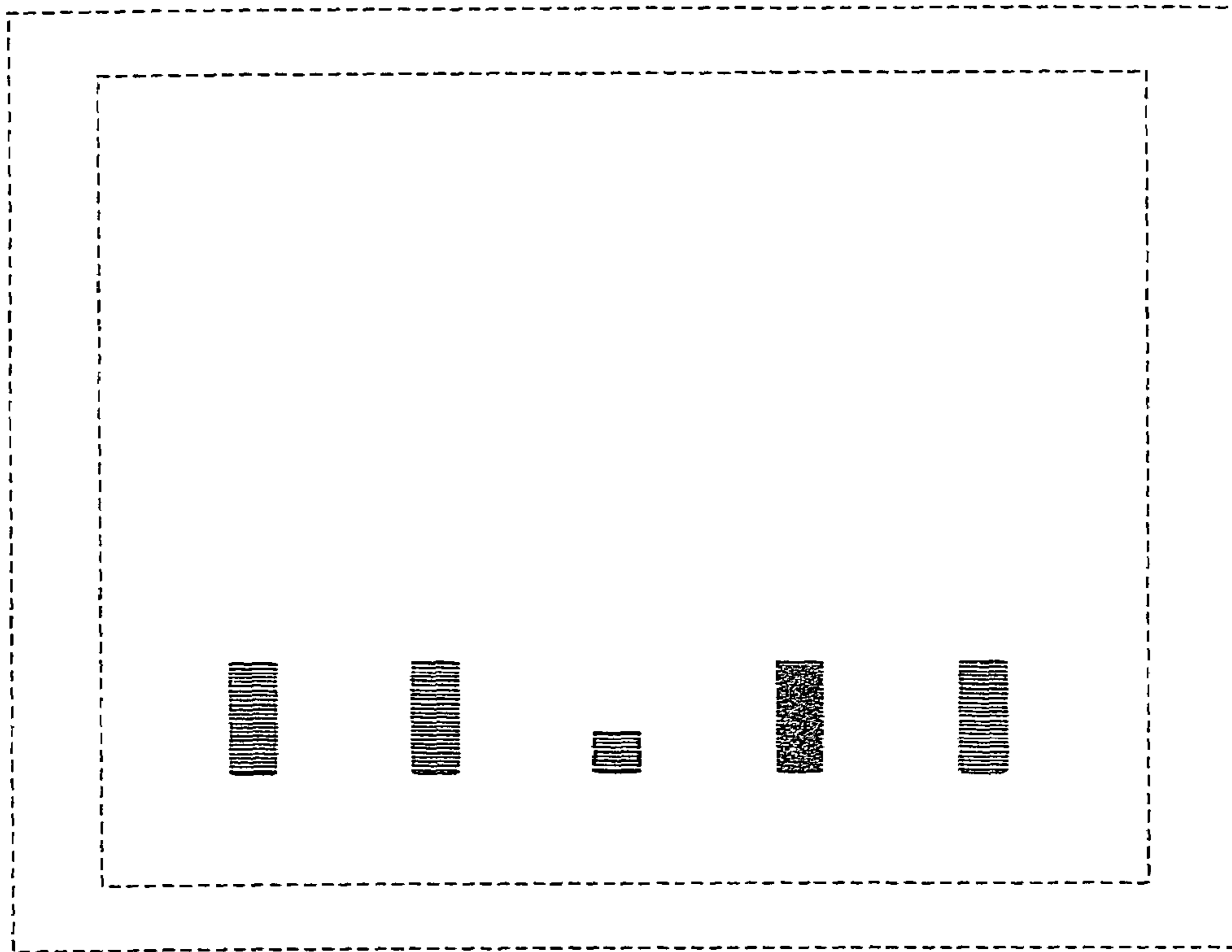


FIG. 3

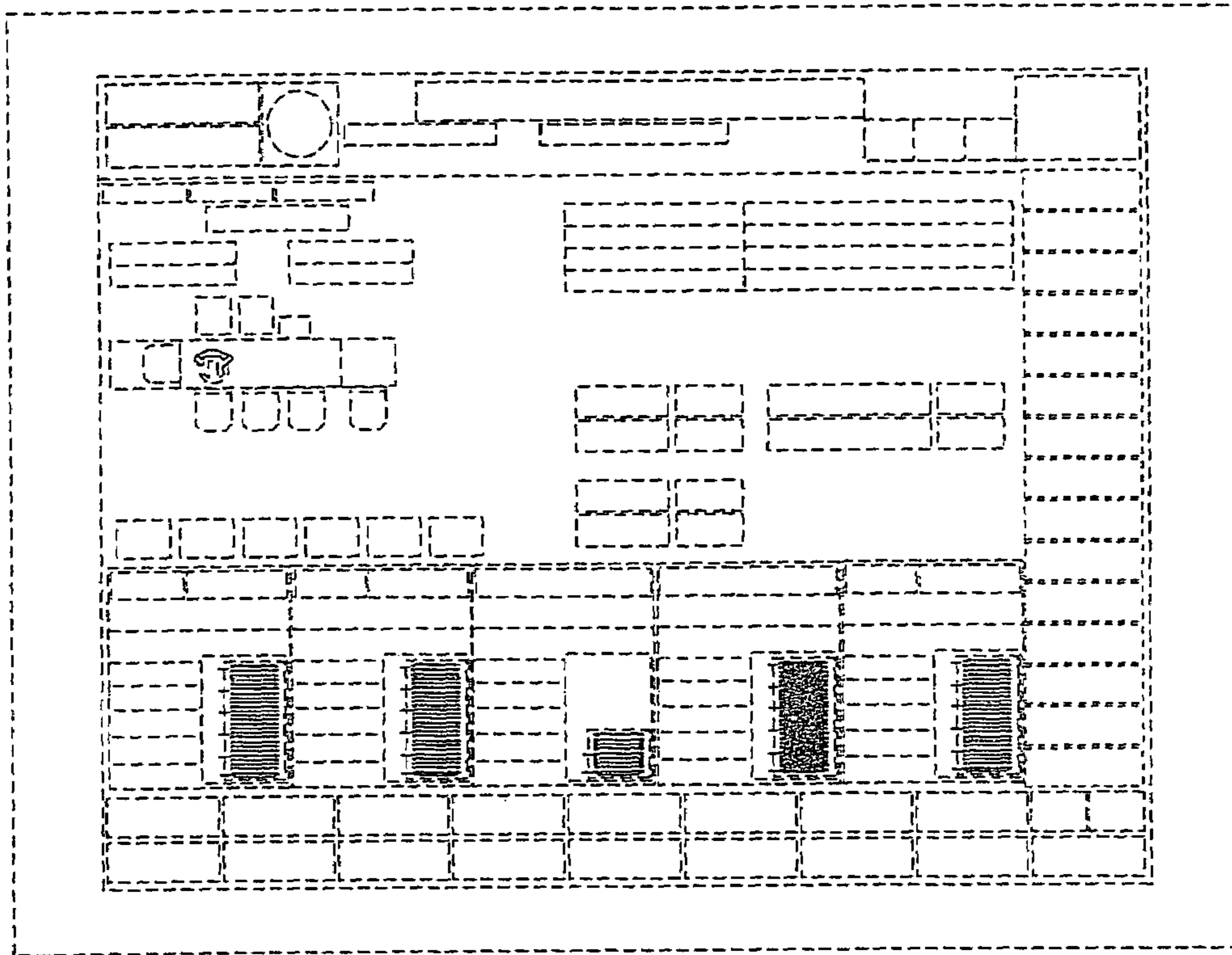


FIG. 4

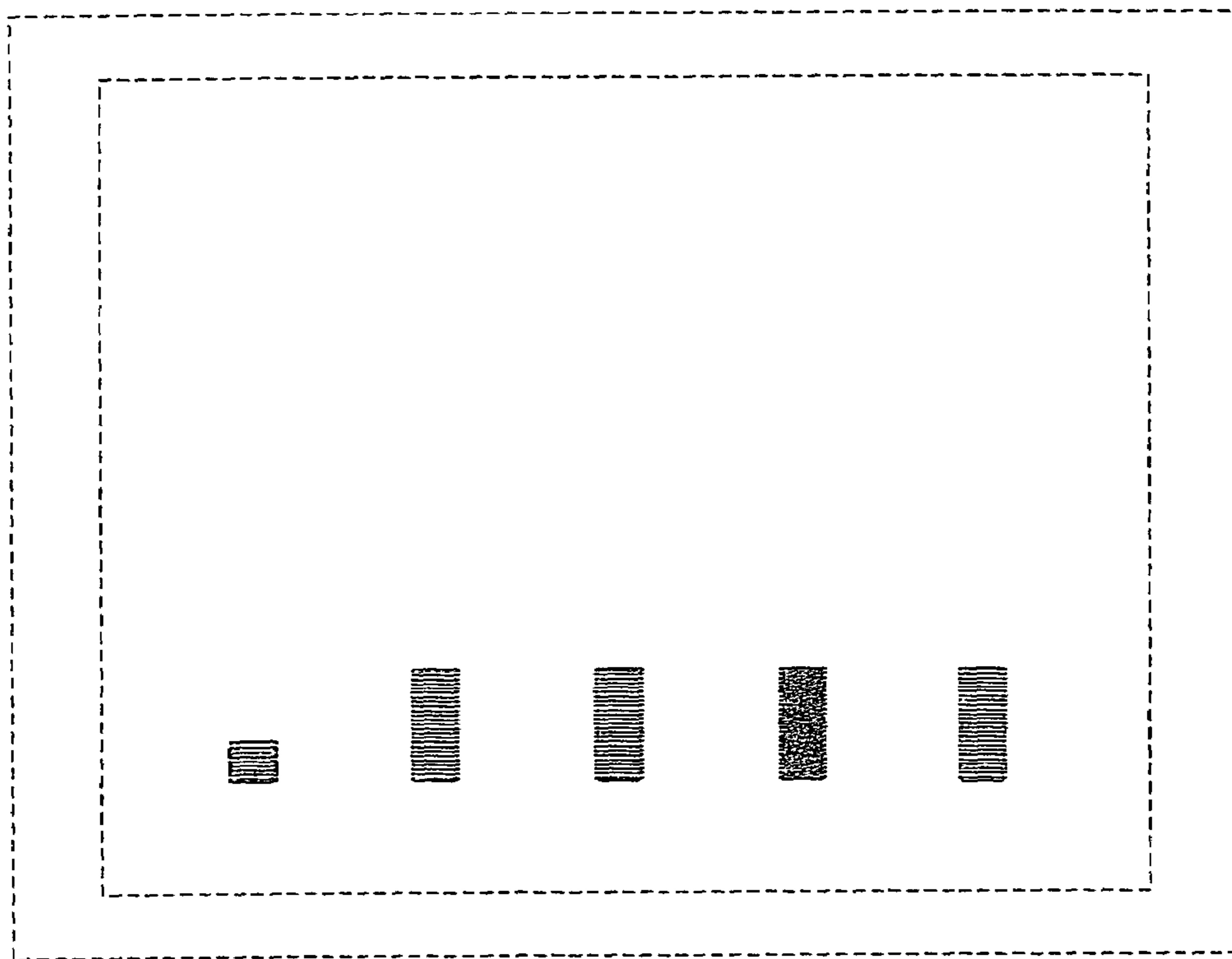


FIG. 5

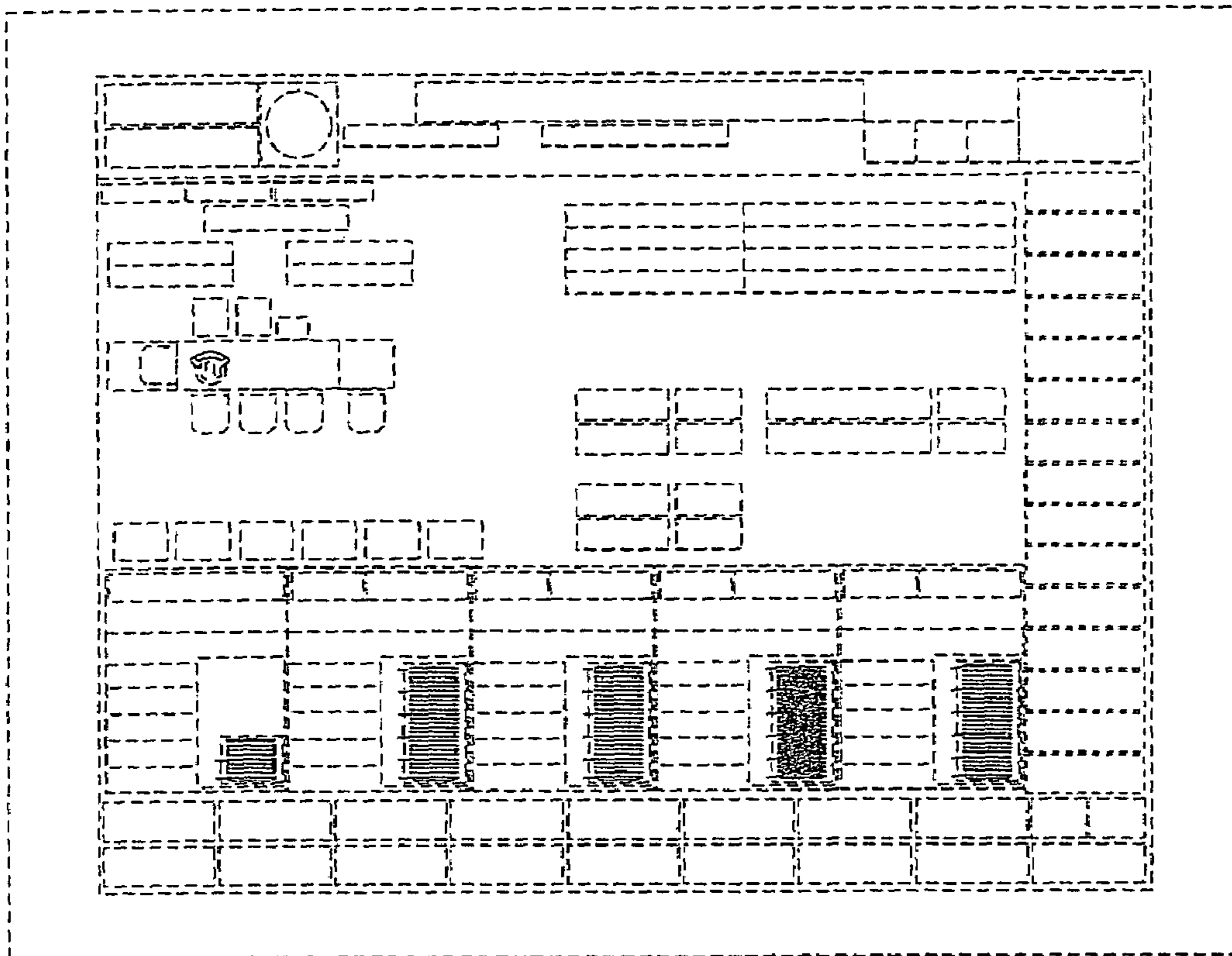


FIG. 6