



US00D592647S

(12) **United States Design Patent**
L'Henaff et al.

(10) **Patent No.:** **US D592,647 S**

(45) **Date of Patent:** **** May 19, 2009**

(54) **HOUSING FOR AN ELECTRONIC DEVICE**

(75) Inventors: **Jean-Jacques L'Henaff**, Pelham, NY (US); **William Cowles**, Brooklyn, NY (US)

(73) Assignee: **Audiovox Electronics Corporation**, Hauppauge, NY (US)

(**) Term: **14 Years**

(21) Appl. No.: **29/266,013**

(22) Filed: **Sep. 13, 2006**

(51) **LOC (9) Cl.** **14-03**

(52) **U.S. Cl.** **D14/240**

(58) **Field of Classification Search** D14/356, D14/358, 233, 240, 242, 300, 348, 388, 433, D14/218; D13/184, 199, 110, 137.2; 360/69; 379/220.1, 220.14, 25, 93.09, 93.15, 156, 379/900, 338, 329; 381/124; 607/36; 455/550.1
See application file for complete search history.

(56) **References Cited**

U.S. PATENT DOCUMENTS

D289,286 S *	4/1987	Aldrich et al.	D14/240
D431,230 S *	9/2000	Began	D13/184
D453,154 S *	1/2002	Åstradsson	D14/240
D460,443 S *	7/2002	Brunner et al.	D14/240
D485,551 S *	1/2004	Mikkola et al.	D14/240

D529,904 S *	10/2006	Yeo	D14/240
D530,709 S *	10/2006	Bang et al.	D14/240
D535,651 S *	1/2007	Wong et al.	D14/240
D559,234 S *	1/2008	Girard	D14/240

* cited by examiner

Primary Examiner—Charles A Rademaker

(74) *Attorney, Agent, or Firm*—Gerald T. Bodner

(57) **CLAIM**

The ornamental design for a housing for an electronic device, as shown and described.

DESCRIPTION

FIG. 1 is a top perspective view of a housing for an electronic device showing our new design;

FIG. 2 is a bottom perspective view thereof;

FIG. 3 is a top plan view thereof;

FIG. 4 is a bottom plan view thereof;

FIG. 5 is a front elevational view thereof;


FIG. 6 is a rear elevational view thereof;

FIG. 7 is a left elevational view thereof; and,

FIG. 8 is a right elevational view thereof.

The broken lines are for illustrative purposes only and form no part of the claimed design.

1 Claim, 3 Drawing Sheets



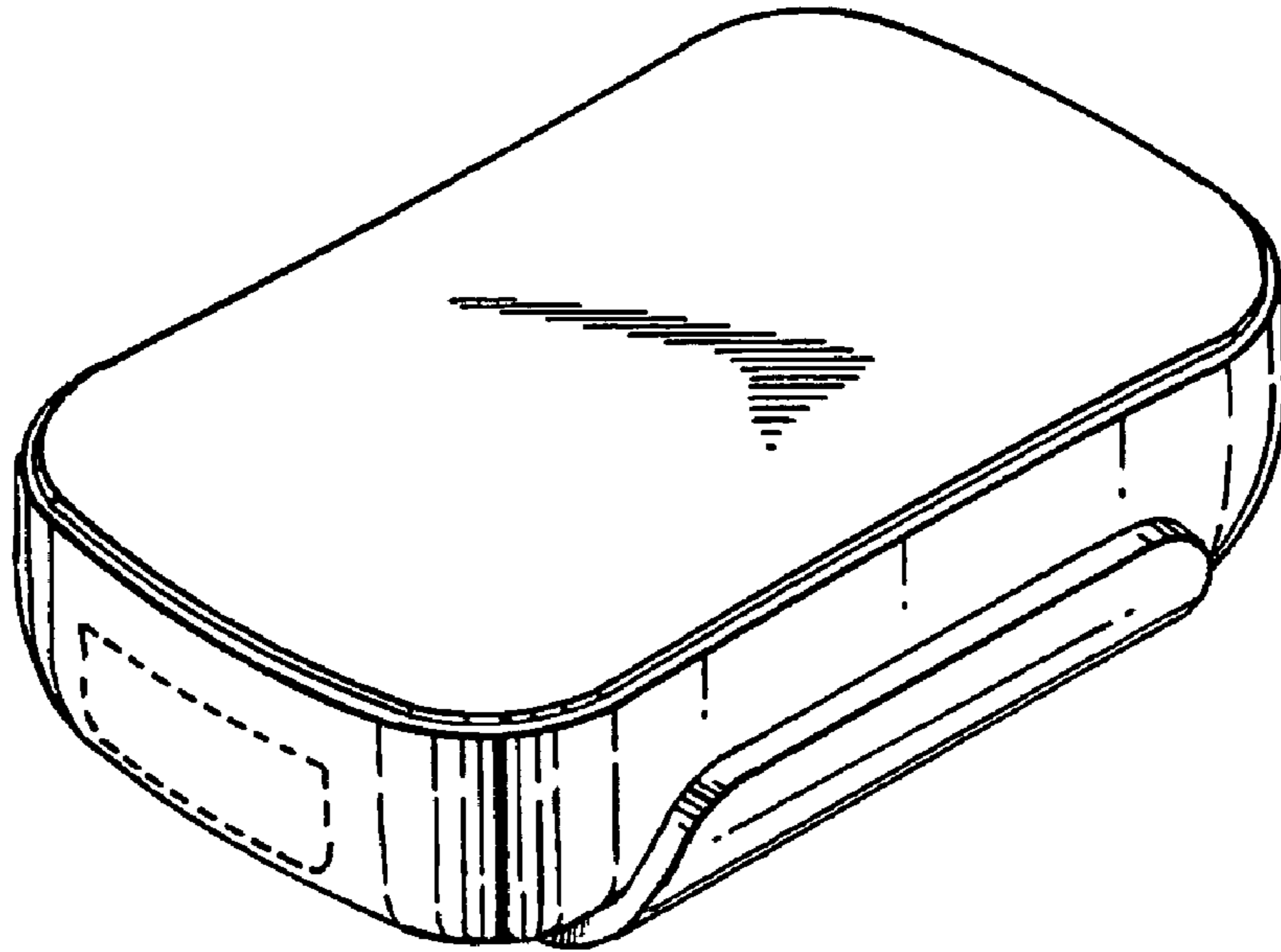


Fig. 1




Fig. 2

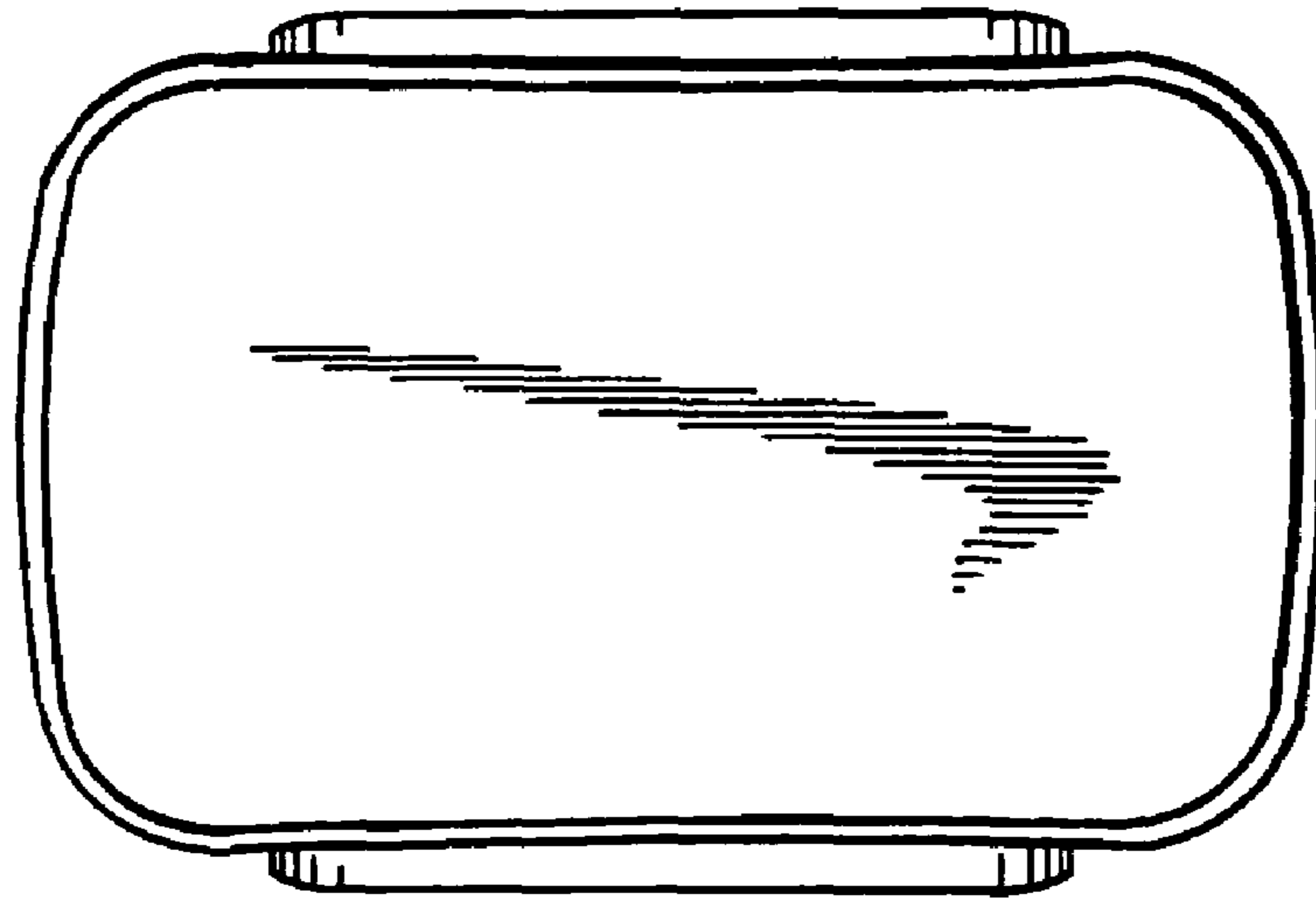


Fig. 3

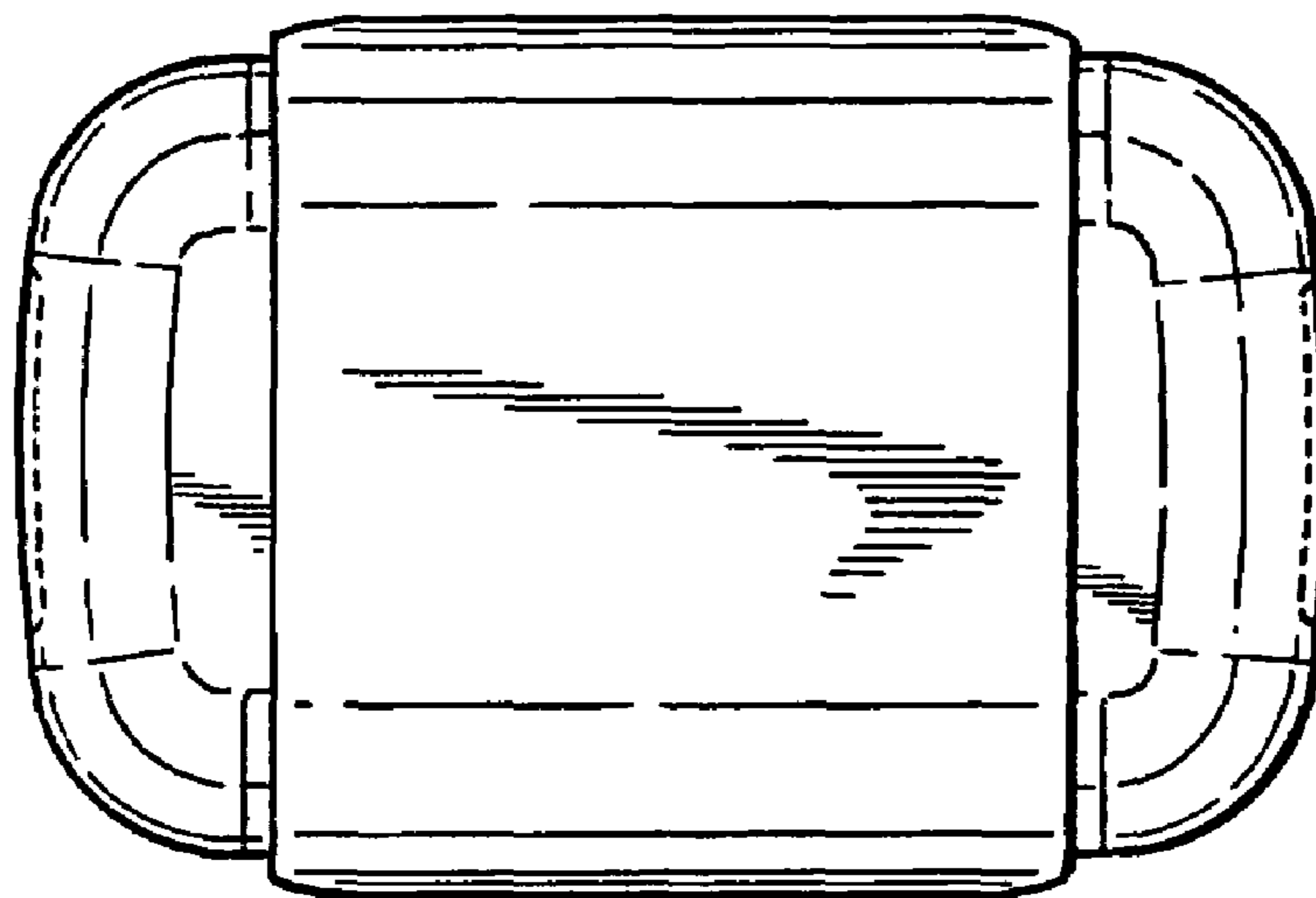


Fig. 4




Fig. 5




Fig. 6

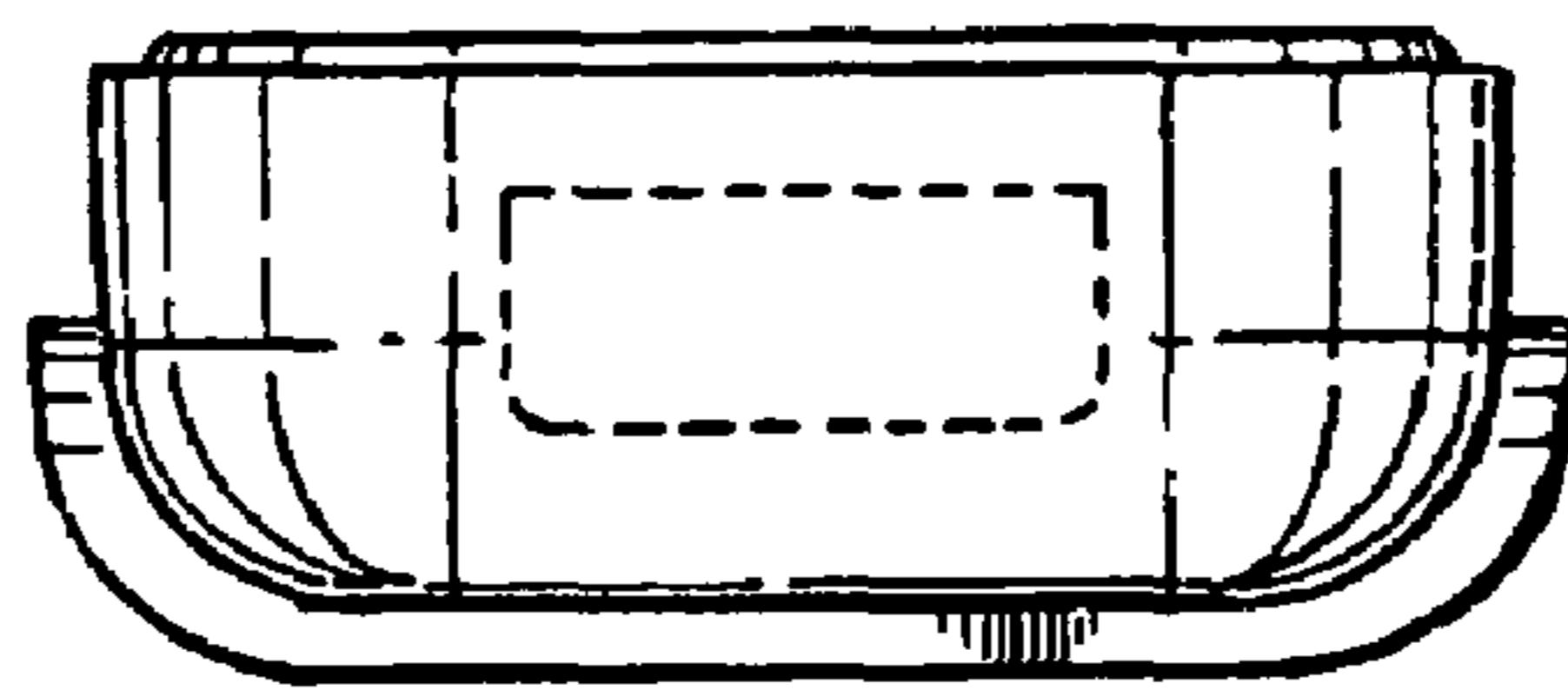


Fig. 7

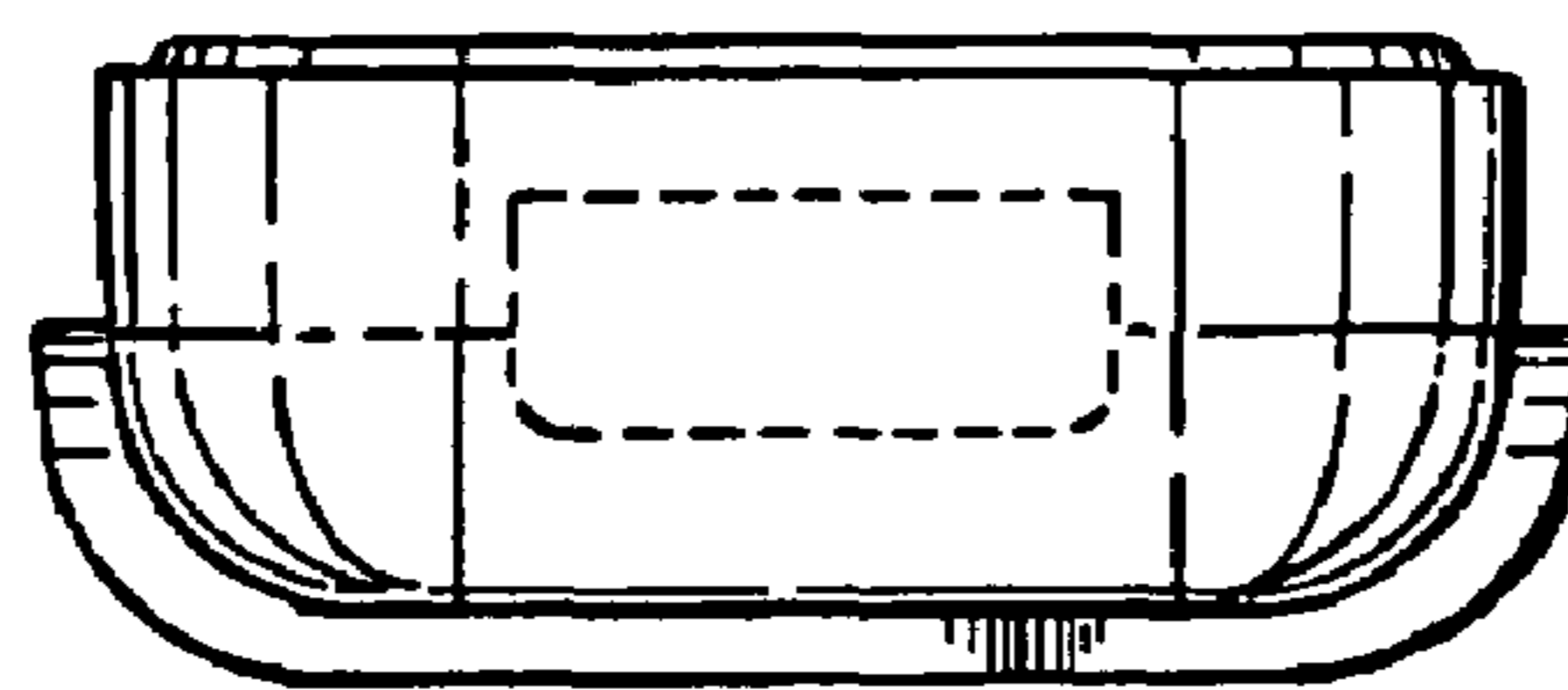


Fig. 8