



US00D592635S

(12) **United States Design Patent**
Obata et al.

(10) **Patent No.:** **US D592,635 S**
(45) **Date of Patent:** **** May 19, 2009**

(54) **DIGITAL VOICE RECORDER**

(75) Inventors: **Yasushi Obata**, Takatsuki (JP); **Eiji Wakabayashi**, Daito (JP)

(73) Assignee: **Sanyo Electric Co., Ltd.**, Osaka (JP)

(**) Term: **14 Years**

(21) Appl. No.: **29/329,848**

(22) Filed: **Dec. 22, 2008**

(30) **Foreign Application Priority Data**

Jun. 26, 2008 (JP) D2008-016484

(51) **LOC (9) Cl.** **14-01**

(52) **U.S. Cl.** **D14/167**

(58) **Field of Classification Search** D14/167,
D14/154, 168, 188, 496, 156, 160, 161, 162,
D14/163, 164, 165, 192; D16/208; D26/38;
455/351, 350

See application file for complete search history.

(56) **References Cited**

U.S. PATENT DOCUMENTS

D278,899 S *	5/1985	Takata	D14/165
D310,079 S *	8/1990	Mitsuse	D14/165
D427,176 S *	6/2000	Obata	D14/167
D438,857 S *	3/2001	Ishii	D14/161
D450,309 S *	11/2001	Ishii et al.	D14/167
D473,535 S *	4/2003	Ishii	D14/167
D484,482 S *	12/2003	Tanio	D14/167
D507,557 S *	7/2005	Meguro	D14/167

D533,862 S *	12/2006	Jinde	D14/167
D558,183 S *	12/2007	Aoki	D14/167
D560,687 S *	1/2008	Kim et al.	D14/496
2005/0224332 A1 *	10/2005	Yamaguchi	200/547

FOREIGN PATENT DOCUMENTS

JP	D1248035	8/2005
JP	D1248437	8/2005
JP	D1264292	3/2006
JP	D1264532	3/2006
JP	D1292318	1/2007

* cited by examiner

Primary Examiner—Cathron C Brooks

Assistant Examiner—Austin Murphy

(74) *Attorney, Agent, or Firm*—Darby & Darby P.C.

(57) **CLAIM**

The ornamental design for digital voice recorder, as shown and described.

DESCRIPTION

FIG. 1 is front, top, right-side perspective view of our new design for digital voice recorder;

FIG. 2 is a front elevation view thereof;

FIG. 3 is a rear elevation view thereof;

FIG. 4 is a left-side elevation view thereof;

FIG. 5 is a right-side elevation view thereof;

FIG. 6 is a top plan view thereof; and,

FIG. 7 is a bottom plan view thereof.

1 Claim, 2 Drawing Sheets

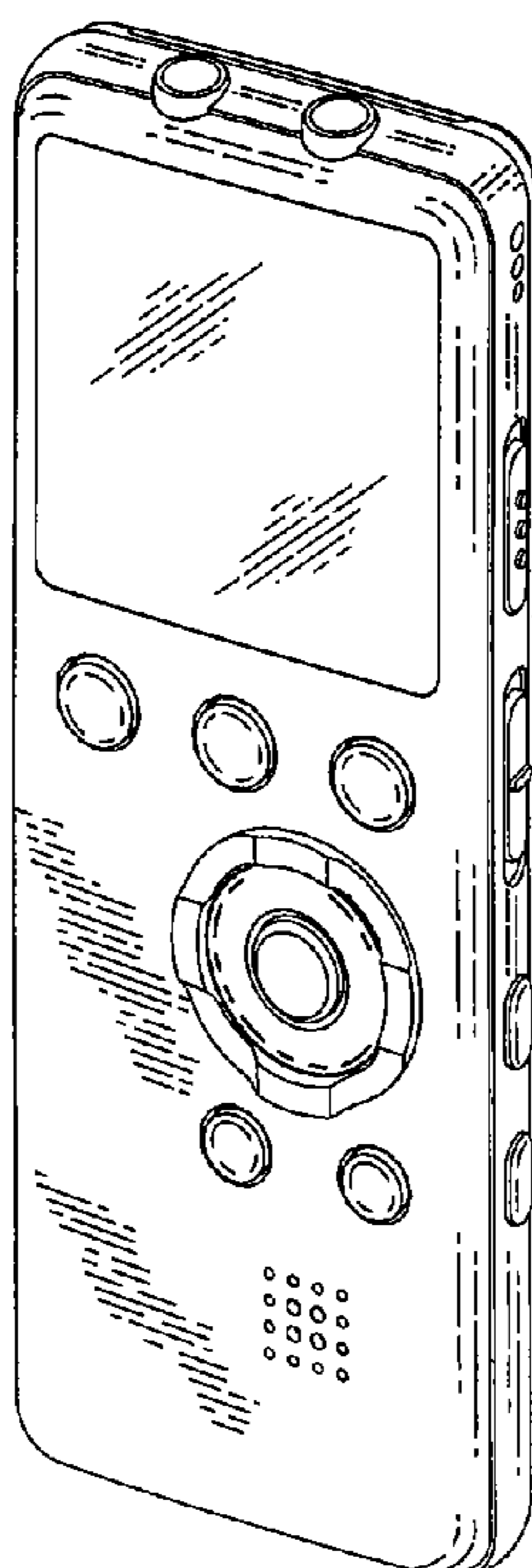


FIG.3

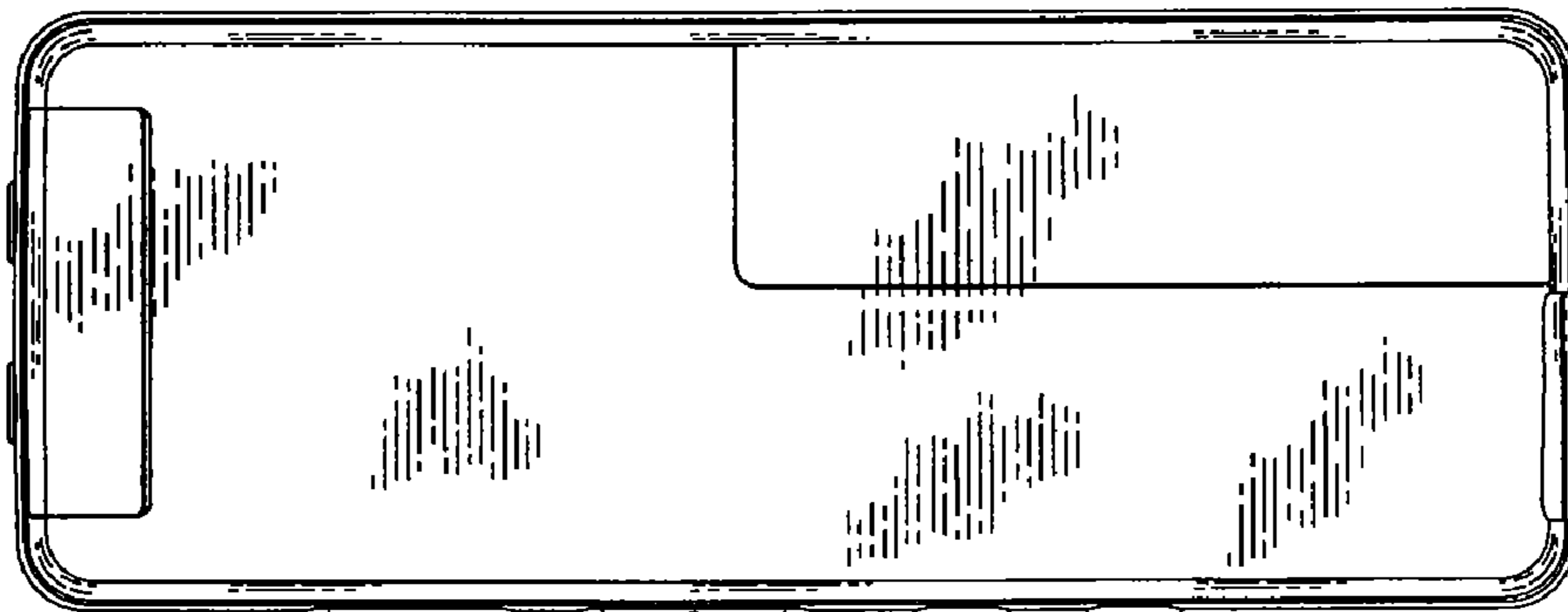


FIG.2

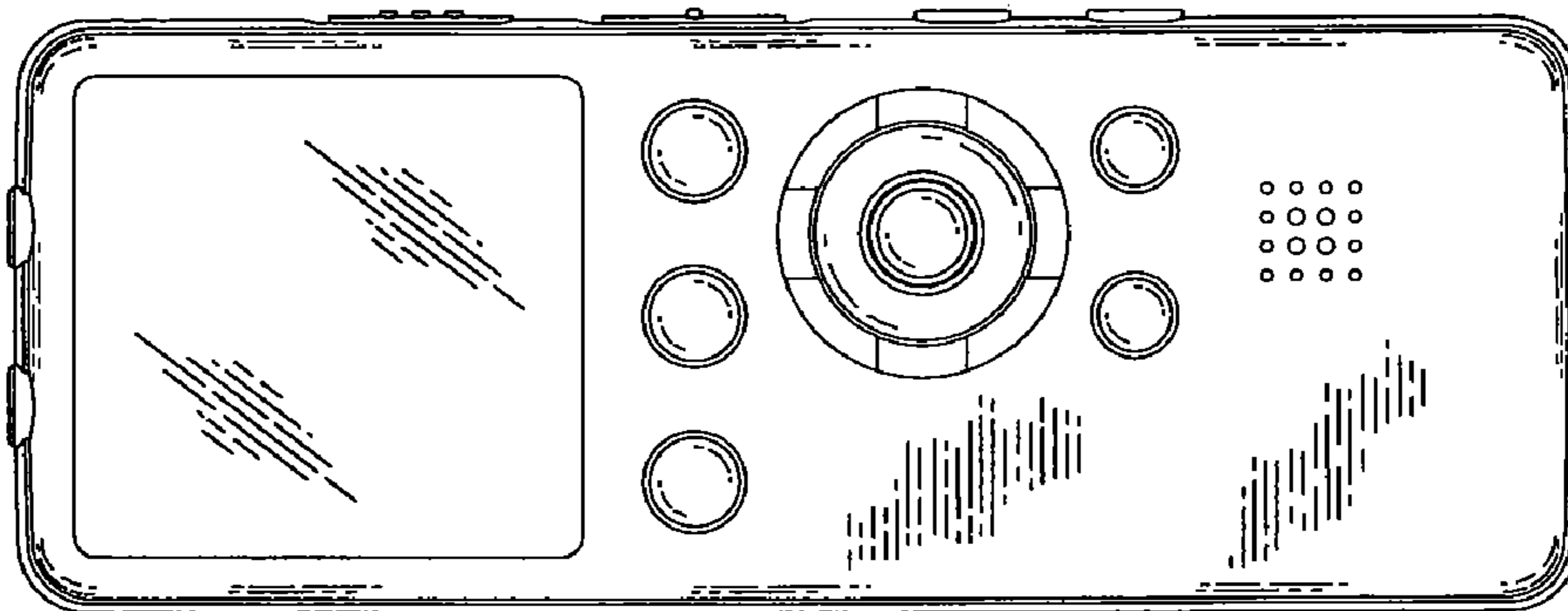


FIG.1

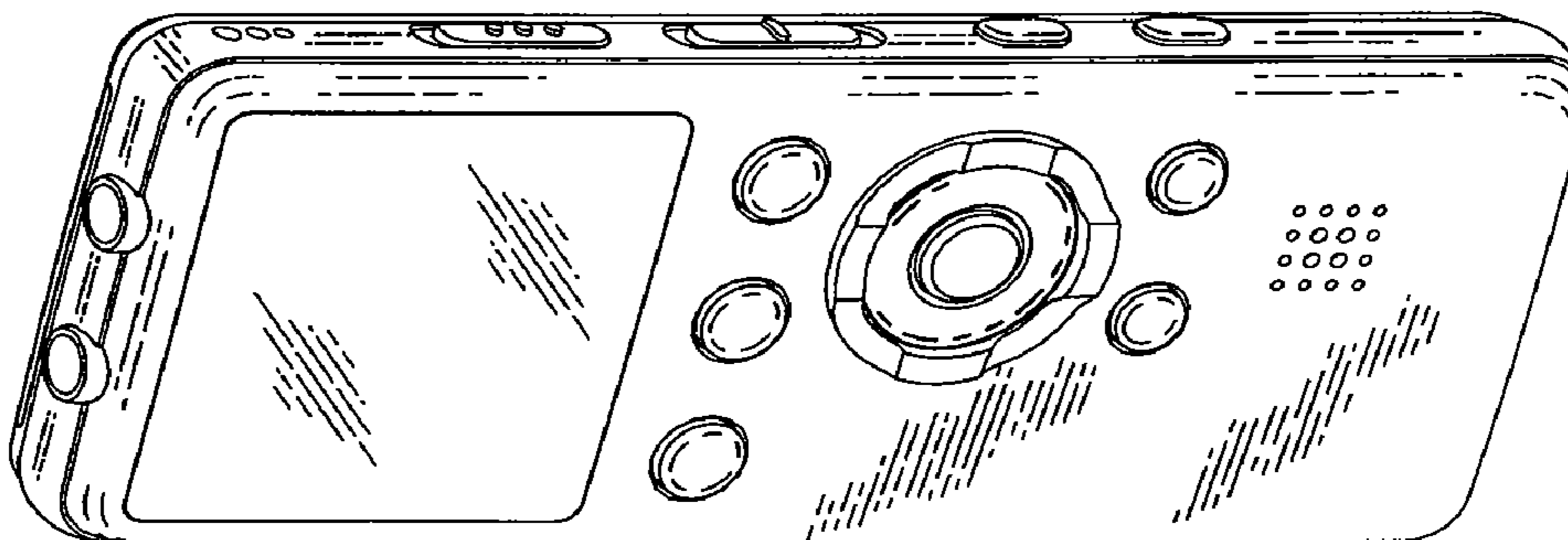


FIG.7

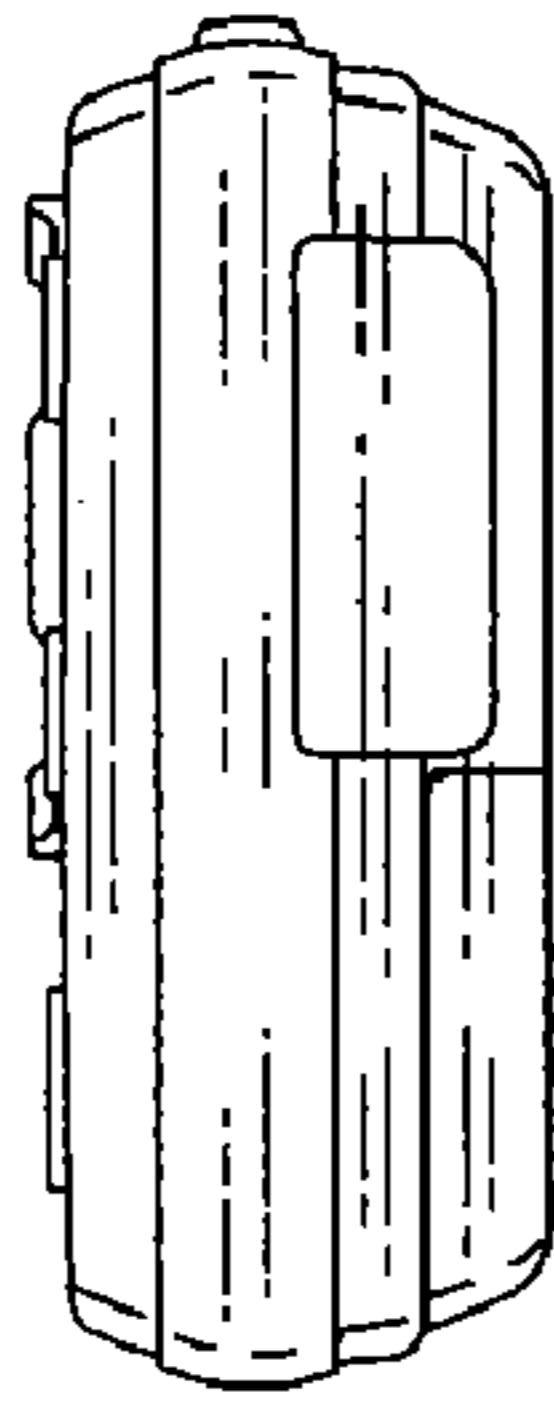


FIG.6

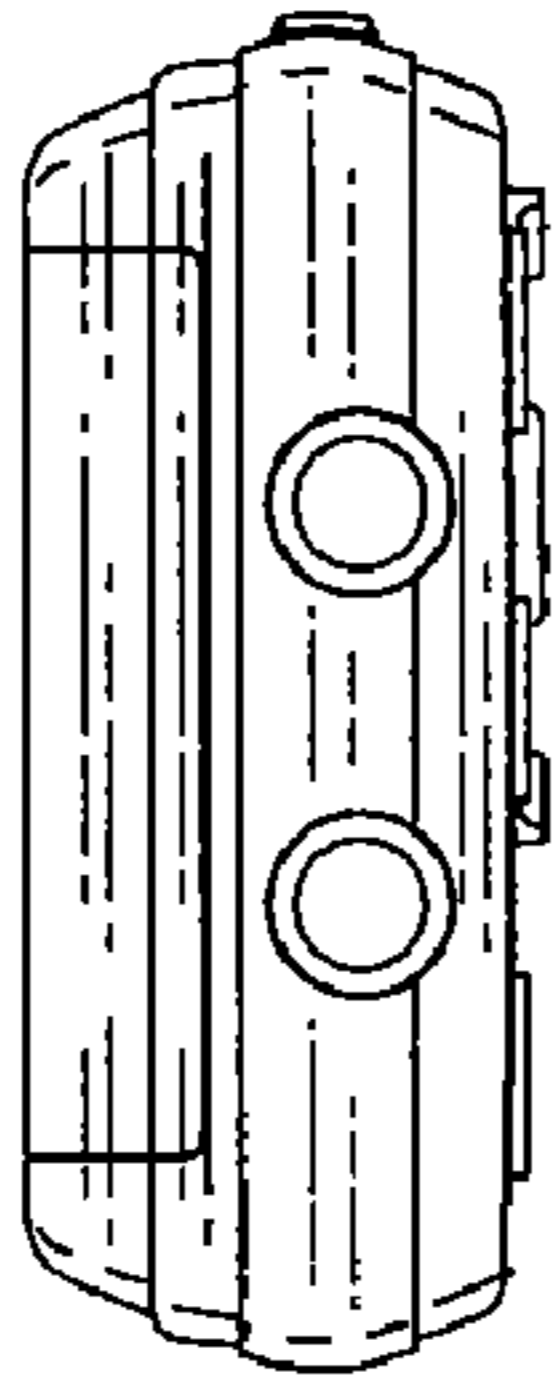


FIG.5




FIG.4

