



US00D592632S

(12) **United States Design Patent**
Lee

(10) **Patent No.:** **US D592,632 S**
(45) **Date of Patent:** **** May 19, 2009**

(54) **TELEPHONE**

(75) Inventor: **Dong-Kyu Lee**, Kyunggi-do (KR)

(73) Assignee: **Samsung Electronics Co., Ltd.**, Suwon, Kyunggi-Do (KR)

(**) Term: **14 Years**

(21) Appl. No.: **29/301,674**

(22) Filed: **Mar. 12, 2008**

(51) **LOC (9) Cl.** **14-03**

(52) **U.S. Cl.** **D14/150; D14/130; D14/240**

(58) **Field of Classification Search** D14/130,
D14/137, 140, 140.1, 140.8, 141.1, 141.3,
D14/142, 149-151, 158-159, 168, 171-172,
D14/188, 211, 214, 225-226, 240, 243, 251,
D14/253, 299, 336, 215, 167; 379/387.01,
379/388.02, 420.02, 447, 453, 434; 381/16;
D13/107-108; 191/12.2 R

See application file for complete search history.

(56) **References Cited**

U.S. PATENT DOCUMENTS

4,875,234	A	*	10/1989	Tragatschnig	379/434
D327,479	S	*	6/1992	Britz	D14/225
D331,747	S	*	12/1992	Takahashi	D14/336
D387,065	S	*	12/1997	Volan et al.	D14/243
D394,258	S	*	5/1998	Fitzgerald	D14/150
D421,603	S		3/2000	Meurer		
D434,399	S	*	11/2000	Lanet	D14/130
D469,071	S	*	1/2003	Hsu	D14/142
D471,542	S	*	3/2003	Sim	D14/240
D481,370	S	*	10/2003	Popowski et al.	D14/150
D489,358	S	*	5/2004	Chen	D14/215

D511,764	S	*	11/2005	Tokioka	D14/167
D552,071	S		10/2007	Park et al.		
D552,588	S		10/2007	Park et al.		
D556,189	S	*	11/2007	Bourne et al.	D14/240
D557,248	S	*	12/2007	Wada	D14/150
D559,225	S		1/2008	Denhez et al.		

OTHER PUBLICATIONS

ClearOne Chat 50 USB, <URL:http://www.101phones.com/details/0-7298/Chat-50USB.html>, retrieved from internet Feb. 10, 2009.*
U.S. Appl. No. 29/301,675, Applicant: Dong-Kyu Lee, filed Mar. 12, 2008 entitled Telephone.

* cited by examiner

Primary Examiner—Charles A Rademaker

Assistant Examiner—Carla Jobe Wright

(74) *Attorney, Agent, or Firm*—Flynn, Thiel, Boutell & Tanis, P.C.

(57) **CLAIM**

I claim the ornamental design for a telephone, as shown and described.

DESCRIPTION

FIG. 1 is a top front perspective view of a telephone showing my new design;

FIG. 2 is a front elevational view thereof;

FIG. 3 is a rear elevational view thereof;

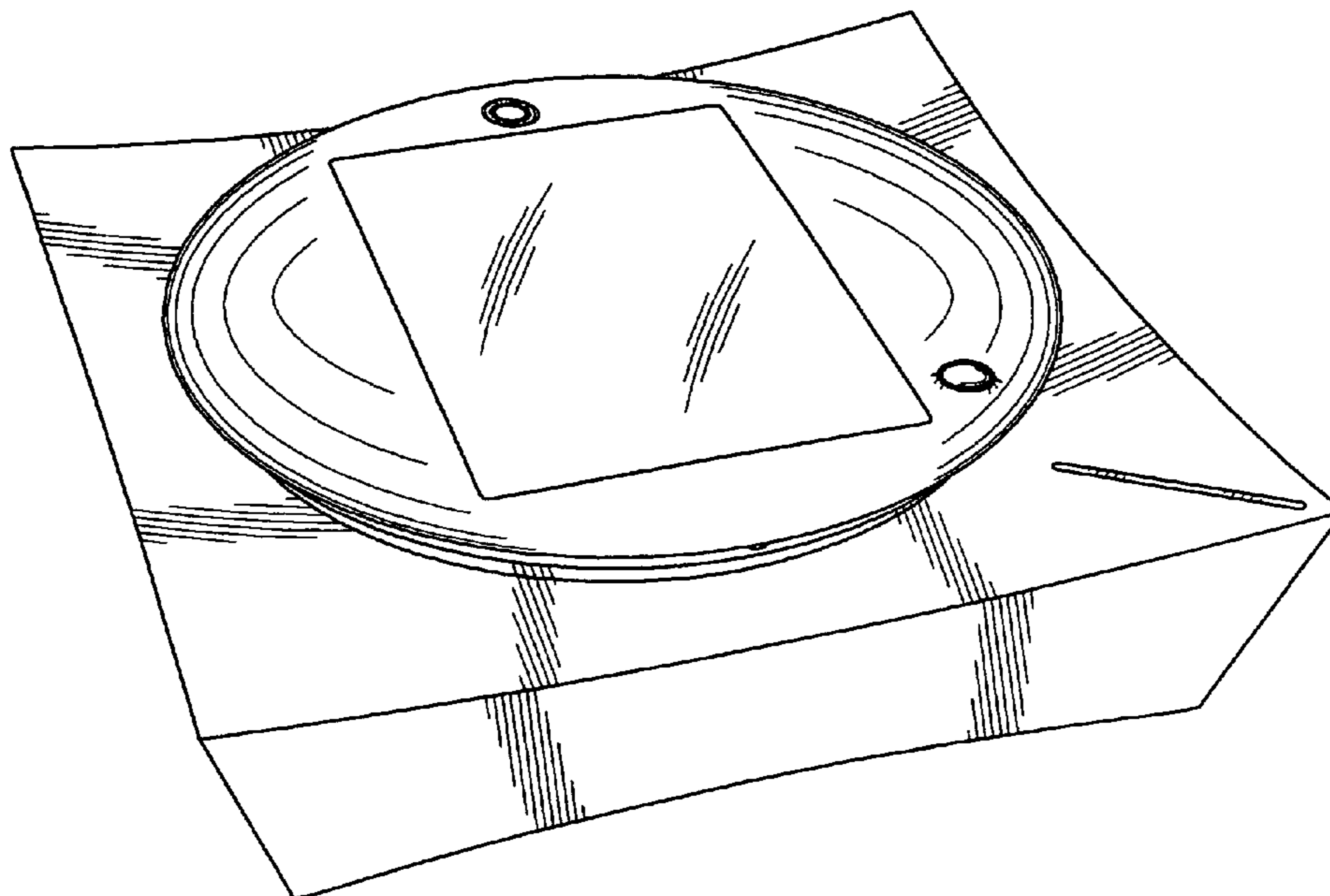
FIG. 4 is a left side elevational view thereof;

FIG. 5 is a right side elevational view thereof;

FIG. 6 is a top plan view thereof; and,

FIG. 7 is a bottom plan view thereof.

1 Claim, 5 Drawing Sheets



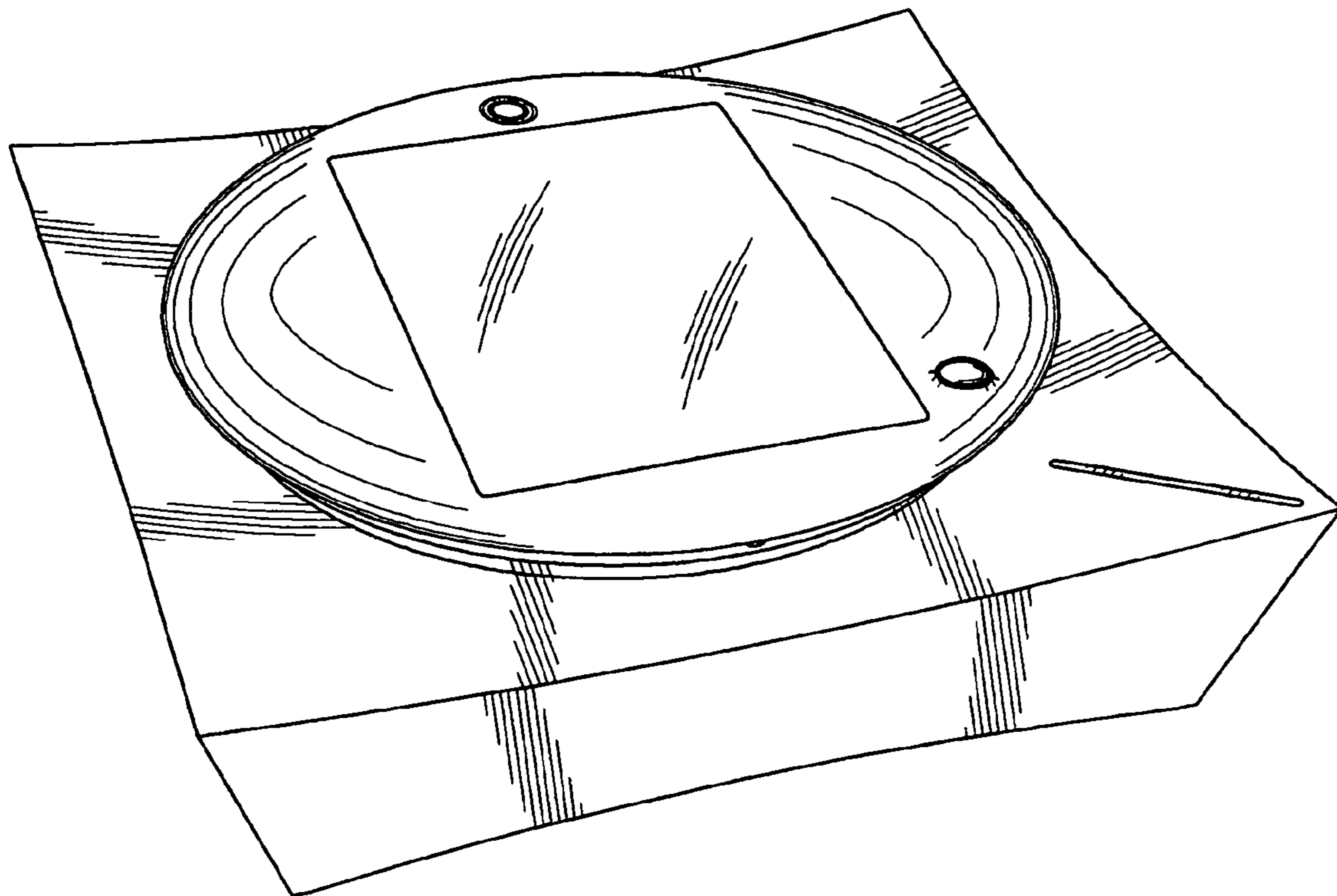


FIG.1




FIG. 2




FIG. 3

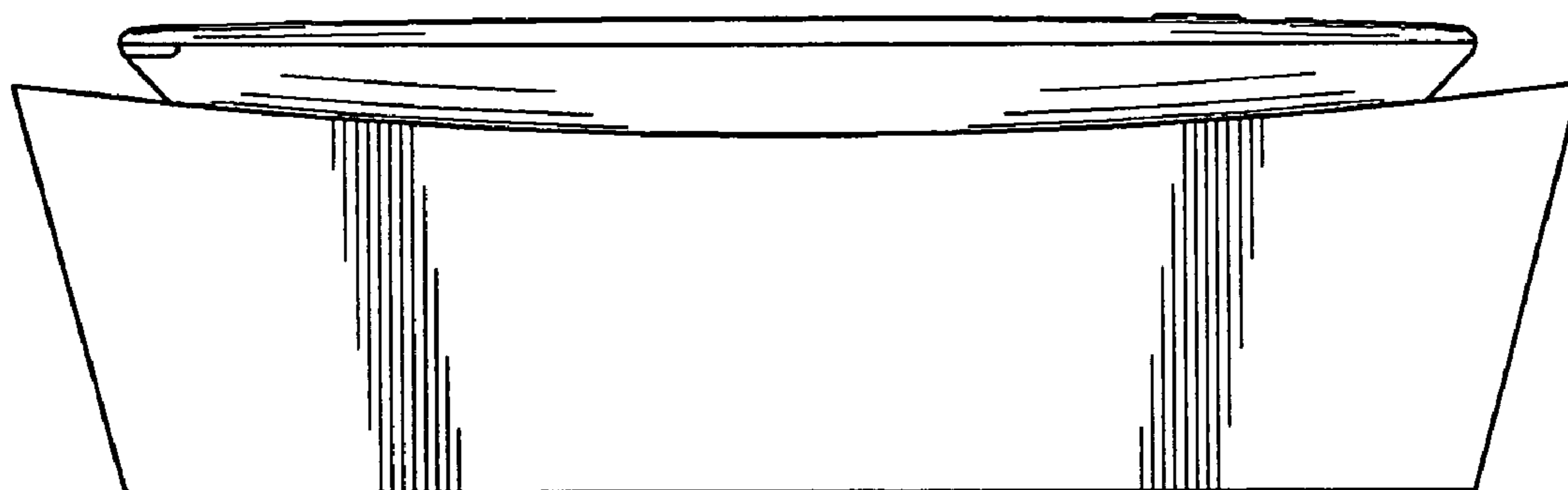


FIG. 4

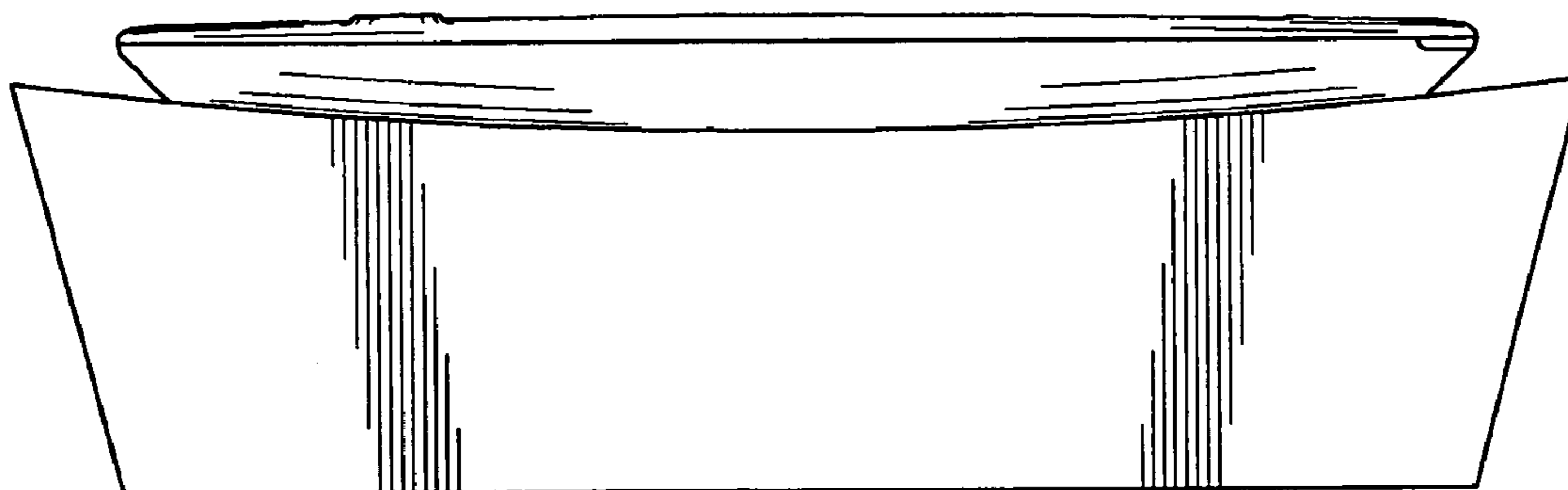


FIG. 5

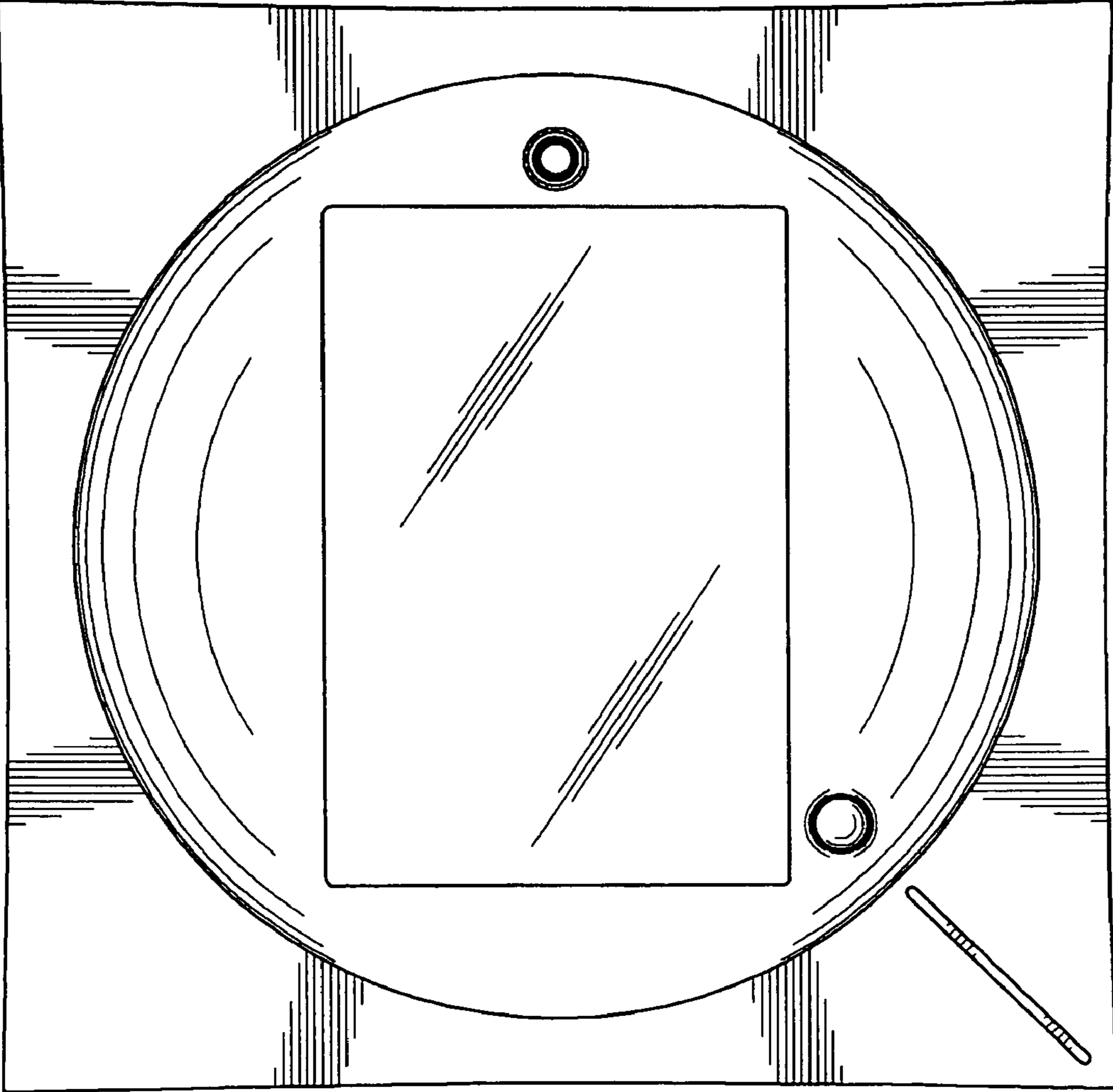


FIG.6

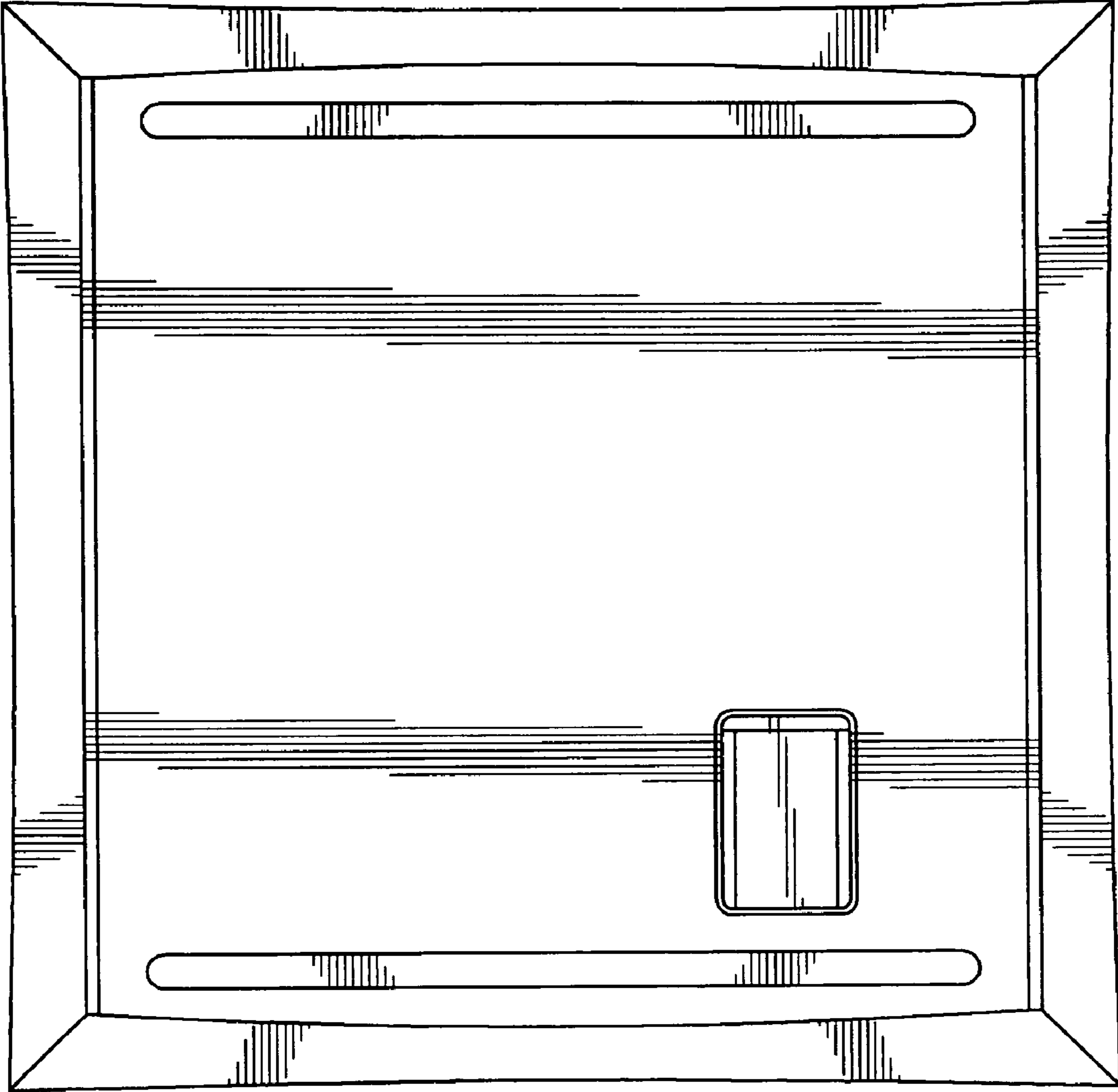


FIG. 7