



US00D592630S

(12) **United States Design Patent**  
**Robertson, Jr. et al.**

(10) **Patent No.:** **US D592,630 S**  
(45) **Date of Patent:** **\*\* May 19, 2009**

(54) **COMMUNICATION DEVICE**

2005/0159189 A1\* 7/2005 Iyer ..... 455/566

(75) Inventors: **William H. Robertson, Jr.**, Fort  
Lauderdale, FL (US); **Francis M.**  
**Staszsky**, Fort Lauderdale, FL (US);  
**Dan Mattano**, Varese (IT)

**OTHER PUBLICATIONS**

Motorola V1000 telephone, announced 1<sup>st</sup> quarter 2004, [online],  
[site visited Dec. 19, 2008]. Available from Internet ,<URL: http://  
www.gsmarena.com>.\*

(73) Assignee: **Motorola, Inc.**, Schaumburg, IL (US)

Samsung C500 telephone, announced Oct. 2007, [online], [site vis-  
ited Dec. 19, 2008]. Available from Internet ,<URL: http://www.  
gsmarena.com>.\*

(\*\*) Term: **14 Years**

Samsung Z107 telephone, announced 4<sup>th</sup> quarter 2004, [online], [site  
visited Dec. 19, 2008]. Available from Internet ,<URL: http://www.  
gsmarena.com>.\*

(21) Appl. No.: **29/304,416**

(Continued)

(22) Filed: **Feb. 29, 2008**

*Primary Examiner*—Jeffrey D Asch

(51) **LOC (9) Cl.** ..... **14-03**

(74) *Attorney, Agent, or Firm*—Larry G. Brown

(52) **U.S. Cl.** ..... **D14/138 AB**

(58) **Field of Classification Search** ..... D14/138 AB,  
D14/496, 341–347; 455/575.3

(57) **CLAIM**

See application file for complete search history.

The ornamental design for a communication device, as shown  
and described.

(56) **References Cited**

**DESCRIPTION**

**U.S. PATENT DOCUMENTS**

D475,986	S	*	6/2003	Ng et al.	.....	D14/138 AB
D476,968	S	*	7/2003	Yokoyama	.....	D14/138 AB
D483,342	S	*	12/2003	Lee et al.	.....	D14/138 AB
D489,699	S	*	5/2004	Hwang et al.	.....	D14/138 AB
D491,158	S	*	6/2004	Mou et al.	.....	D14/138 AB
D502,457	S	*	3/2005	Eigenstetter et al.	.....	D14/138 AB
D506,738	S	*	6/2005	Kim et al.	.....	D14/138 AB
D508,032	S	*	8/2005	Kim et al.	.....	D14/138 AB
D518,013	S	*	3/2006	Fuxen	.....	D14/138 AB
D519,096	S	*	4/2006	Kanaoka et al.	.....	D14/138 AB
D519,098	S	*	4/2006	Han et al.	.....	D14/138 AB
D546,794	S	*	7/2007	Kim et al.	.....	D14/138 AB
D555,615	S	*	11/2007	Lodato et al.	.....	D14/138 AB
D558,708	S	*	1/2008	Wolf et al.	.....	D14/138 AB
D568,848	S	*	5/2008	Wolf et al.	.....	D14/138 AB
D569,360	S	*	5/2008	Kim	.....	D14/138 AB
D569,362	S	*	5/2008	Kim	.....	D14/138 AB
D570,811	S	*	6/2008	Lee et al.	.....	D14/138 AB
D571,761	S	*	6/2008	Lee et al.	.....	D14/138
D572,223	S	*	7/2008	Lim	.....	D14/138
D576,995	S	*	9/2008	Jinde et al.	.....	D14/138 AB
2004/0097258	A1	*	5/2004	Lee et al.	.....	455/550.1
2004/0204122	A1	*	10/2004	Opela et al.	.....	455/565

FIG. 1 is a perspective view of an ornamental design for a  
communication device.

FIG. 2 is a front view thereof;

FIG. 3 is a rear view thereof;

FIG. 4 is a first side view thereof;

FIG. 5 is a second side view thereof;

FIG. 6 is a top view thereof;

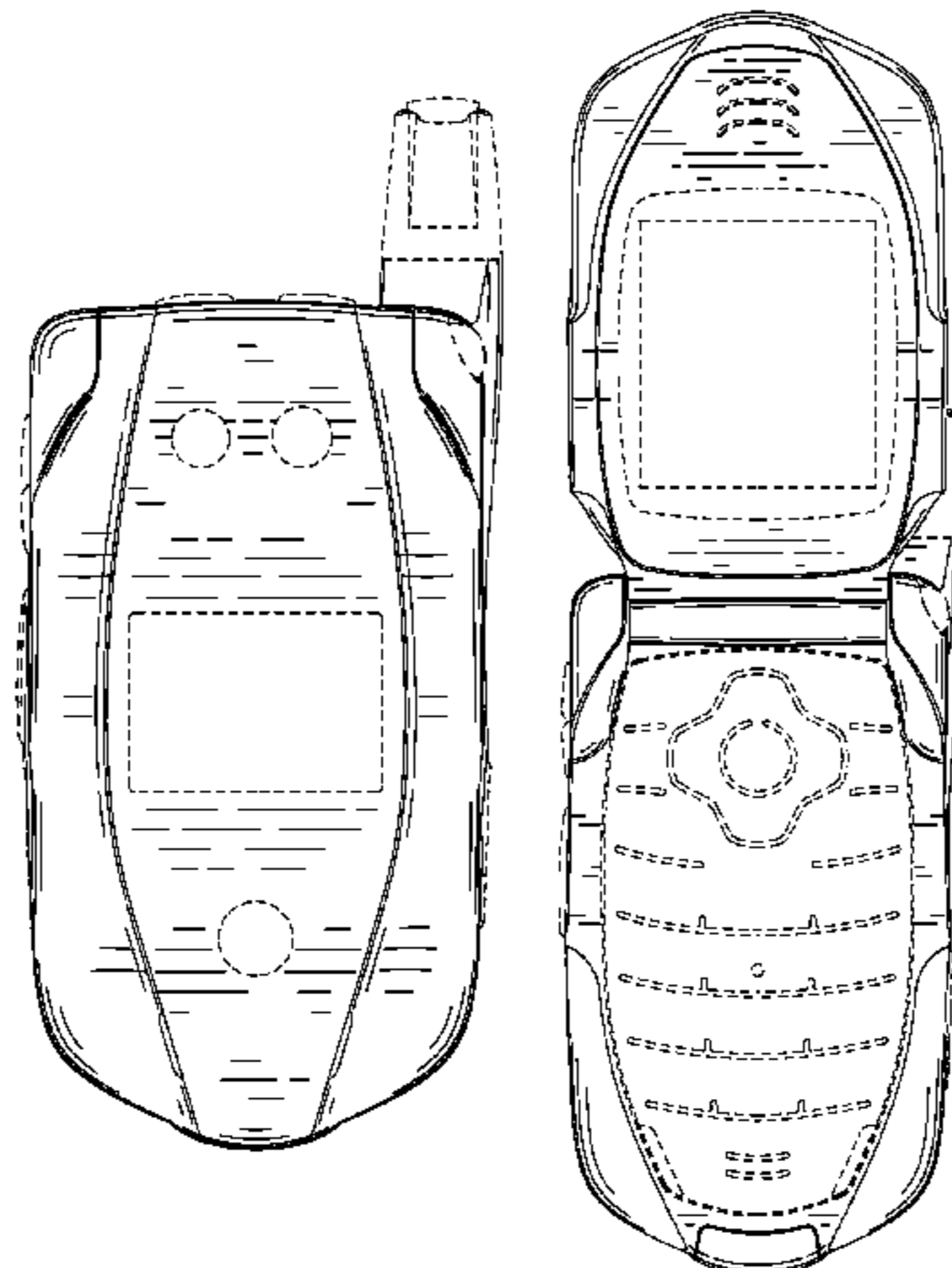
FIG. 7 is a bottom view thereof;

FIG. 8 is an open perspective view thereof; and,

FIG. 9 is an open front view thereof.

The broken lines shown in FIGS. 1–9 that are immediately  
adjacent to the shaded areas and define unshaded regions,  
represent the bounds of the claimed design, while all other  
broken lines are directed to environment and are for illustra-  
tive purposes only; the broken lines form no part of the  
claimed design.

**1 Claim, 7 Drawing Sheets**



OTHER PUBLICATIONS

LG F2100 telephone, announced 3<sup>rd</sup> quarter 2004, [online], [site visited Dec. 19, 2008]. Available from Internet ,<URL: <http://www.gsmarena.com>>.\*

Sharp TM150 telephone, announced 3rd quarter 2004, [online], [site visited Dec. 19, 2008]. Available from Internet ,<URL: <http://www.gsmarena.com>>.\*

Pantech PG-1000s telephone, announced 2<sup>nd</sup> quarter 2005, [online], [site visited Dec. 19, 2008]. Available from Internet ,<URL: <http://www.gsmarena.com>>.\*

Haier V6000 telephone, announced 2004, [online], [site visited Dec. 19, 2008]. Available from Internet ,<URL: <http://www.gsmarena.com>>.\*

\* cited by examiner

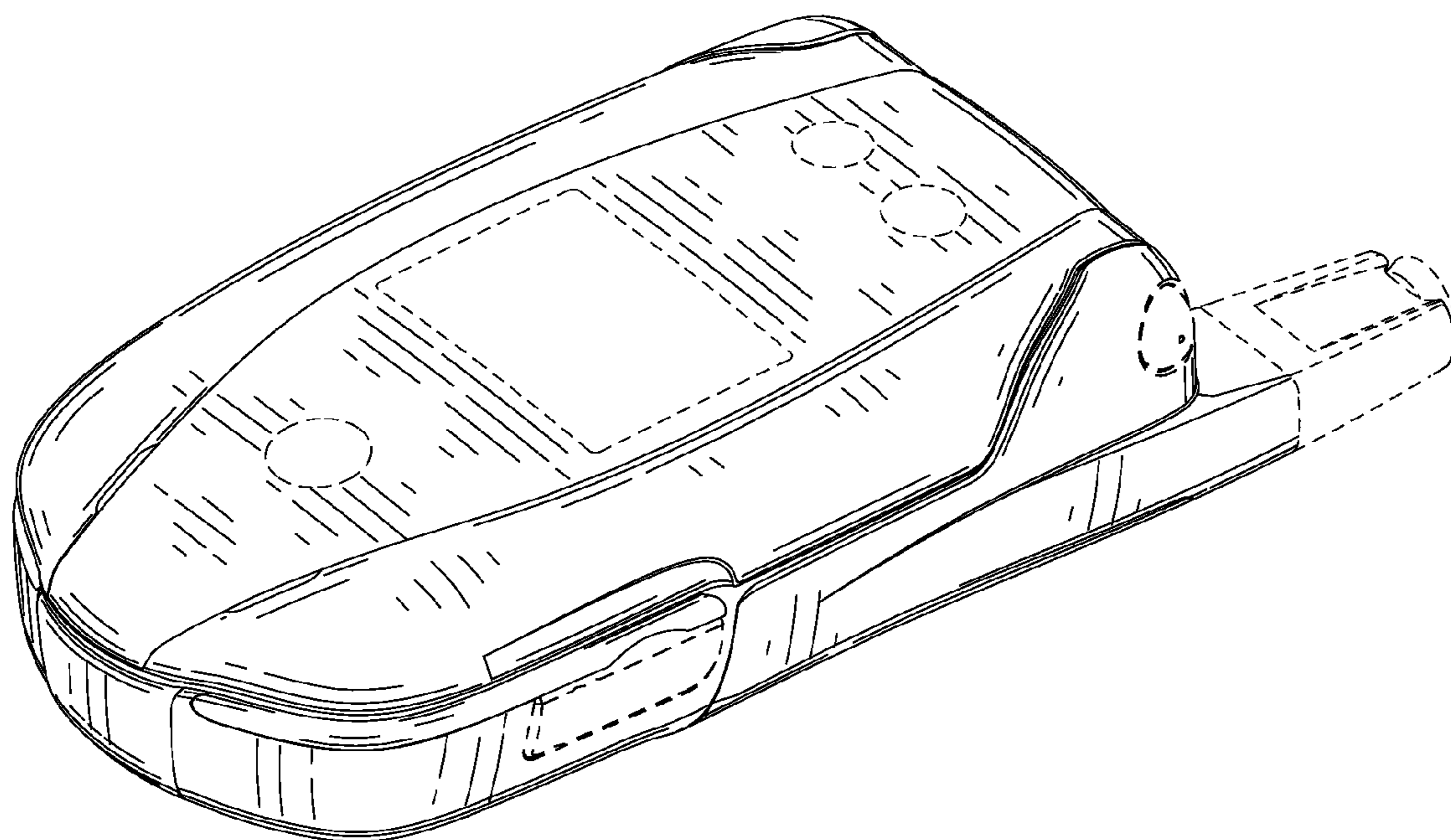


FIG. 1

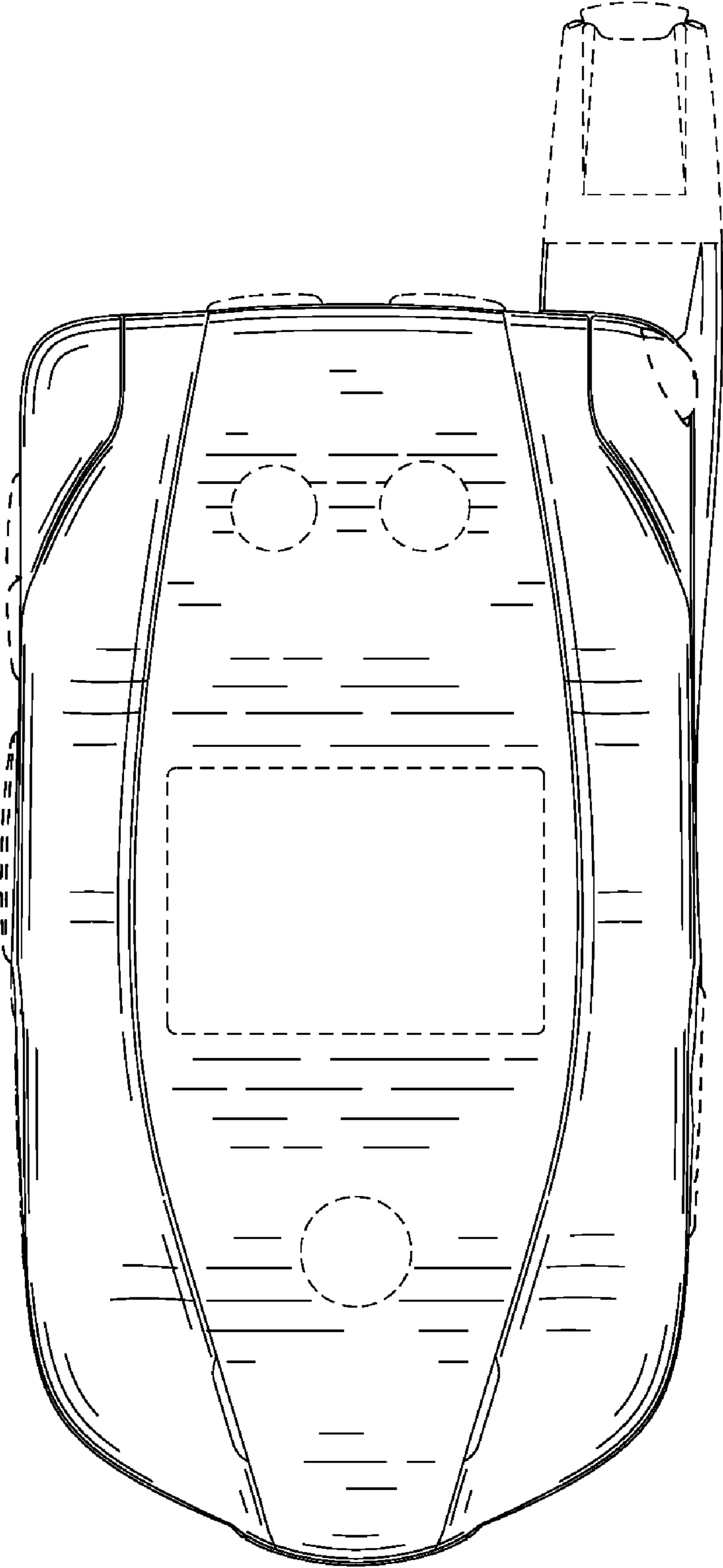


FIG. 2

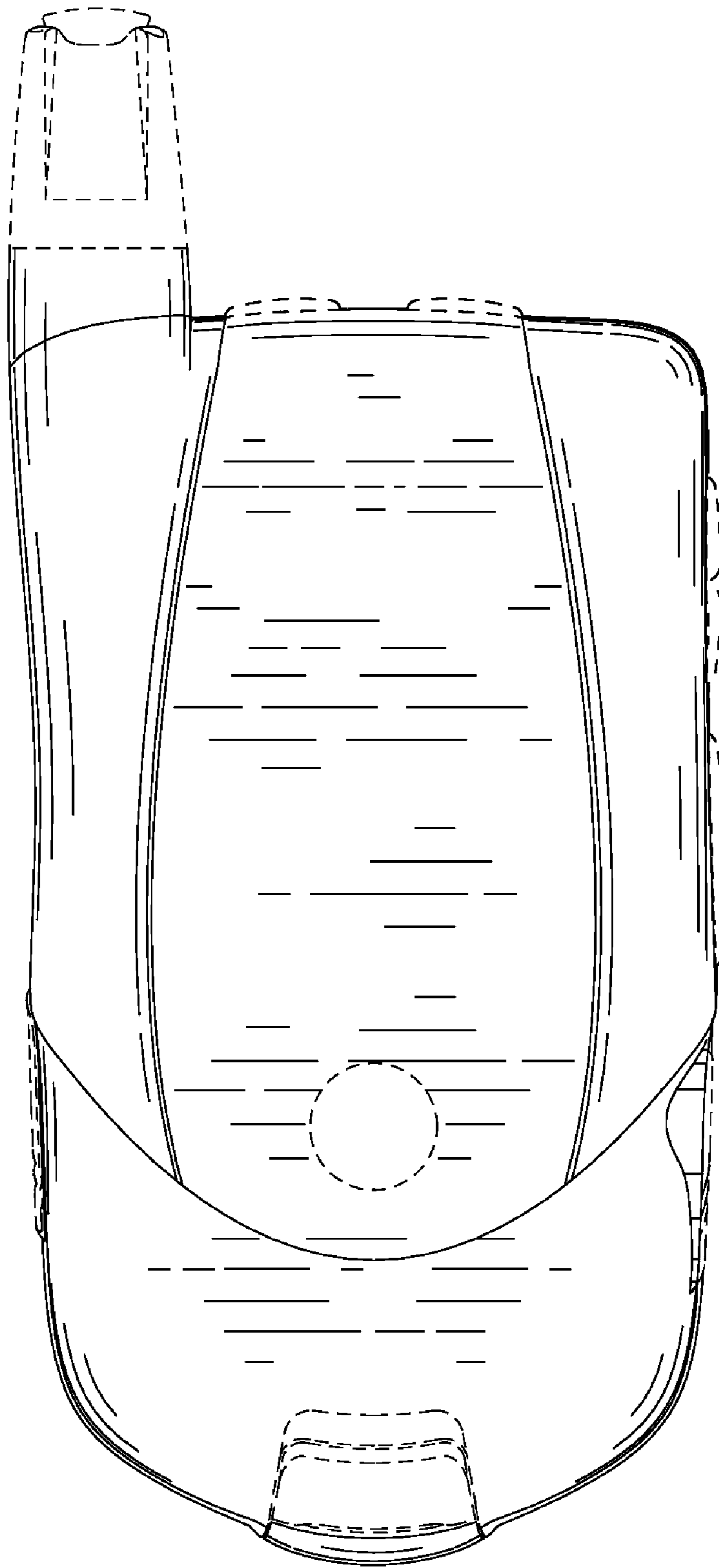


FIG. 3

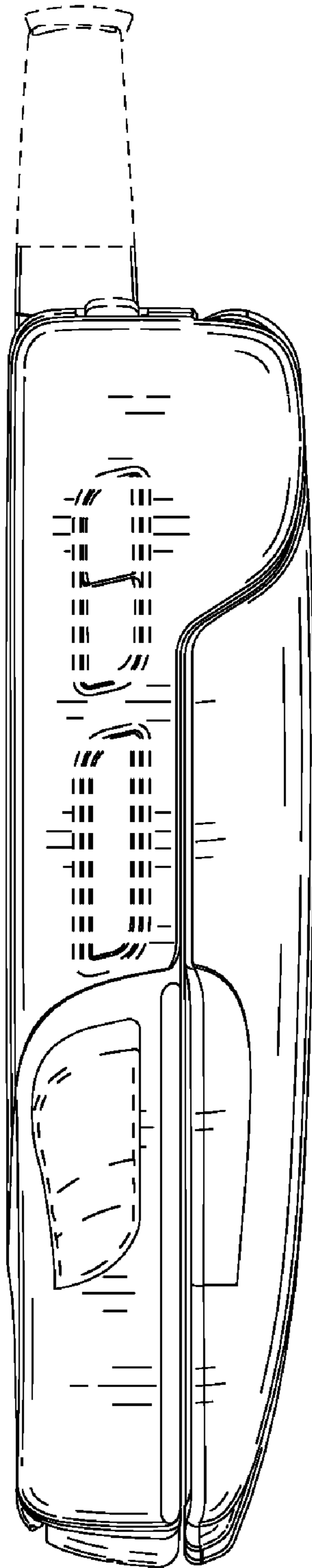


FIG. 4

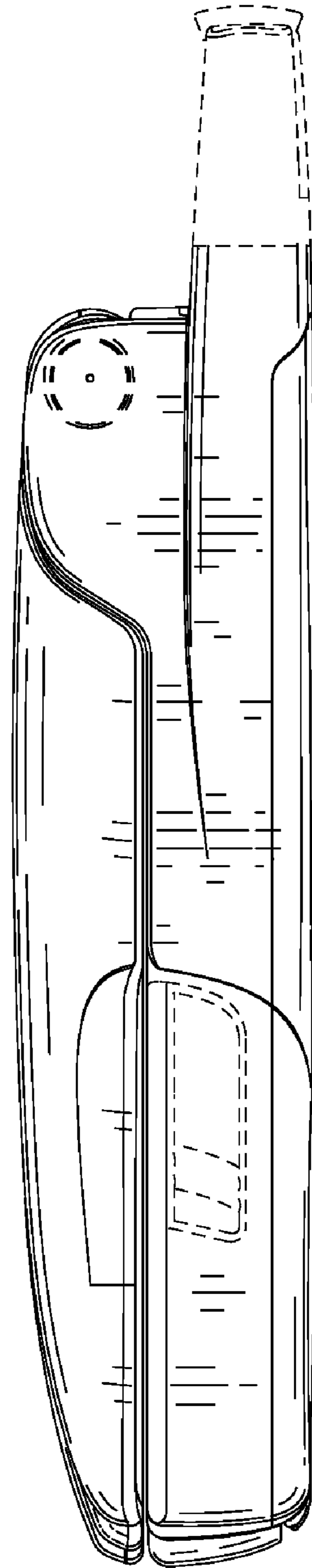


FIG. 5

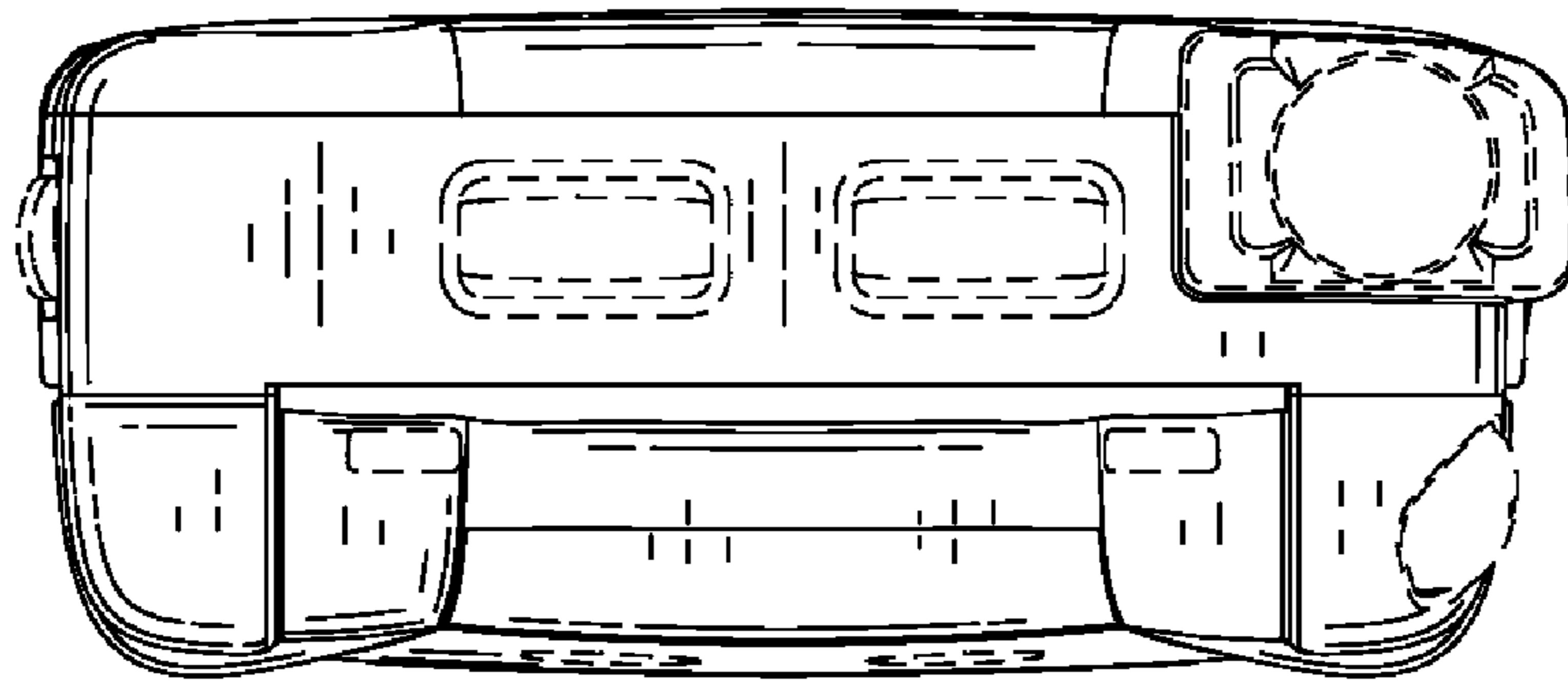


FIG. 6




FIG. 7

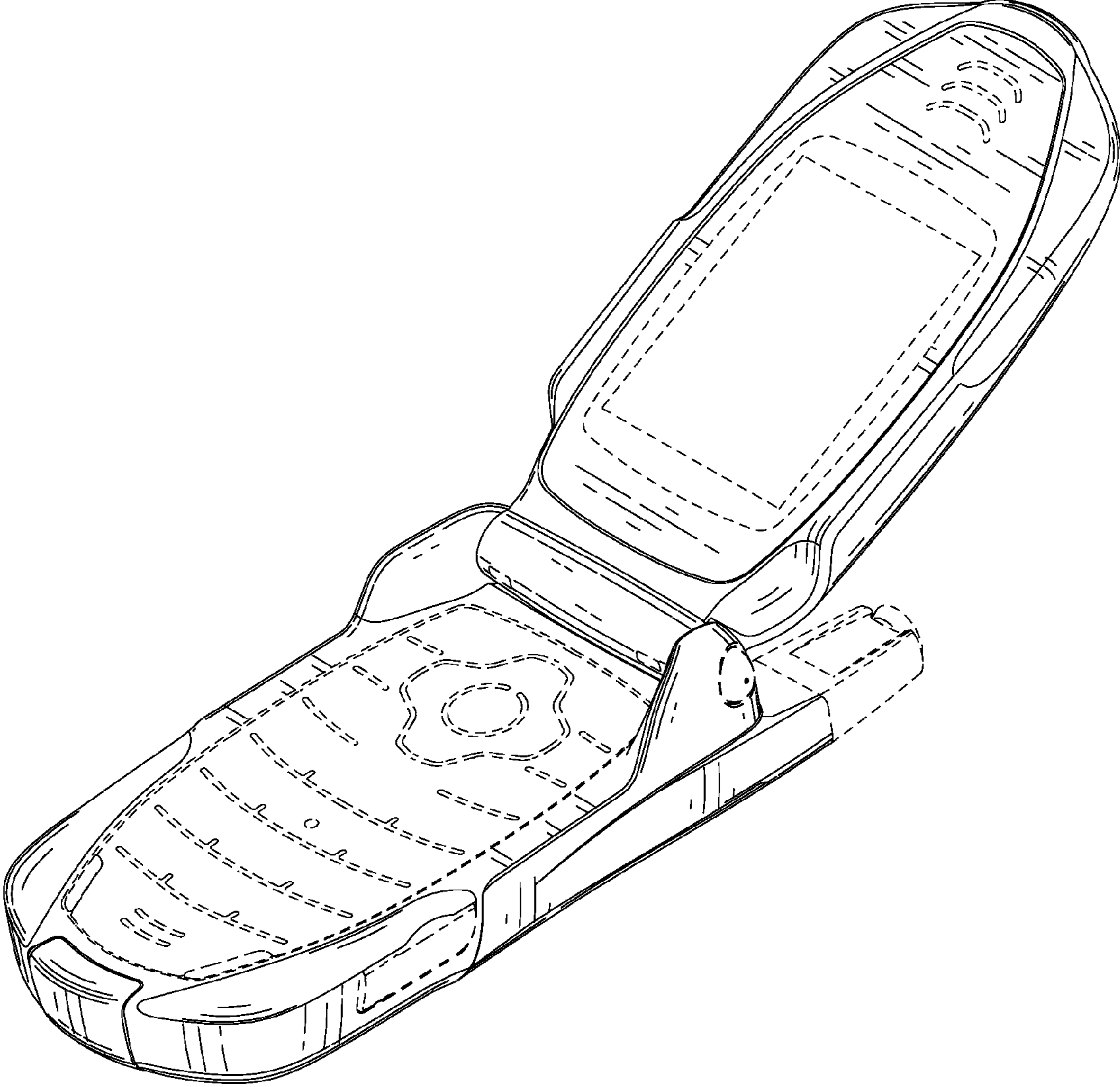


FIG. 8



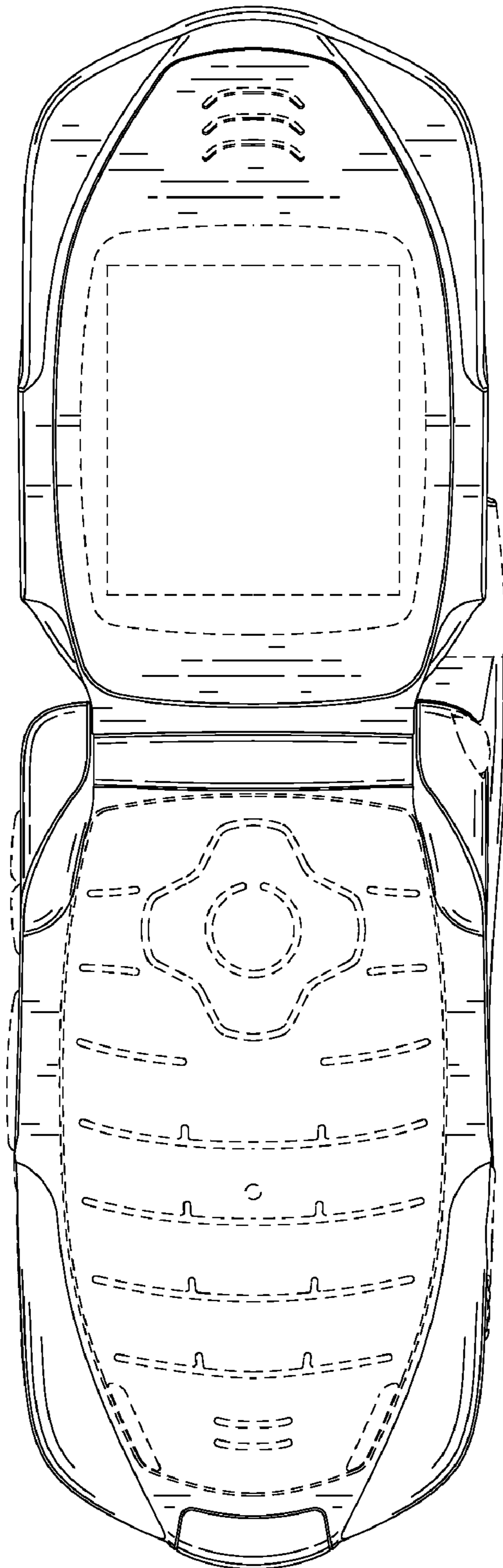


FIG. 9