

US00D592626S

(12) **United States Design Patent**
Griffin et al.

(10) **Patent No.:** **US D592,626 S**

(45) **Date of Patent:** **** May 19, 2009**

(54) **HANDHELD ELECTRONIC DEVICE**

D541,782 S * 5/2007 Kim et al. D14/138

(Continued)

(75) Inventors: **Jason T. Griffin**, Kitchener (CA);
Cortez Corley, Waterloo (CA); **Norman M. Ladouceur**, Waterloo (CA)

OTHER PUBLICATIONS

Eten M500, announced 4th quarter 2004, [online], [retrieved on Feb. 20, 2007]. Retrieved from Internet ,<: <http://www.gsmarena.com>>.*
InnoStream INNO 55, announced 2nd quarter 2004, [online], [retrieved on Feb. 20, 2007]. Retrieved from Internet ,<URL: <http://www.gsmarena.com>>.*

(73) Assignee: **Research in Motion Limited**, Waterloo, ON (CA)

Gigabyte g-Smart, announced 2005, [online], [retrieved on Feb. 20, 2007]. Retrieved from Internet ,<URL: <http://www.gsmarena.com>>.*

(**) Term: **14 Years**

(Continued)

(21) Appl. No.: **29/246,225**

(22) Filed: **Mar. 24, 2006**

Primary Examiner—Jeffrey D Asch

Assistant Examiner—Bridget L Eland

(51) **LOC (9) Cl.** **14-03**

(52) **U.S. Cl.** **D14/138 AD**; D14/346

(74) *Attorney, Agent, or Firm*—Novak Druce + Quigg LLP

(58) **Field of Classification Search** D14/137,
D14/138, 147, 218, 247–248, 341–347, 496;
455/90.3, 556.1, 556.2, 575.1, 575.3, 575.4,
455/566; 379/433.01–433.13; 361/814;
348/14.02; D10/65, 78, 104; D13/168; D18/7
See application file for complete search history.

(57) **CLAIM**

We claim the ornamental design for a hand-held electronic device, as shown and described.

(56) **References Cited**

DESCRIPTION

U.S. PATENT DOCUMENTS

D460,448 S *	7/2002	Matsumoto	D14/346
D477,597 S *	7/2003	Laverick et al.	D14/346
D493,156 S *	7/2004	Hamann et al.	D14/138
D495,695 S *	9/2004	Yugaya	D14/346
D498,754 S *	11/2004	Blyth	D14/341
D503,171 S *	3/2005	Park et al.	D14/346
D519,116 S *	4/2006	Tanaka et al.	D14/341
D519,998 S *	5/2006	Park	D14/346
D525,608 S *	7/2006	Ryu	D14/138
D526,300 S *	8/2006	Lee	D14/138 AD
D526,986 S *	8/2006	Kim	D14/138
D527,000 S *	8/2006	Hong et al.	D14/346
D530,299 S *	10/2006	Lee	D14/138
D531,609 S *	11/2006	Kim et al.	D14/138
D532,766 S *	11/2006	Lee	D14/138
D533,532 S *	12/2006	Kim et al.	D14/138 AC
D539,772 S *	4/2007	Park et al.	D14/138
D539,773 S *	4/2007	Kim et al.	D14/138

FIG. 1 is a front perspective view of a hand-held electronic device;

FIG. 2 is a rear perspective view thereof;

FIG. 3 is a front elevational view thereof;

FIG. 4 is a right elevational view thereof;

FIG. 5 is a left elevational view thereof;


FIG. 6 is a bottom plan view thereof;

FIG. 7 is top plan view thereof; and,

FIG. 8 is a rear elevational view thereof.

The broken lines shown in FIGS. 1 and 3, that are immediately adjacent the shaded areas and encompass non-shaded regions represent the bounds of the claimed design, while all other broken lines are directed to environment and are for illustrative purposes only; the broken lines form no part of the claimed design.

1 Claim, 6 Drawing Sheets



US D592,626 S

Page 2

U.S. PATENT DOCUMENTS

D542,762 S * 5/2007 Kim et al. D14/138
D547,296 S * 7/2007 Lin D14/138
7,239,897 B2 * 7/2007 Ozaki 455/575.1
D550,192 S * 9/2007 Kim et al. D14/138 AD
D555,128 S * 11/2007 Jen et al. D14/138 AD
D557,671 S * 12/2007 Kim et al. D14/138 AD
D560,188 S * 1/2008 Lee et al. D14/138 AD
D560,193 S * 1/2008 Sung et al. D14/138 AD
D562,288 S * 2/2008 Suk et al. D14/138 AD
2003/0064688 A1 * 4/2003 Mizuta et al. 455/90
2004/0204202 A1 * 10/2004 Shimamura et al. 455/575.1
2005/0124394 A1 * 6/2005 Kim et al.
2006/0154619 A1 * 7/2006 Bae et al. 455/90.3

2006/0205450 A1 * 9/2006 Amano et al. 455/575.4
2007/0021160 A1 * 1/2007 Li 455/575.4
2007/0091582 A1 * 4/2007 Ku et al. 361/814
2008/0032637 A1 * 2/2008 Ladouceur et al. 455/90.3

OTHER PUBLICATIONS

Eten M550, announced Apr. 2006, [online], [retrieved on Feb. 20, 2007]. Retrieved from Internet ,<URL: <http://www.gsmarena.com>>.*

VK Mobile VK610, announced 3rd quarter 2004, [online], [retrieved on Feb. 20, 2007]. Retrieved from Internet ,<URL: <http://www.gsmarena.com>>.*

* cited by examiner

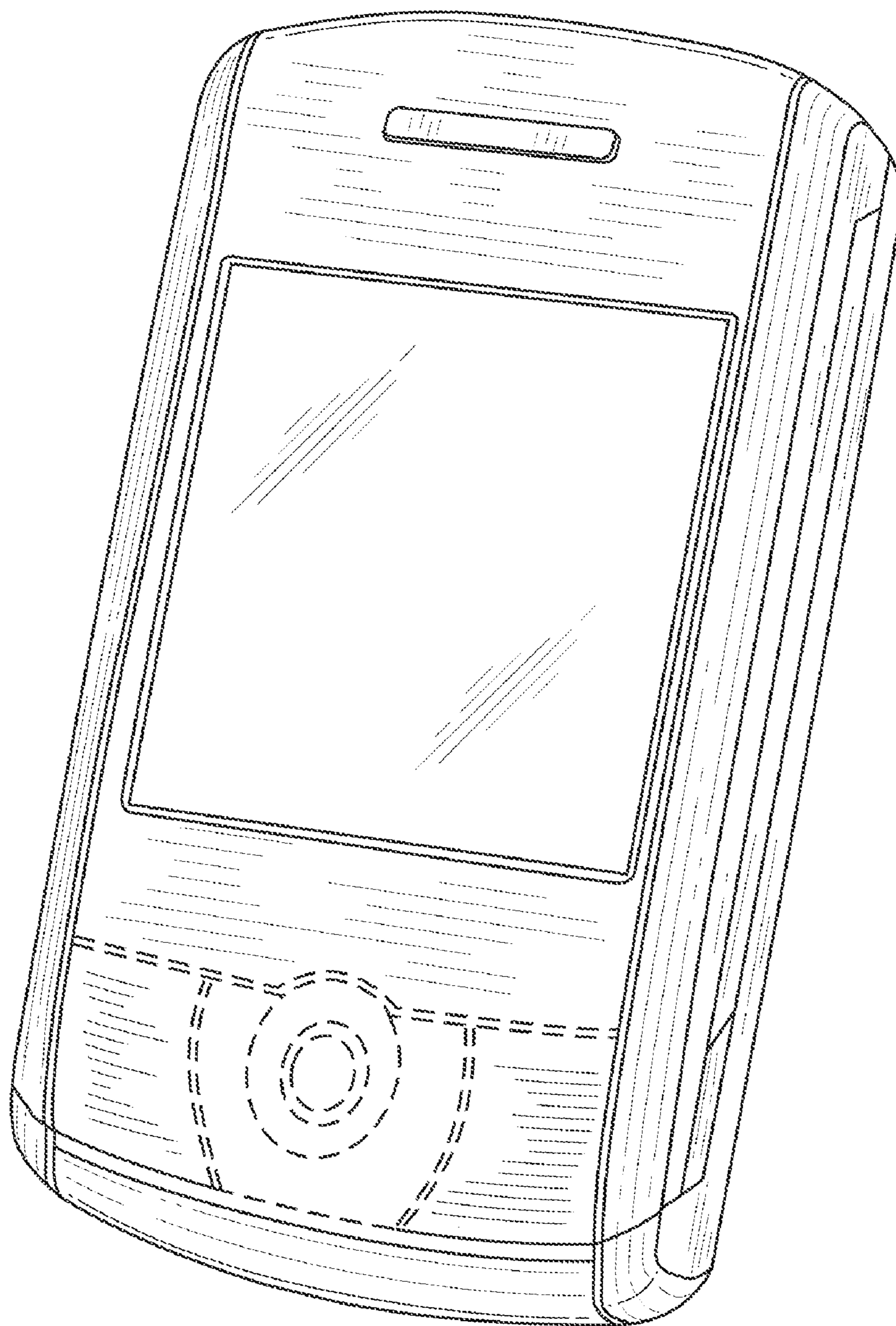


FIG. 1

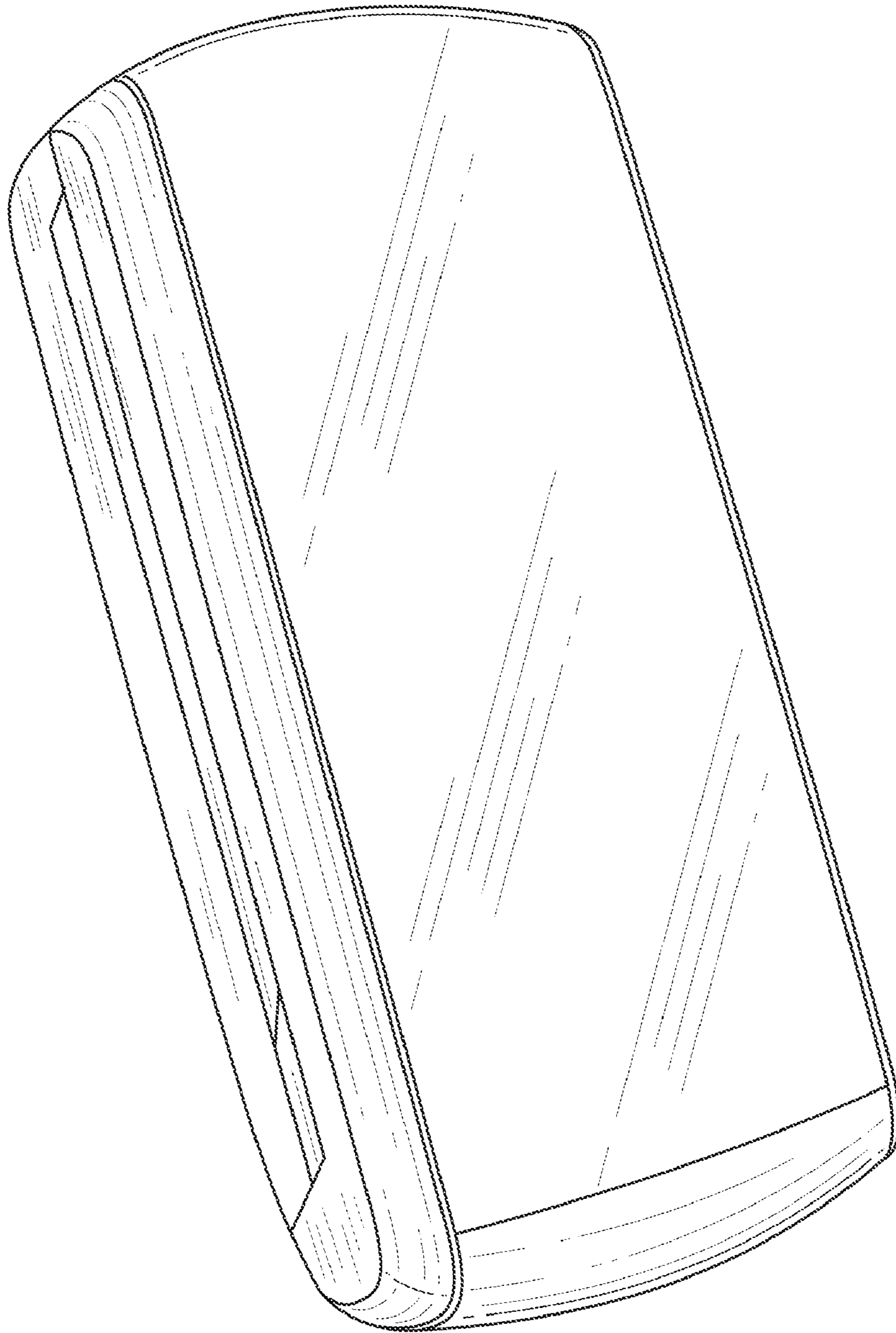


FIG. 2




FIG. 3




FIG. 4




FIG. 5




FIG. 6




FIG. 7




FIG. 8