

US00D592613S

(12) **United States Design Patent**  
**Plonski et al.**

(10) **Patent No.:** **US D592,613 S**  
(45) **Date of Patent:** **\*\* May 19, 2009**

(54) **HEAT SINK**  
(75) Inventors: **Eran Plonski**, Québec (CA); **Sharath Kumar**, Québec (CA); **Eihab Baqui**, Québec (CA)

D579,421 S \* 10/2008 Chu ..... D13/179  
D579,422 S \* 10/2008 Shuai et al. .... D13/179  
2004/0244948 A1\* 12/2004 Luo ..... 165/80.3  
2006/0213642 A1\* 9/2006 Lai ..... 165/80.3

\* cited by examiner

(73) Assignee: **4187318 Canada Inc.** (CA)

*Primary Examiner*—Selina Sikder

(\*\*) Term: **14 Years**

(74) *Attorney, Agent, or Firm*—Saidman DesignLaw Group

(21) Appl. No.: **29/319,998**

(57) **CLAIM**

(22) Filed: **Jun. 18, 2008**

The ornamental design for a heat sink, as shown and described.

(51) **LOC (9) Cl.** ..... **13-03**

**DESCRIPTION**

(52) **U.S. Cl.** ..... **D13/179**

FIG. 1 is a perspective view of a heat sink of the present design;

(58) **Field of Classification Search** ..... D13/179;  
165/80.3, 104.33, 151, 122, 185; 257/706,  
257/707, 718–722; 361/687, 695, 697, 700,  
361/702, 704, 709, 710, 711, 719

FIG. 2 is a top view of the heat sink of FIG. 1, the opposite bottom view being a mirror image thereof; and,

See application file for complete search history.

FIG. 3 is a front view of the heat sink of FIG. 1, the rear, left and right side views of the heat sink of FIG. 1 being identical thereto.


(56) **References Cited**

Any parts shown in broken lines form no part of the claimed design.

**U.S. PATENT DOCUMENTS**

D466,871 S \* 12/2002 Lee ..... D13/179  
D500,745 S \* 1/2005 Duan et al. .... D13/179  
6,851,467 B1 \* 2/2005 Bamford et al. .... 165/80.3

**1 Claim, 3 Drawing Sheets**




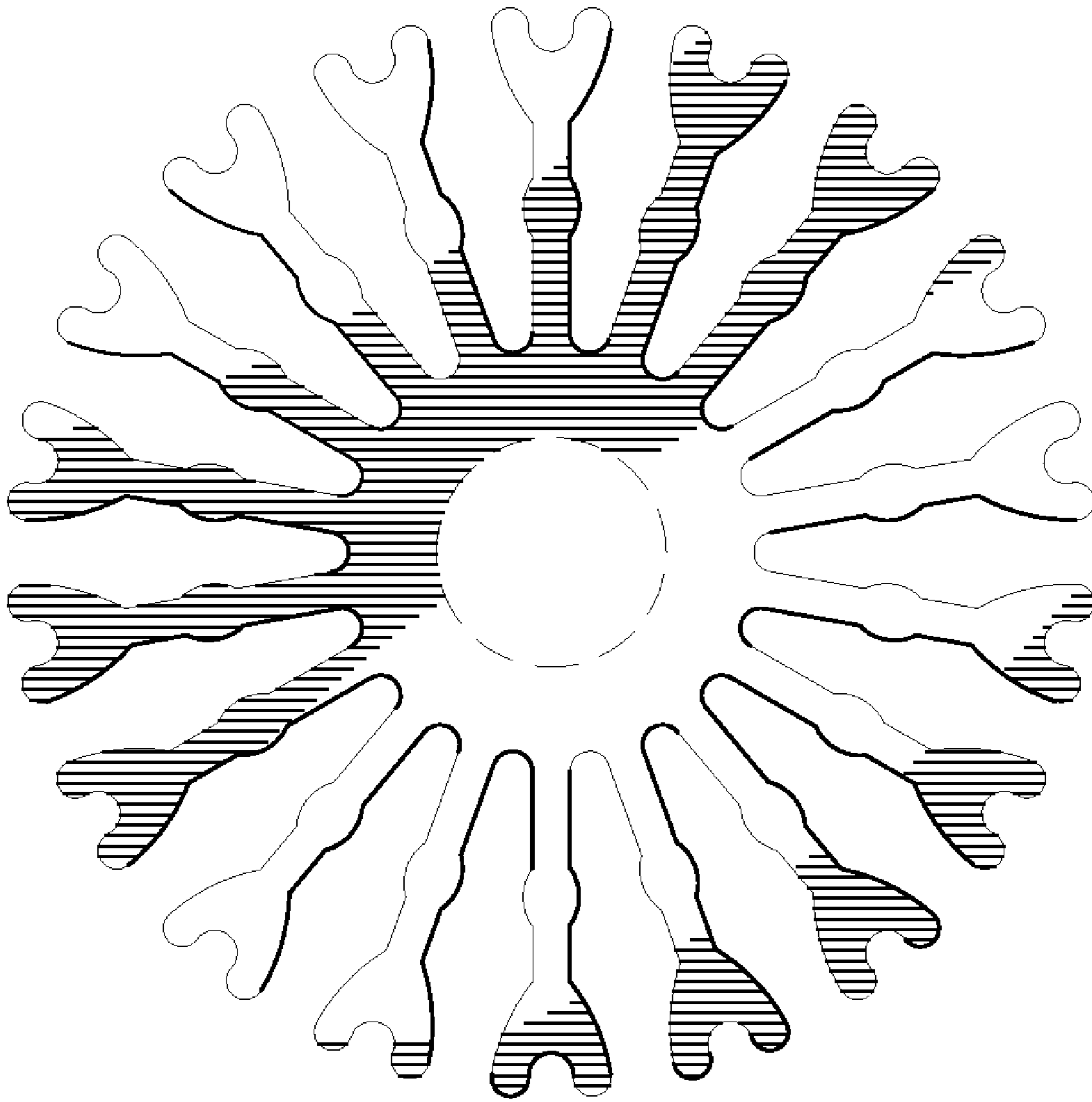



FIG. 1



**FIG. 2**



**FIG. 3**