



US00D592588S

(12) **United States Design Patent**  
**Heinen et al.**

(10) **Patent No.:** **US D592,588 S**

(45) **Date of Patent:** **\*\* May 19, 2009**

(54) **TIRE**

(75) Inventors: **Richard Heinen**, Habay-La-Neuve (BE); **William Urbano Villamizar**, Mersch (LU); **Frederic Michel-Jean Pons**, Guenange (FR); **Olivier Francis Bindner**, Yutz (FR)

(73) Assignee: **The Goodyear Tire & Rubber Company**, Akron, OH (US)

(\*\*) Term: **14 Years**

(21) Appl. No.: **29/324,008**

(22) Filed: **Sep. 4, 2008**

(51) **LOC (9) Cl.** ..... **12-15**

(52) **U.S. Cl.** ..... **D12/564**

(58) **Field of Classification Search** ..... D12/533, D12/544, 546–567, 900–901; 152/209.1, 152/209.8–209.18, 209.25–209.28, 455  
See application file for complete search history.

(56) **References Cited**

U.S. PATENT DOCUMENTS

|              |         |                              |         |
|--------------|---------|------------------------------|---------|
| D361,966 S   | 9/1995  | Graas et al. ....            | D12/146 |
| D362,420 S   | 9/1995  | Heinen et al. ....           | D12/147 |
| D379,448 S   | 5/1997  | Graas et al. ....            | D12/147 |
| D379,449 S   | 5/1997  | Graas et al. ....            | D12/151 |
| D379,787 S   | 6/1997  | Maxwell et al. ....          | D12/147 |
| D429,194 S   | 8/2000  | Heinen et al. ....           | D12/147 |
| D429,478 S   | 8/2000  | Heinen et al. ....           | D12/147 |
| D431,800 S   | 10/2000 | Heinen et al. ....           | D12/147 |
| D441,328 S   | 5/2001  | Heinen et al. ....           | D12/146 |
| D451,068 S   | 11/2001 | Heinen et al. ....           | D12/547 |
| D451,856 S   | 12/2001 | Graas ..... ..               | D12/147 |
| D451,868 S   | 12/2001 | Graas et al. ....            | D12/147 |
| D452,198 S   | 12/2001 | Heinen et al. ....           | D12/146 |
| D455,116 S   | 4/2002  | Graas et al. ....            | D12/553 |
| D487,054 S * | 2/2004  | Welbes ..... ..              | D12/566 |
| D504,106 S   | 4/2005  | de Briey-Terlinden et al. .. | D12/553 |
| D504,866 S   | 5/2005  | Collette et al. ....         | D12/553 |

|              |         |                      |         |
|--------------|---------|----------------------|---------|
| D505,112 S   | 5/2005  | Heinen et al. ....   | D12/567 |
| D512,682 S * | 12/2005 | Krenz et al. ....    | D12/564 |
| D513,227 S * | 12/2005 | Graas ..... ..       | D12/564 |
| D533,131 S   | 12/2006 | Fontaine et al. .... | D12/588 |
| D548,677 S   | 8/2007  | Welbes et al. ....   | D12/553 |
| D551,613 S * | 9/2007  | Lo ..... ..          | D12/564 |
| D557,199 S * | 12/2007 | Krupa et al. ....    | D12/553 |
| D575,726 S * | 8/2008  | Fontaine et al. .... | D12/564 |

\* cited by examiner

Primary Examiner—Stacia Cadmus

(74) Attorney, Agent, or Firm—Richard B. O’Planick

(57) **CLAIM**

The ornamental design for a tire, as shown and described.

**DESCRIPTION**

FIG. 1 is a perspective view of a tire showing our new design, it being understood that the pattern repeats uniformly throughout the circumference of the tread;

FIG. 2 is a front elevational view thereof;

FIG. 3 is a right side elevational view thereof; the other side being a mirror image thereof;

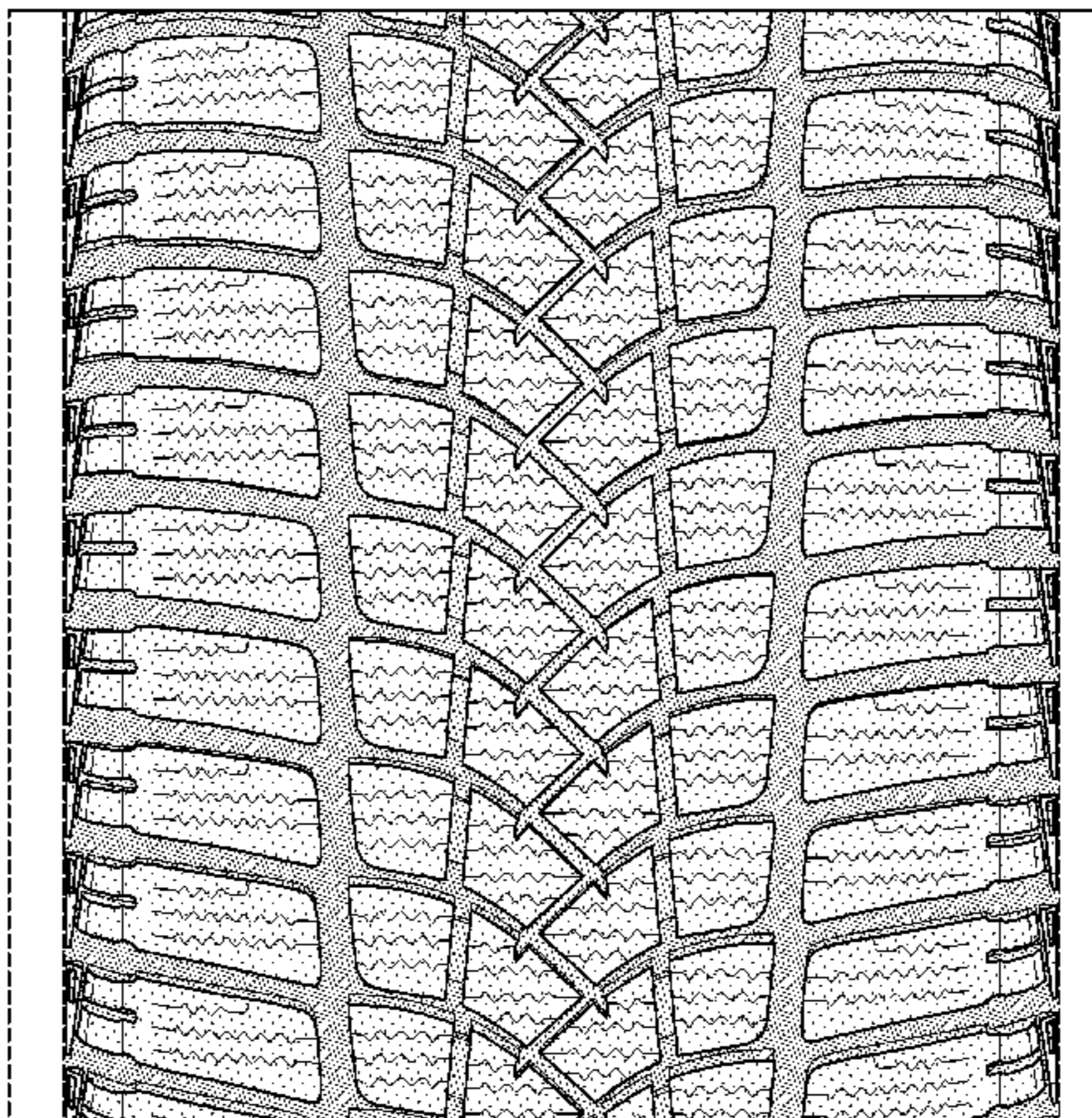

FIG. 4 is an enlarged fragmentary front elevational view thereof;

FIG. 5 is a perspective view of a second embodiment of a tire showing our new design, it being understood that the pattern repeats uniformly throughout the circumference of the tread and that the opposite side perspective view is a mirror image thereof; and,

FIG. 6 is a front elevational view of a second embodiment, it being understood that an enlarged fragmentary view thereof would be substantially identical to that shown in FIG. 4, with the exception of the inclusion of the sidewall in solid lines.

In the drawings, the broken line showing of the sidewall, inner bead and the peripheral boundary between the tire tread and the sidewall in FIGS. 1 through 4 depict environmental subject matter and form no part of the claimed design.

**1 Claim, 6 Drawing Sheets**



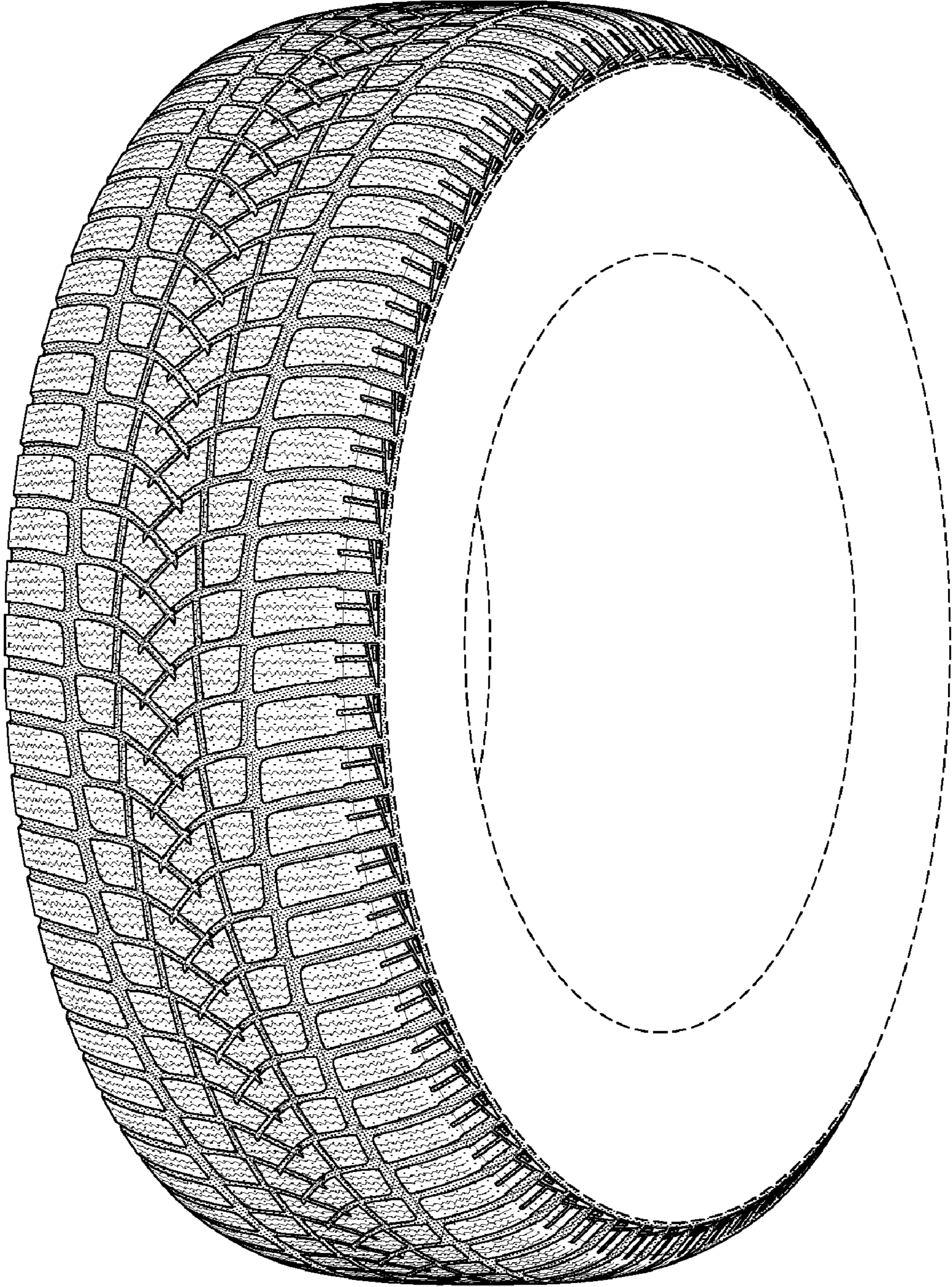


FIG-1

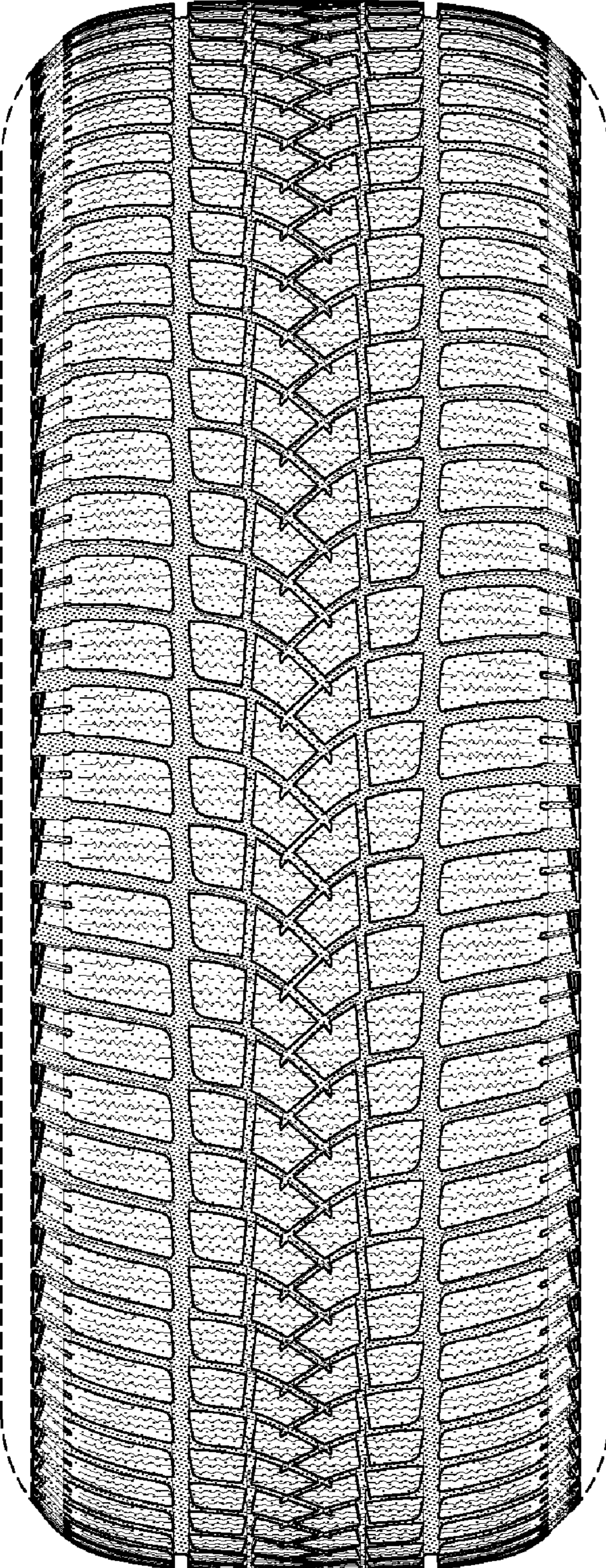


FIG-2

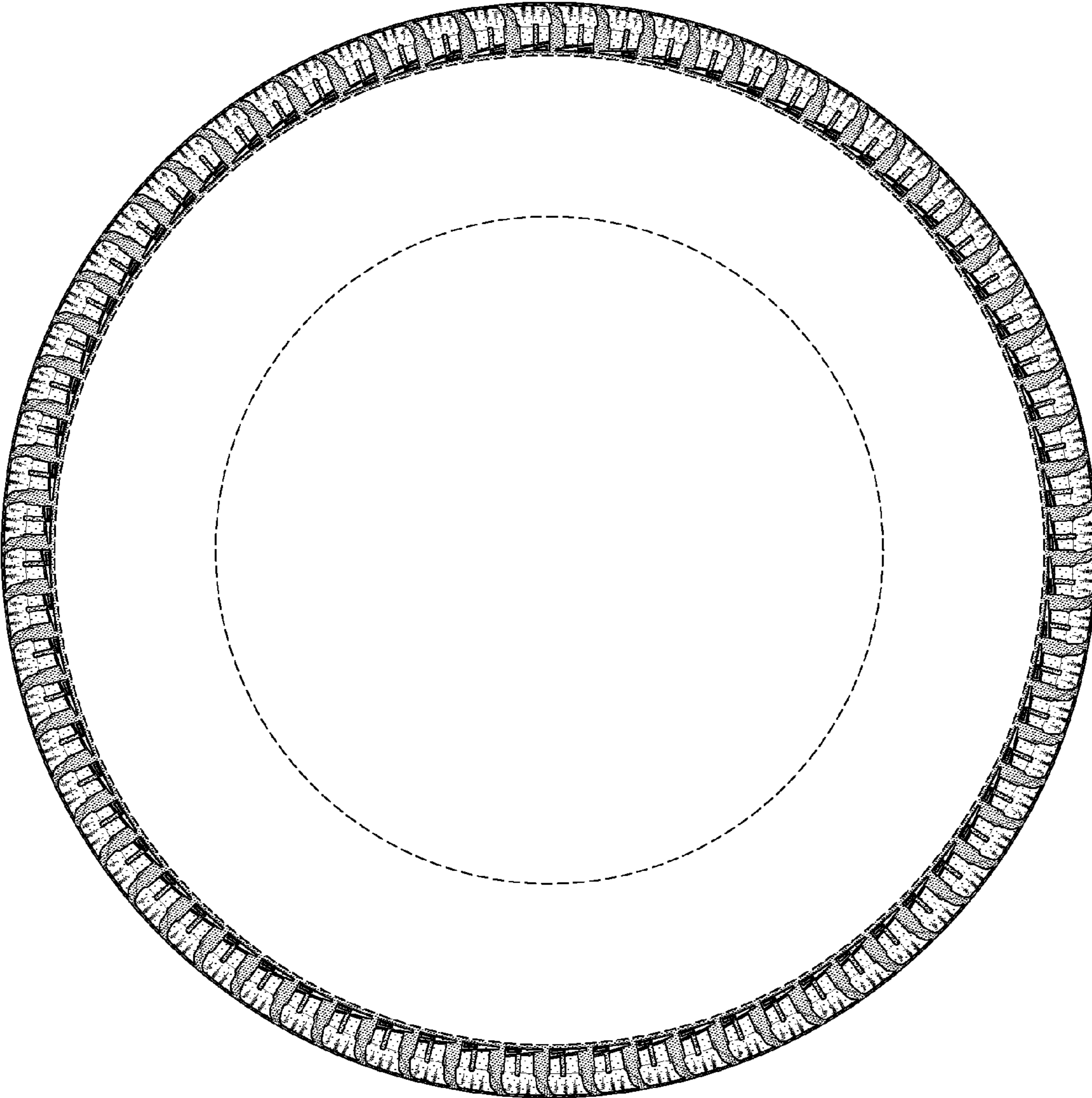


FIG-3

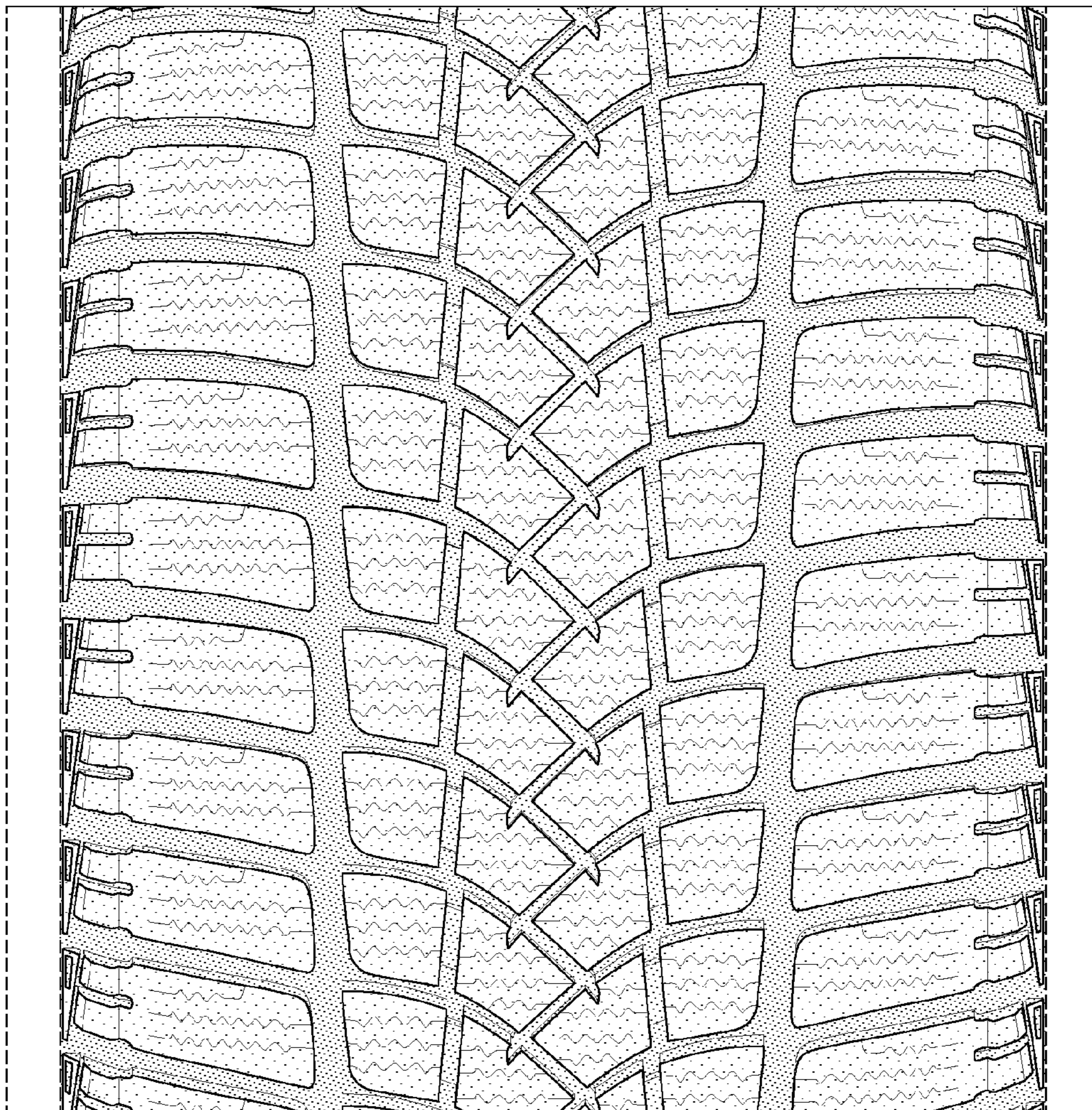


FIG-4



FIG-5

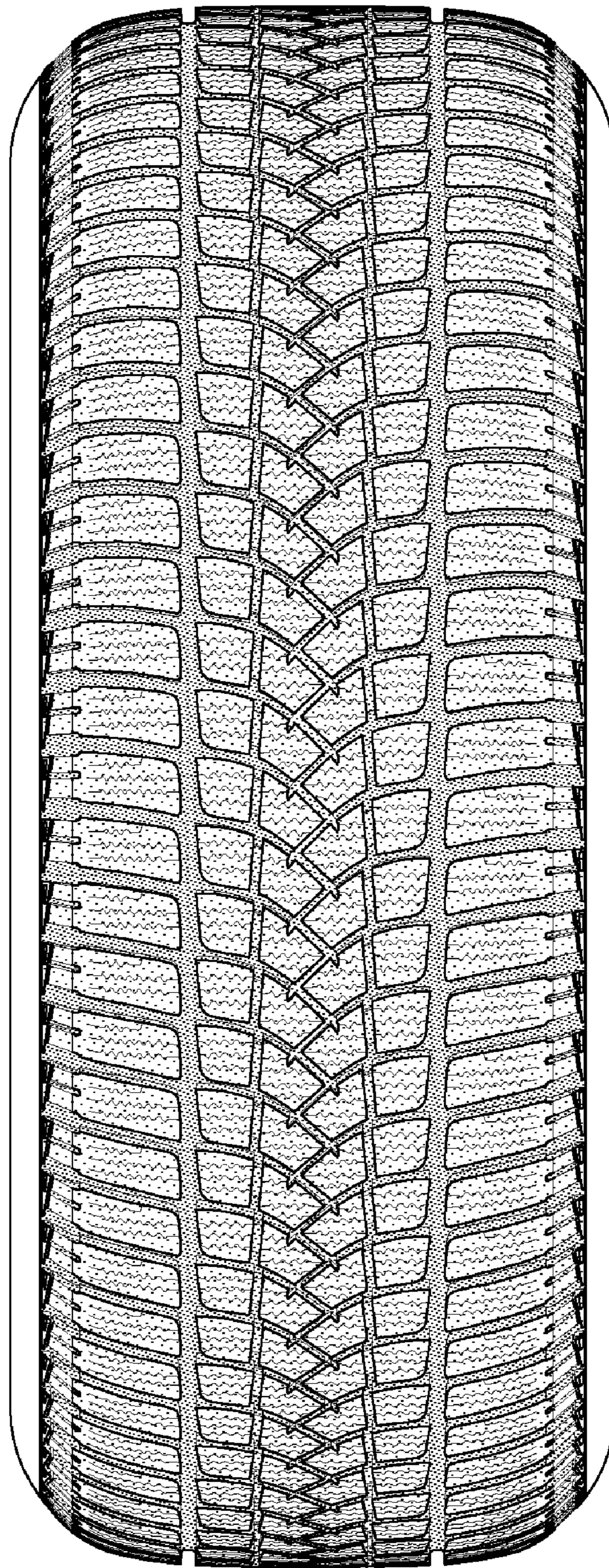


FIG-6