



US00D592587S

(12) **United States Design Patent**  
**Sueishi**

(10) **Patent No.:** **US D592,587 S**

(45) **Date of Patent:** **\*\* May 19, 2009**

(54) **TIRE FOR MOTORCYCLE**

(75) Inventor: **Makoto Sueishi, Itami (JP)**

(73) Assignee: **The Goodyear Tire & Rubber Company, Akron, OH (US)**

(\*\*) Term: **14 Years**

(21) Appl. No.: **29/324,354**

(22) Filed: **Sep. 11, 2008**

(51) **LOC (9) Cl.** ..... **12-15**

(52) **U.S. Cl.** ..... **D12/536; D12/571**

(58) **Field of Classification Search** ..... **D12/533-537,**  
**D12/544, 569-579; 152/209.1, 209.8-209.13,**  
**152/209.28, 455**

See application file for complete search history.

(56) **References Cited**

**U.S. PATENT DOCUMENTS**

D292,077 S	9/1987	Funahara	.....	D12/140
D301,851 S	6/1989	Tomoda	.....	D12/140
D332,766 S	1/1993	Marui	.....	D12/136
D354,465 S *	1/1995	Detzner et al.	.....	D12/536
D355,150 S *	2/1995	Detzner et al.	.....	D12/536
D392,225 S	3/1998	Lo	.....	D12/140
D415,077 S *	10/1999	Tsai-Jen	.....	D12/536
D419,497 S	1/2000	Toyozawa	.....	D12/140
D419,925 S	2/2000	Toyozawa	.....	D12/140
D422,540 S	4/2000	Lo	.....	D12/140
D457,485 S	5/2002	Matsumura	.....	D12/571
D466,474 S	12/2002	Lo	.....	D12/571
D466,861 S	12/2002	Lo	.....	D12/571

D505,655 S *	5/2005	Rosignaud	.....	D12/536
D521,925 S	5/2006	Matsumura et al.	.....	D12/536
D521,926 S	5/2006	Matsumura et al.	.....	D12/536
D577,656 S *	9/2008	Sueishi	.....	D12/536

**OTHER PUBLICATIONS**

Page 4 of General Catalogue of Tire for Motorcross. Published at least as early as Apr. 16, 2004.

\* cited by examiner

*Primary Examiner*—Stacia Cadmus

(74) *Attorney, Agent, or Firm*—Richard B. O’Planick

(57) **CLAIM**

The ornamental design for a tire for motorcycle, as shown and described.

**DESCRIPTION**

FIG. 1 is a perspective view of a tire for motorcycle showing my new design, it being understood that the pattern repeats uniformly throughout the circumference of the tread;

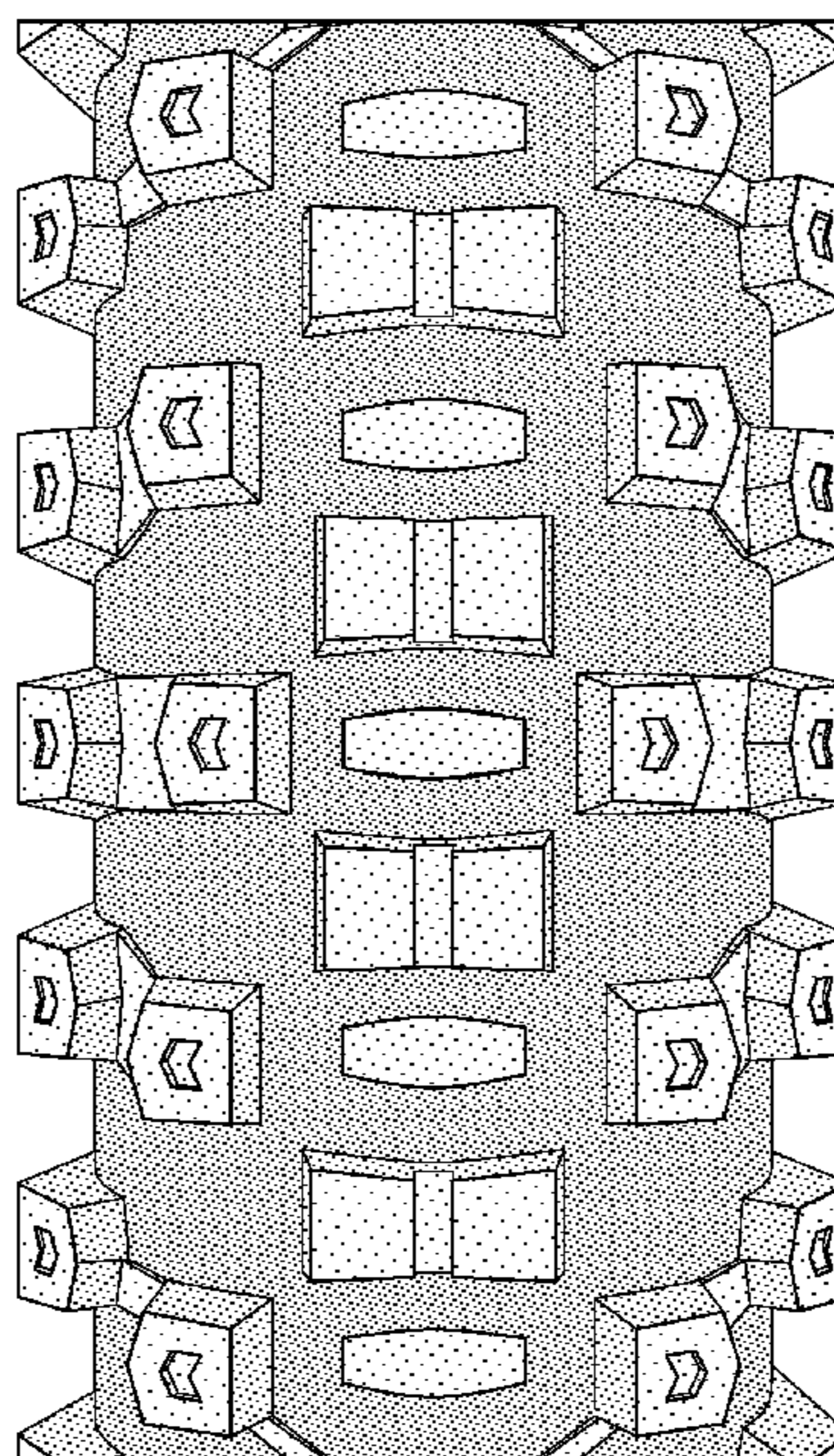
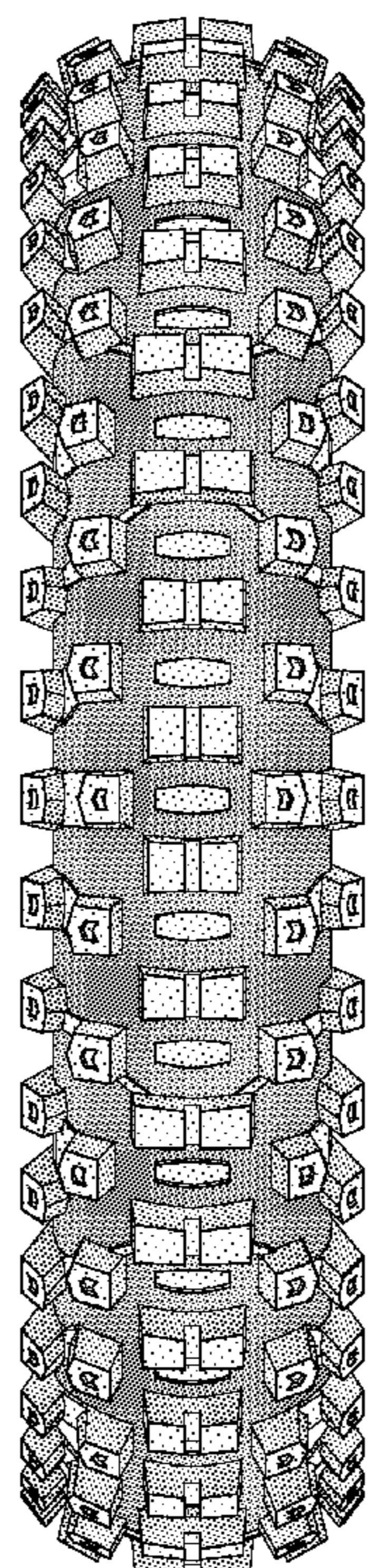
FIG. 2 is a front elevational view thereof;

FIG. 3 is a right side elevational view thereof; the opposite side elevational view being identical thereto; and,

FIG. 4 is an enlarged fragmentary front elevational view thereof.

In the drawings, the broken lines defining the sidewall, inner bead and the peripheral boundary between the claimed tire tread and the unclaimed sidewall depict environmental subject matter that forms no part of the claimed design.

**1 Claim, 4 Drawing Sheets**



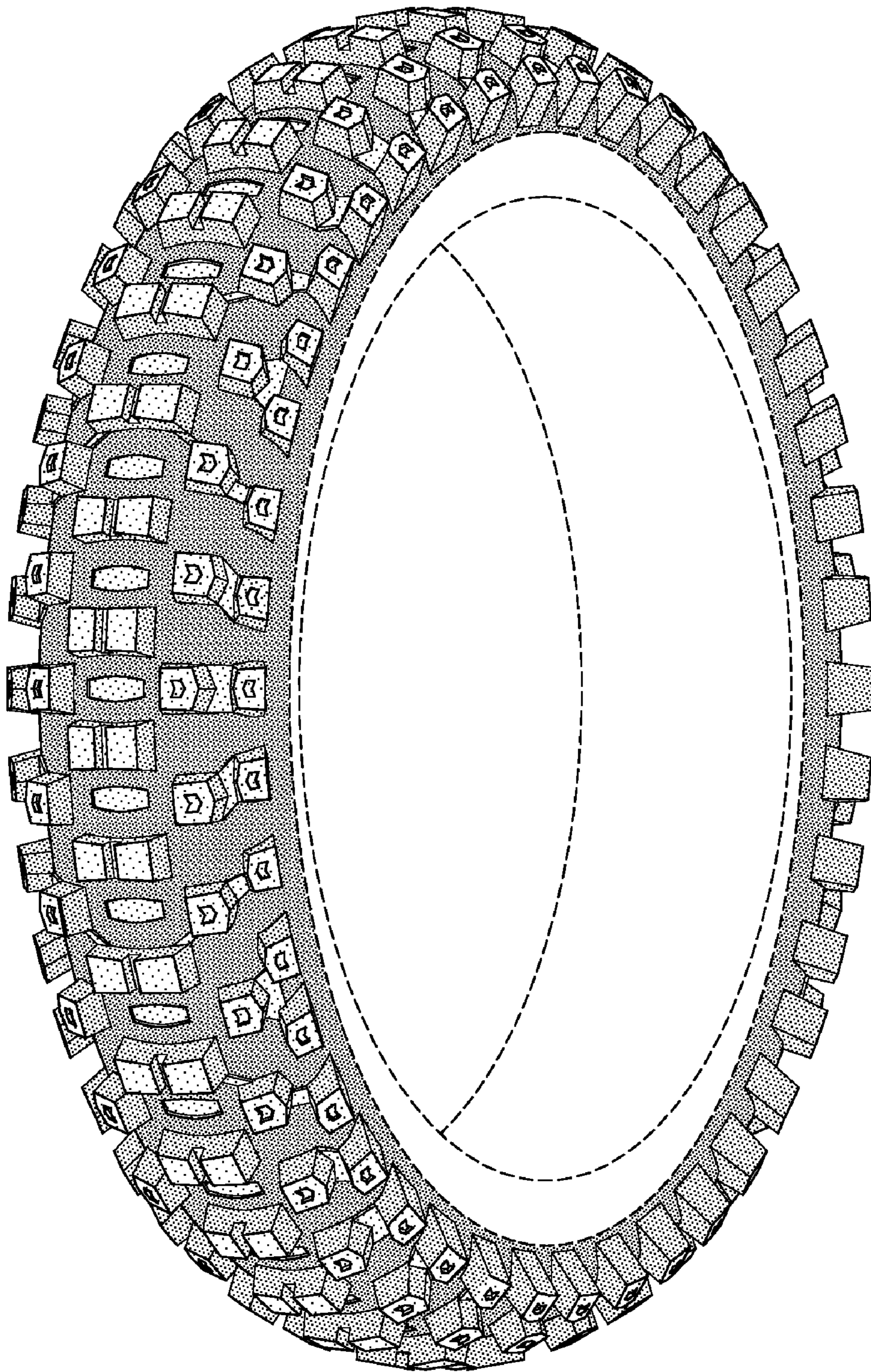


FIG-1

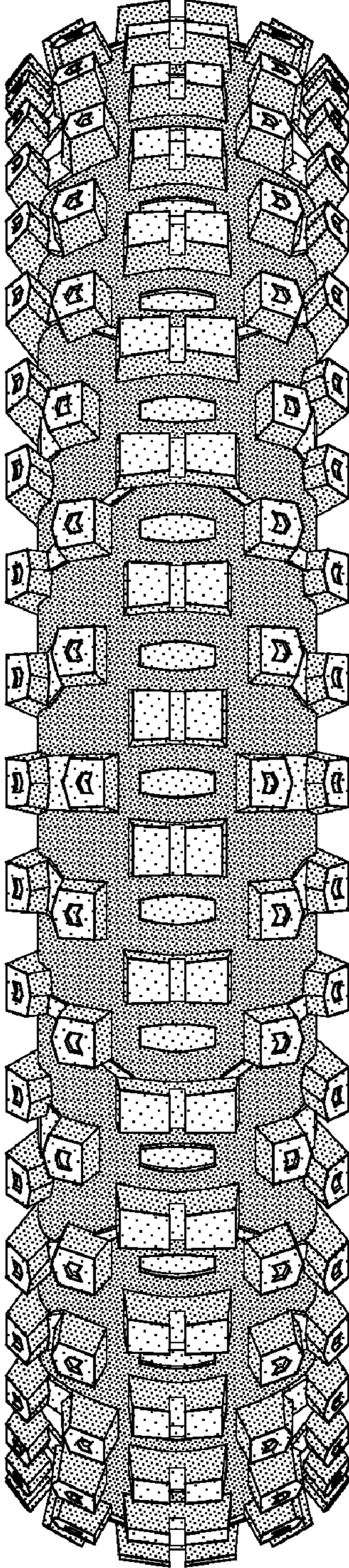


FIG-2

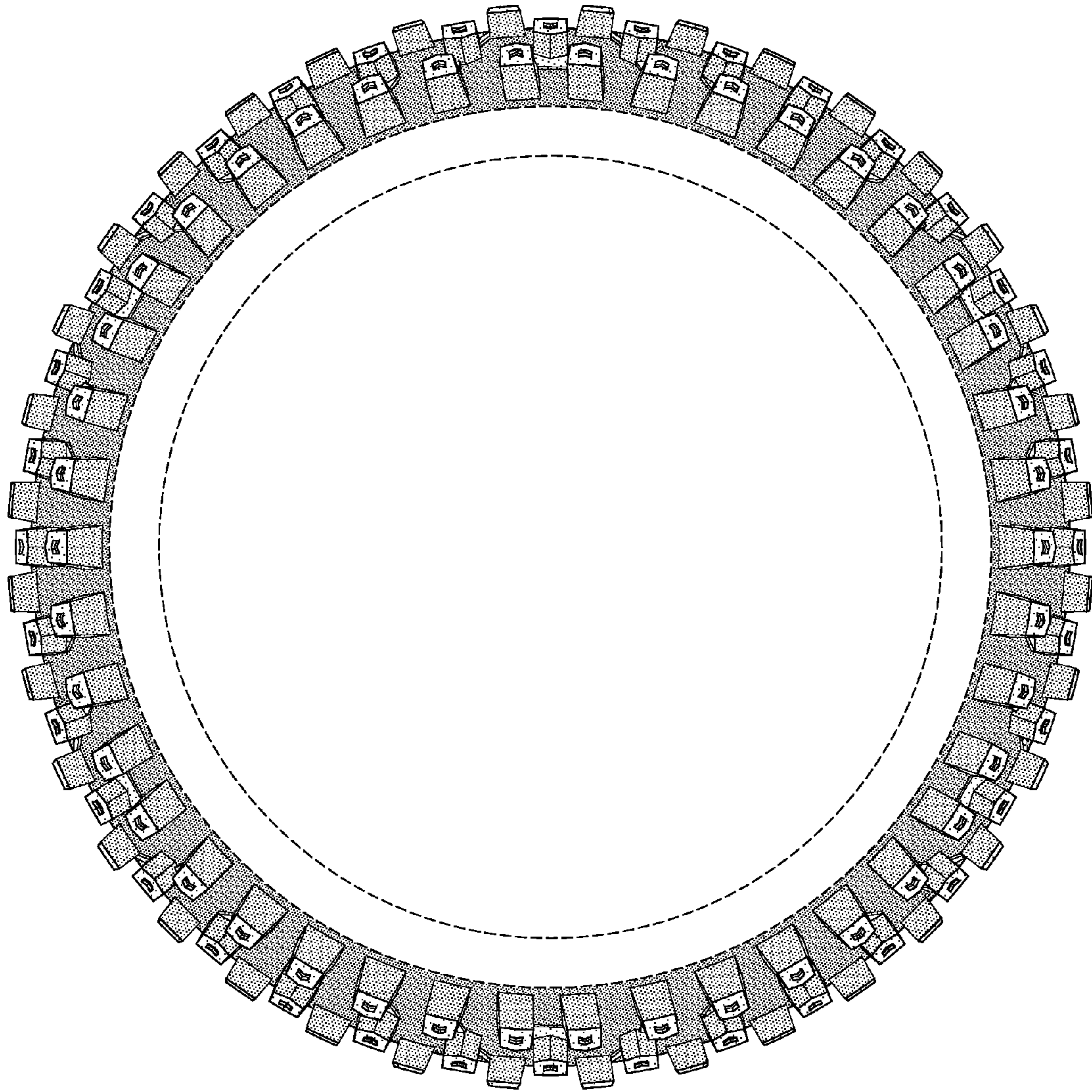


FIG-3

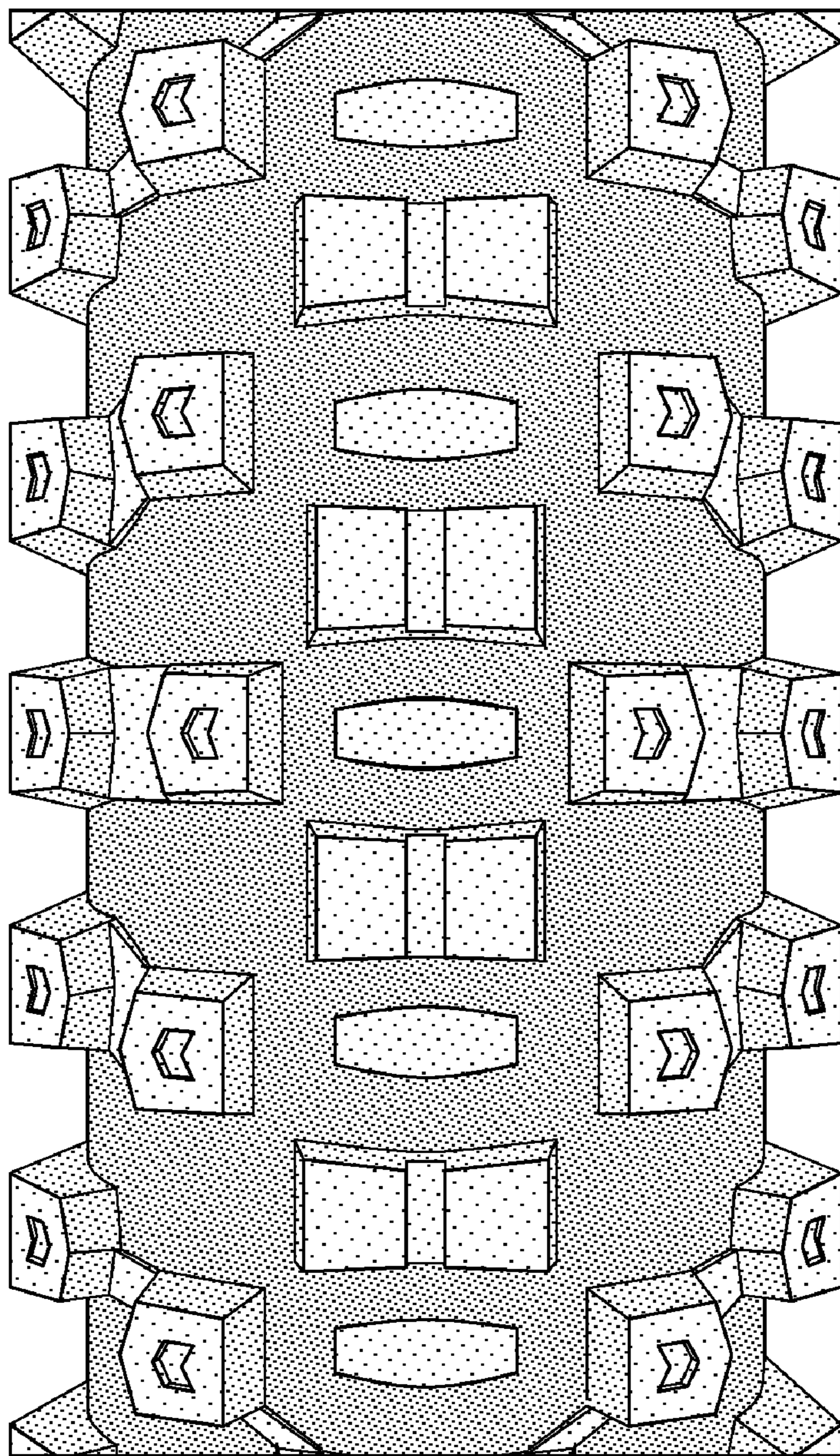


FIG-4