

US00D592577S

(12) **United States Design Patent**  
**Lamm**

(10) **Patent No.:** **US D592,577 S**

(45) **Date of Patent:** **\*\* May 19, 2009**

(54) **VEHICLE REAR TRUNK**

(75) Inventor: **Stefan Lamm**, Köln (DE)

(73) Assignee: **Ford Motor Company**, Dearborn, MI (US)

(\*\*) Term: **14 Years**

(21) Appl. No.: **29/306,908**

(22) Filed: **Apr. 18, 2008**

(51) **LOC (9) Cl.** ..... **12-16**

(52) **U.S. Cl.** ..... **D12/196**

(58) **Field of Classification Search** ..... D12/196,  
D12/90-92, 86; 296/181.1, 181.5  
See application file for complete search history.

(56) **References Cited**

**U.S. PATENT DOCUMENTS**

- D571,701 S \* 6/2008 Sato et al. .... D12/196
- D581,336 S \* 11/2008 Gabath et al. .... D12/196
- D585,004 S \* 1/2009 Leclercq ..... D12/196

**OTHER PUBLICATIONS**

- Beijin 2004 Concept Focus, <http://www.a2mac1.net>.
- 2005 Geneva Motor Show Concept SAV, <http://www.a2mac1.net>.
- Frankfort Motor Show 2005 Iosis Concept, <http://www.a2mac1.net>.
- Paris Motor Show 2006 IosisX Concept, <http://www.a2mac1.net>.

Frankfort Autoshow Aug. 2007, <http://www.a2mac1.net>.  
Detroit Auto Show Jan. 2008, <http://www.a2mac1.net>.

\* cited by examiner

*Primary Examiner*—Melody N Brown

(74) *Attorney, Agent, or Firm*—Damian Porcari

(57) **CLAIM**

The ornamental design for a vehicle rear trunk, as shown and described.

**DESCRIPTION**

The vehicle rear trunk is styled independently of adjacent vehicle panels. To the extent that any feature lines are illustrated, they are intended to illustrate the crest and valley of the feature and are not necessarily sharp bends in the part. Shading is used to illustrate the curvature of the part and not color. Views are orthogonal projections unless otherwise noted. The various views are not necessarily to scale in order to better illustrate the design.

FIG. 1 is a perspective view of a vehicle rear trunk;

FIG. 2 is another perspective side elevational view of the vehicle rear trunk;

FIG. 3 is a front elevational view of the vehicle rear trunk;

FIG. 4 is a left side elevational view of the vehicle rear trunk;

FIG. 5 is a right side elevational view of the vehicle rear trunk;

FIG. 6 is a top plan view of the vehicle rear trunk;

FIG. 7 is a bottom plan view of the vehicle rear trunk; and,

FIG. 8 is a rear elevational view of the vehicle rear trunk.

**1 Claim, 7 Drawing Sheets**








Figure 1





Figure 2






Figure 3



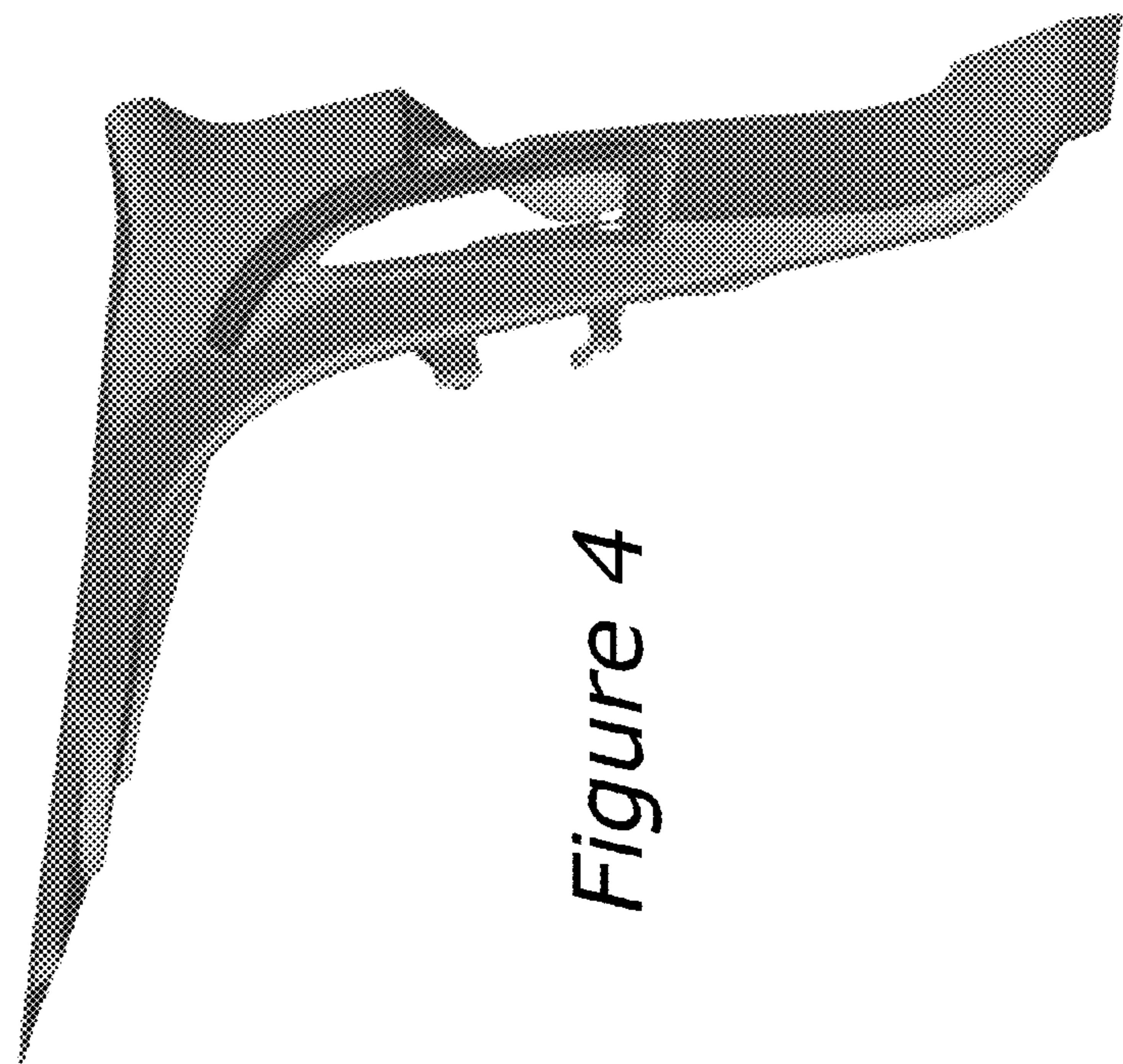


Figure 4

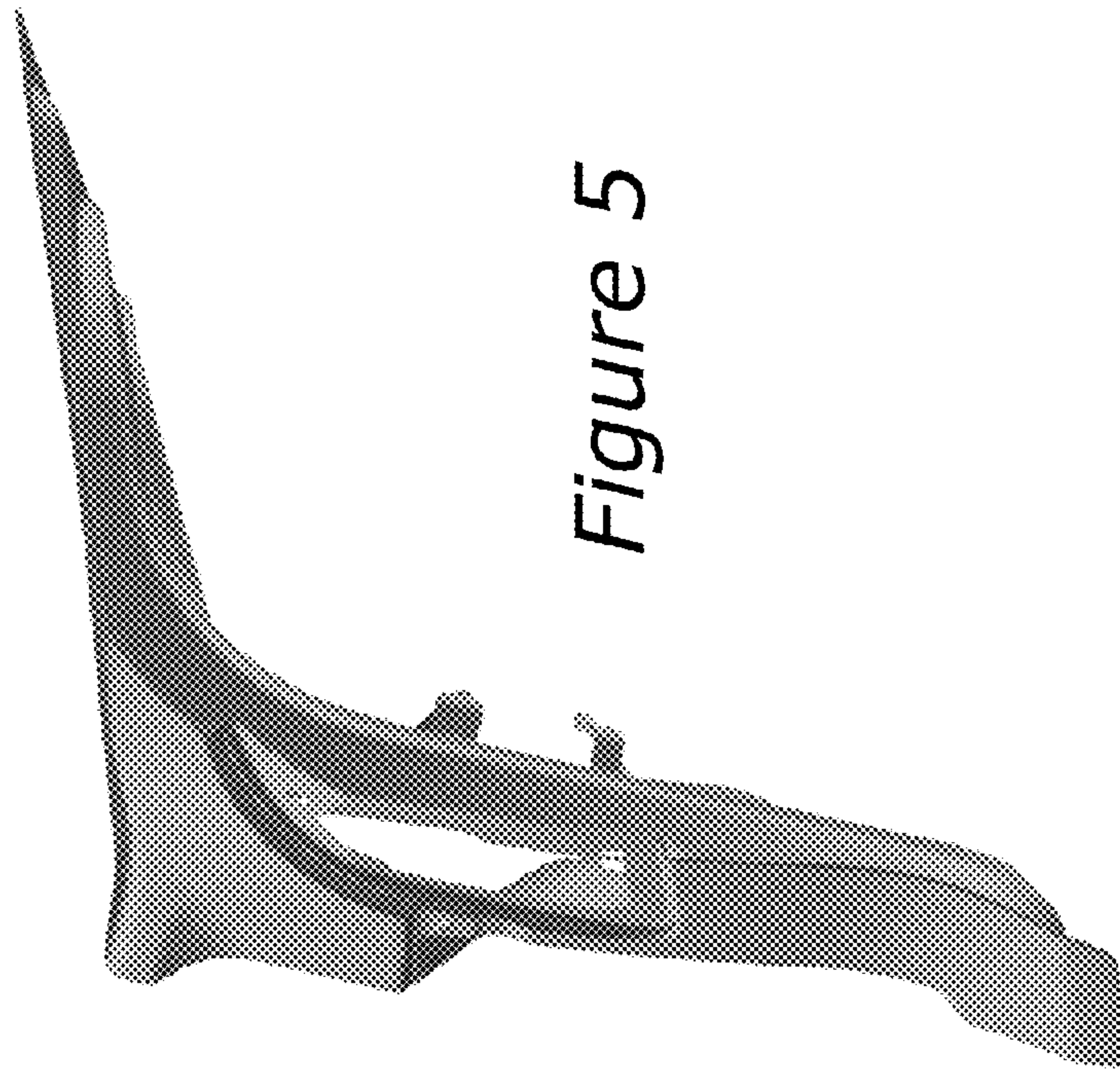


Figure 5






Figure 6






Figure 7






Figure 8