



US00D592569S

(12) **United States Design Patent**
Larson

(10) **Patent No.:** **US D592,569 S**

(45) **Date of Patent:** **** May 19, 2009**

(54) **AUTOMOBILE BUMPER**

(75) Inventor: **Grant Larson**, Ludwigsburg (DE)

(73) Assignee: **Dr. Ing. h.c.F. Porsche**
Aktiengesellschaft, Weissach (DE)

(**) Term: **14 Years**

(21) Appl. No.: **29/281,521**

(22) Filed: **Jun. 26, 2007**

(30) **Foreign Application Priority Data**

Dec. 27, 2006 (DE) 4 06 06 491

(51) **LOC (9) Cl.** **12-16**

(52) **U.S. Cl.** **D12/169**

(58) **Field of Classification Search** D12/169,
D12/196, 171, 163, 216, 90-92, 86; 293/102,
293/113, 115, 117, 120; 296/180.1, 180.2
See application file for complete search history.

(56) **References Cited**

U.S. PATENT DOCUMENTS

D465,442 S * 11/2002 Murkett D12/169

D535,922 S * 1/2007 Kulla D12/169

D556,651 S * 12/2007 Lai D12/169
D561,073 S * 2/2008 Okamoto et al. D12/169
D561,660 S * 2/2008 Tabata et al. D12/169
D561,661 S * 2/2008 Platto et al. D12/169
D564,425 S * 3/2008 Okue D12/169

* cited by examiner

Primary Examiner—Melody N Brown

(57) **CLAIM**

The ornamental design for an automobile bumper, as shown and described.

DESCRIPTION

FIG. 1 is a front view of an automobile bumper, showing my new design;

FIG. 2 is a perspective view thereof;

FIG. 3 is a left-side view thereof;


FIG. 4 is a top, plan view thereof;

FIG. 5 is a rear view thereof;

FIG. 6 is a right-side view thereof; and,

FIG. 7 is a bottom, plan view thereof.

1 Claim, 4 Drawing Sheets






FIG. 1




FIG. 2




FIG. 3




FIG. 4




FIG. 5




FIG. 6




FIG. 7