



US00D592567S

(12) **United States Design Patent**  
**Saracoglu**

(10) **Patent No.:** **US D592,567 S**

(45) **Date of Patent:** **\*\* May 19, 2009**

(54) **AUTOMOBILE BUMPER**

(75) Inventor: **Hakan Saracoglu**, Stuttgart (DE)

(73) Assignee: **Dr. Ing. h.c.F. Porsche**  
**Aktiengesellschaft**, Weissach (DE)

(\*\*) Term: **14 Years**

(21) Appl. No.: **29/281,375**

(22) Filed: **Jun. 21, 2007**

(30) **Foreign Application Priority Data**

Dec. 23, 2006 (DE) ..... 4 06 06 576

(51) **LOC (9) Cl.** ..... **12-16**

(52) **U.S. Cl.** ..... **D12/169**

(58) **Field of Classification Search** ..... D12/169,  
D12/196, 171, 163, 216, 90-92, 86; 293/102,  
293/113, 115, 117, 120; 296/180.1, 180.2  
See application file for complete search history.

(56) **References Cited**

**U.S. PATENT DOCUMENTS**

D514,481 S \* 2/2006 Lai ..... D12/169

D516,973 S \* 3/2006 Baum ..... D12/169

D522,937 S \* 6/2006 Tada ..... D12/169

D532,345 S \* 11/2006 Kulla et al. .... D12/169

D532,726 S \* 11/2006 Sonoda et al. .... D12/169

D533,487 S \* 12/2006 Truebsbach ..... D12/169

D533,818 S \* 12/2006 Kitazumi et al. .... D12/169

\* cited by examiner

*Primary Examiner*—Melody N Brown

(57) **CLAIM**

The ornamental design for an automobile bumper, as shown and described.

**DESCRIPTION**

FIG. 1 is a front view of an automobile bumper, showing my new design;

FIG. 2 is a rear view thereof;

FIG. 3 is a left-side view thereof;

FIG. 4 is a right-side view thereof;

FIG. 5 is a top plan view thereof; and,

FIG. 6 is a bottom plan view thereof.

**1 Claim, 3 Drawing Sheets**




FIG.1

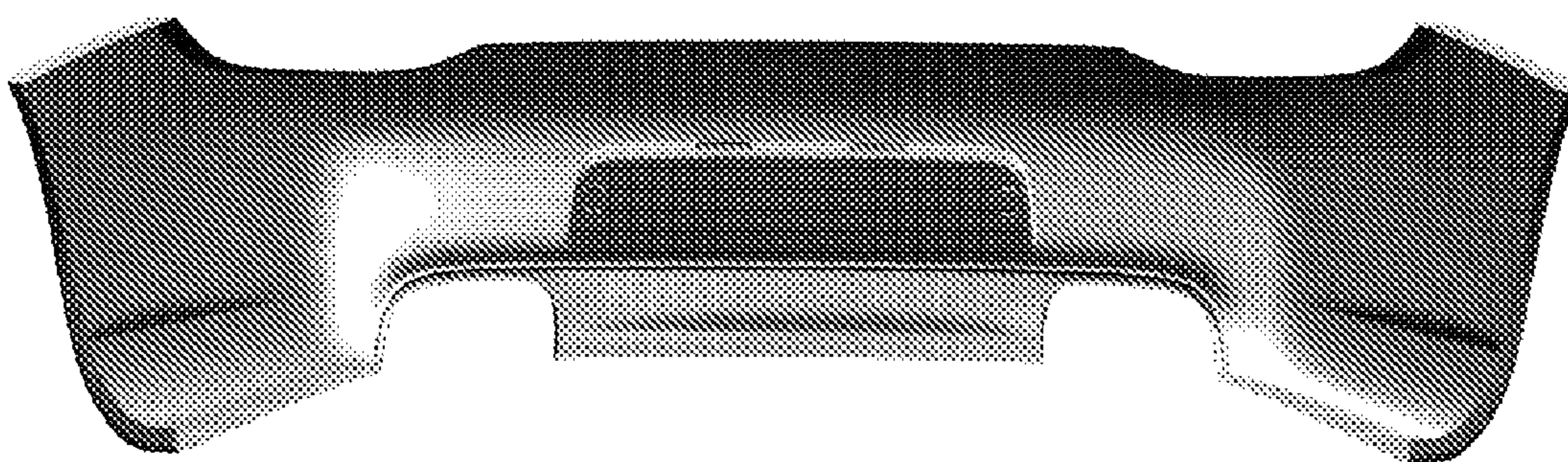



FIG.2




FIG. 3

FIG. 4

