

US00D592553S

(12) **United States Design Patent**
Larson et al.

(10) **Patent No.:** **US D592,553 S**
(45) **Date of Patent:** **** May 19, 2009**

(54) **VEHICLE**

D521,904 S * 5/2006 Moruzzi D12/92
D525,914 S * 8/2006 Taylor et al. D12/92

(75) Inventors: **Grant Larson**, Ludwigsburg (DE);
Peter Varga, Pforzheim (DE)

(73) Assignee: **Dr. Ing. h.c.F. Porsche**
Aktiengesellschaft, Weissach (DE)

* cited by examiner

Primary Examiner—Melody N Brown

(**) Term: **14 Years**

(57) **CLAIM**

(21) Appl. No.: **29/281,523**

The ornamental design for a vehicle, as shown and described.

(22) Filed: **Jun. 26, 2007**

(30) **Foreign Application Priority Data**

DESCRIPTION

Dec. 27, 2006 (DE) 4 06 06 512

FIG. 1 is a front view of a vehicle, showing my new design;

(51) **LOC (9) Cl.** **12-08**

FIG. 2 is a rear view thereof;

(52) **U.S. Cl.** **D12/92**

FIG. 3 is a left-side view thereof;

(58) **Field of Classification Search** D12/86,
D12/90-92; 296/181.1, 181.5

FIG. 4 is a right-side view thereof;

See application file for complete search history.

FIG. 5 is a front, perspective view thereof;

FIG. 6 is a rear, perspective view thereof; and,

(56) **References Cited**

FIG. 7 is a top view thereof.

U.S. PATENT DOCUMENTS

D501,645 S * 2/2005 Hosoda et al. D12/92

1 Claim, 4 Drawing Sheets






FIG.1




FIG.2

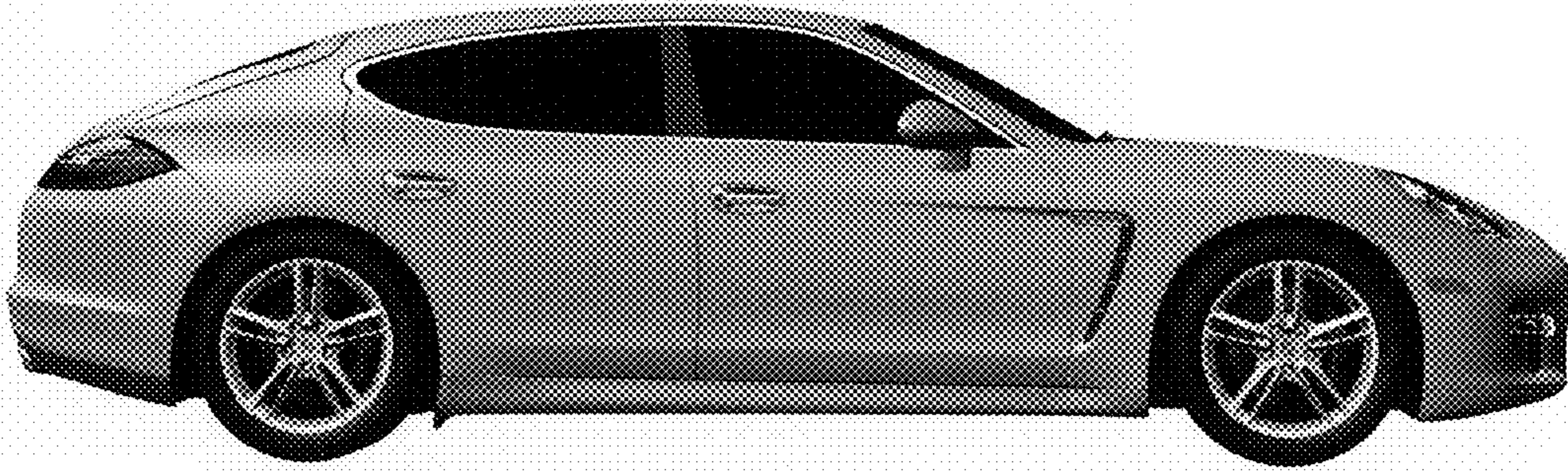


FIG.3

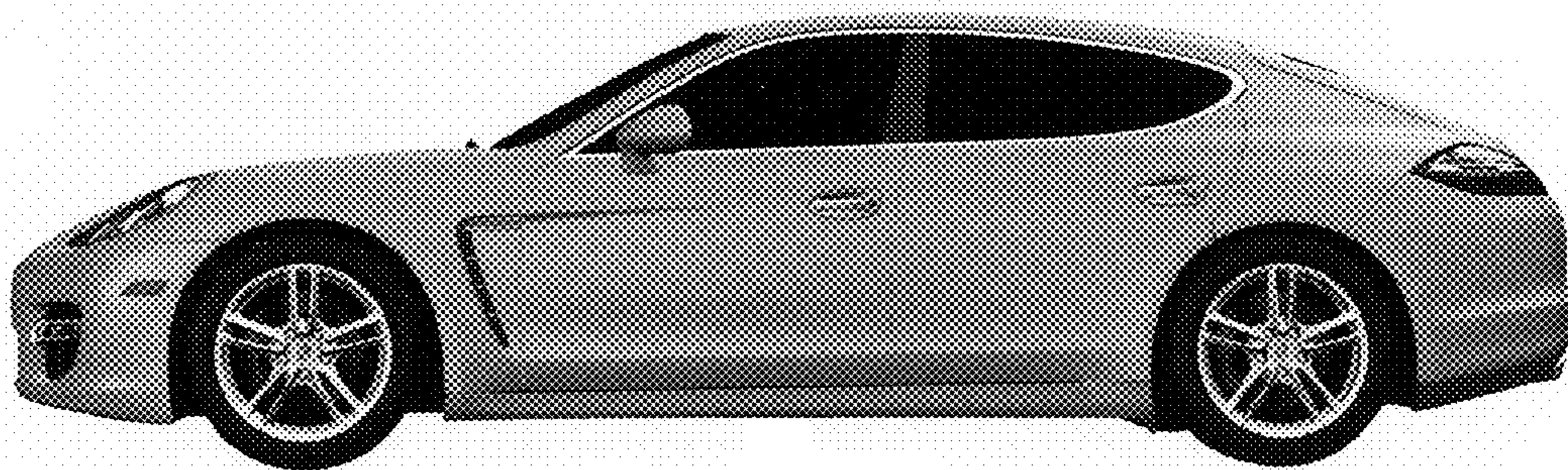


FIG.4




FIG. 5




FIG. 6




FIG.7