



US00D592539S

(12) **United States Design Patent**
Santos

(10) **Patent No.:** **US D592,539 S**

(45) **Date of Patent:** **** May 19, 2009**

(54) **JEWELRY PENDANT**

(76) **Inventor:** **Kevin Castillo Santos**, P.O. Box
720542, Pinon Hills, CA (US) 92372

(**) **Term:** **14 Years**

(21) **Appl. No.:** **29/326,443**

(22) **Filed:** **Oct. 17, 2008**

(51) **LOC (9) Cl.** **11-03**

(52) **U.S. Cl.** **D11/79**

(58) **Field of Classification Search** D11/8,
D11/7, 9, 10, 11, 12, 14, 16, 17, 18, 21, 22,
D11/40, 43, 44, 45, 48, 49, 56, 6, 2, 66, 75,
D11/77, 78, 79, 80, 81, 82, 83, 84, 85, 89,
D11/90, 95-105, 108, 109, 115, 116, 131,
D11/132, 133, 140, 141, 157, 159, 164, 184,
D11/121; 63/1.11, 1.12, 1.13, 1.14, 1.16,
63/1.18, 13, 14.1, 35, 38, 39, 3.1, 20, 23,
63/33, 40, 42

See application file for complete search history.

(56) **References Cited**

U.S. PATENT DOCUMENTS

D459,266 S * 6/2002 Rizzetto D11/79

D542,690 S * 5/2007 Miller et al. D11/26
D551,113 S * 9/2007 Shin D11/79
D551,115 S * 9/2007 Azrielant D11/79

* cited by examiner

Primary Examiner—T. Chase Nelson

Assistant Examiner—Ania K Dworzecka

(74) *Attorney, Agent, or Firm*—QuickPatents, Inc.; Kevin Prince

(57) **CLAIM**

I claim the ornamental design for a jewelry pendant, as shown and described.

DESCRIPTION

FIG. 1 is a perspective view of a jewelry pendant, showing my new design;

FIG. 2 is a front elevational view of the invention;


FIG. 3 is a rear elevational view of the invention;

FIG. 4 is a left-side elevational view of the invention, the right-side elevational view being a mirror image thereof;

FIG. 5 is a top plan view of the invention; and,

FIG. 6 is a bottom plan view of the invention.

1 Claim, 2 Drawing Sheets






FIG. 1




FIG. 2




FIG. 3

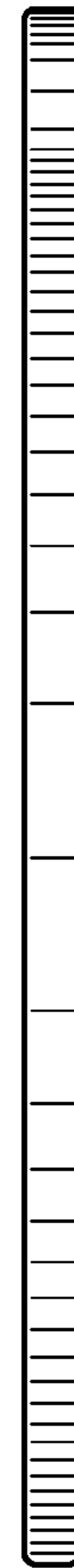


FIG. 4



FIG. 5




FIG. 6