



US00D592538S

(12) **United States Design Patent**  
**Momjian**

(10) **Patent No.:** **US D592,538 S**  
(45) **Date of Patent:** **\*\* May 19, 2009**

(54) **EARRING**

(75) Inventor: **Hagop Momjian**, Jerusalem (IL)

(73) Assignee: **The Jerusalem Jewelry Mfg. Co. Ltd.**,  
Jerusalem (IL)

(\*\*) Term: **14 Years**

(21) Appl. No.: **29/322,651**

(22) Filed: **Aug. 8, 2008**

(51) **LOC (9) Cl.** ..... **11-01**

(52) **U.S. Cl.** ..... **D11/40**

(58) **Field of Classification Search** ..... D11/40-48,  
D11/34; 63/12-14.3, 4, 7, 27, 28

See application file for complete search history.

(56) **References Cited**

**U.S. PATENT DOCUMENTS**

D292,560 S	*	11/1987	Di Maria et al.	.....	D11/42
D448,113 S	*	9/2001	A.	.....	D11/75
D545,716 S	*	7/2007	Bulgari	.....	D11/40
D562,183 S		2/2008	Momjian		
D562,184 S		2/2008	Momjian		
D562,718 S	*	2/2008	Wong	.....	D11/40
D576,069 S		9/2008	Momjian		
D578,429 S		10/2008	Momjian		

**OTHER PUBLICATIONS**

Crystal Hoop Earrings, Serengeti, Preview Summer 2005, p. 13.\*  
Snap Bar Hoops, Ross-Simons, 2001, p. 63.\*

\* cited by examiner

*Primary Examiner*—Cathron C Brooks

*Assistant Examiner*—Melanie Levy

(74) *Attorney, Agent, or Firm*—Caesar, Rivise, Bernstein,  
Cohen & Pokotilow, Ltd.

(57) **CLAIM**

The ornamental design for the earring, as shown and described.

**DESCRIPTION**

FIG. 1 is a front elevational view of an earring showing my new design;

FIG. 2 is a rear elevational view thereof;

FIG. 3 is an end view thereof;

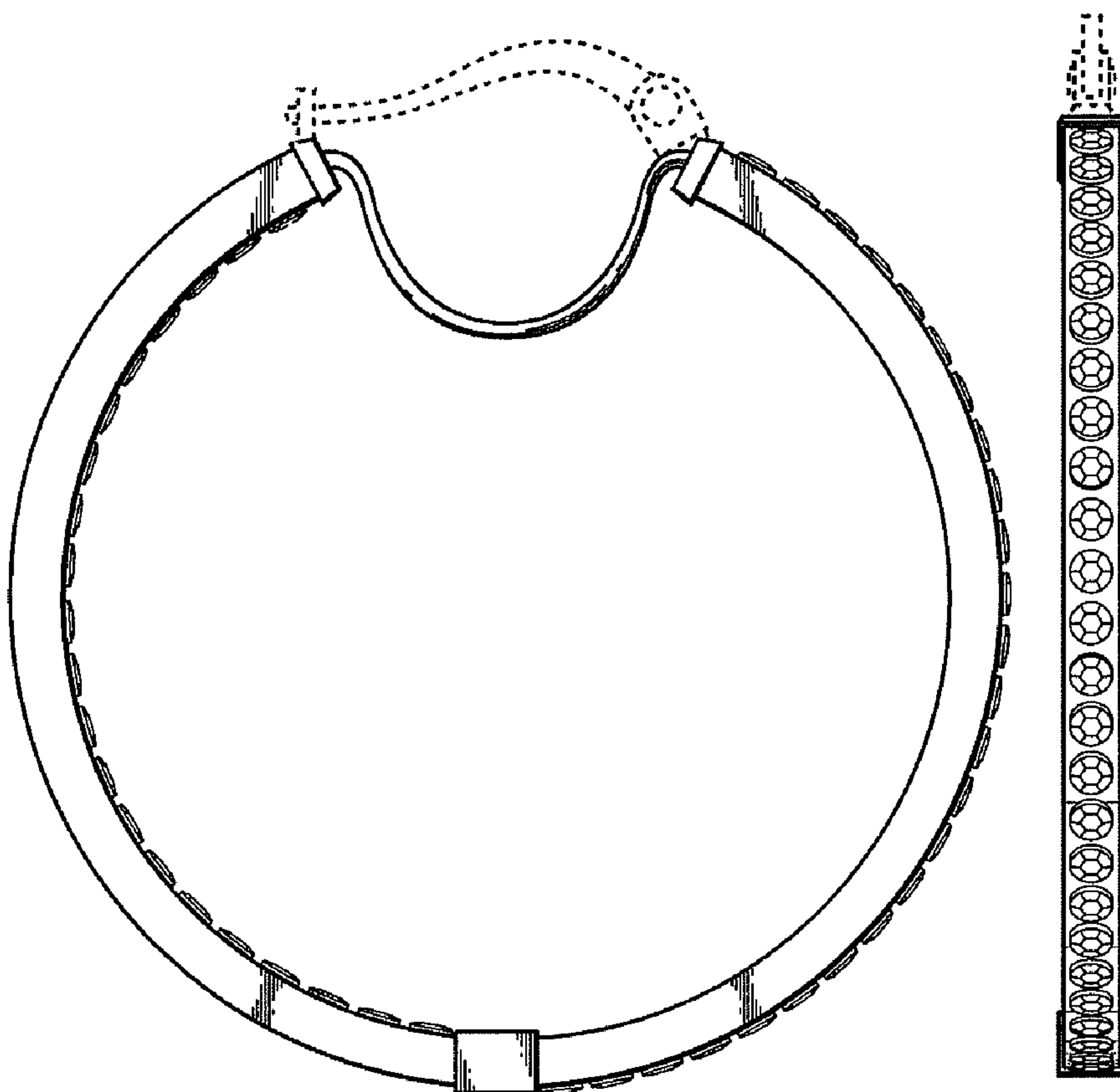
FIG. 4 is an end view thereof;

FIG. 5 is a top plan view thereof; and,

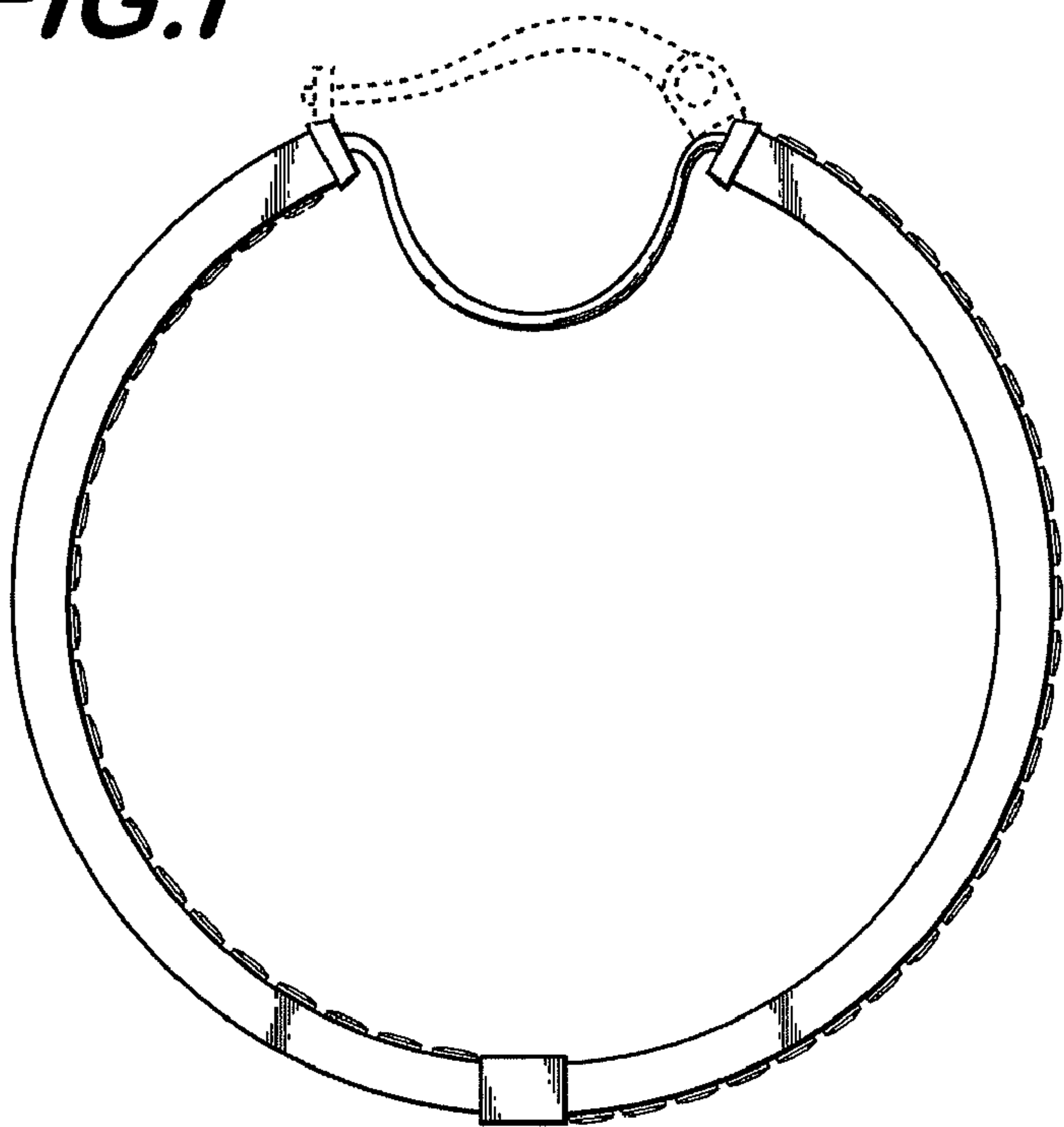
FIG. 6 is a bottom plan view thereof.

The broken lines shown in the drawings represent unclaimed portions of the earring and form no part thereof.

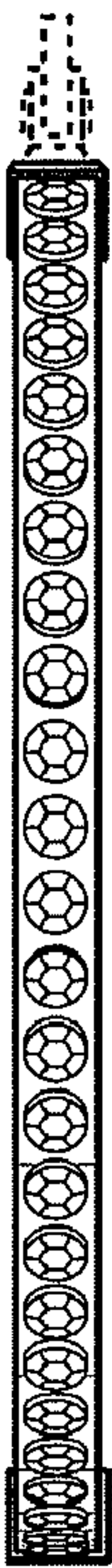
**1 Claim, 2 Drawing Sheets**




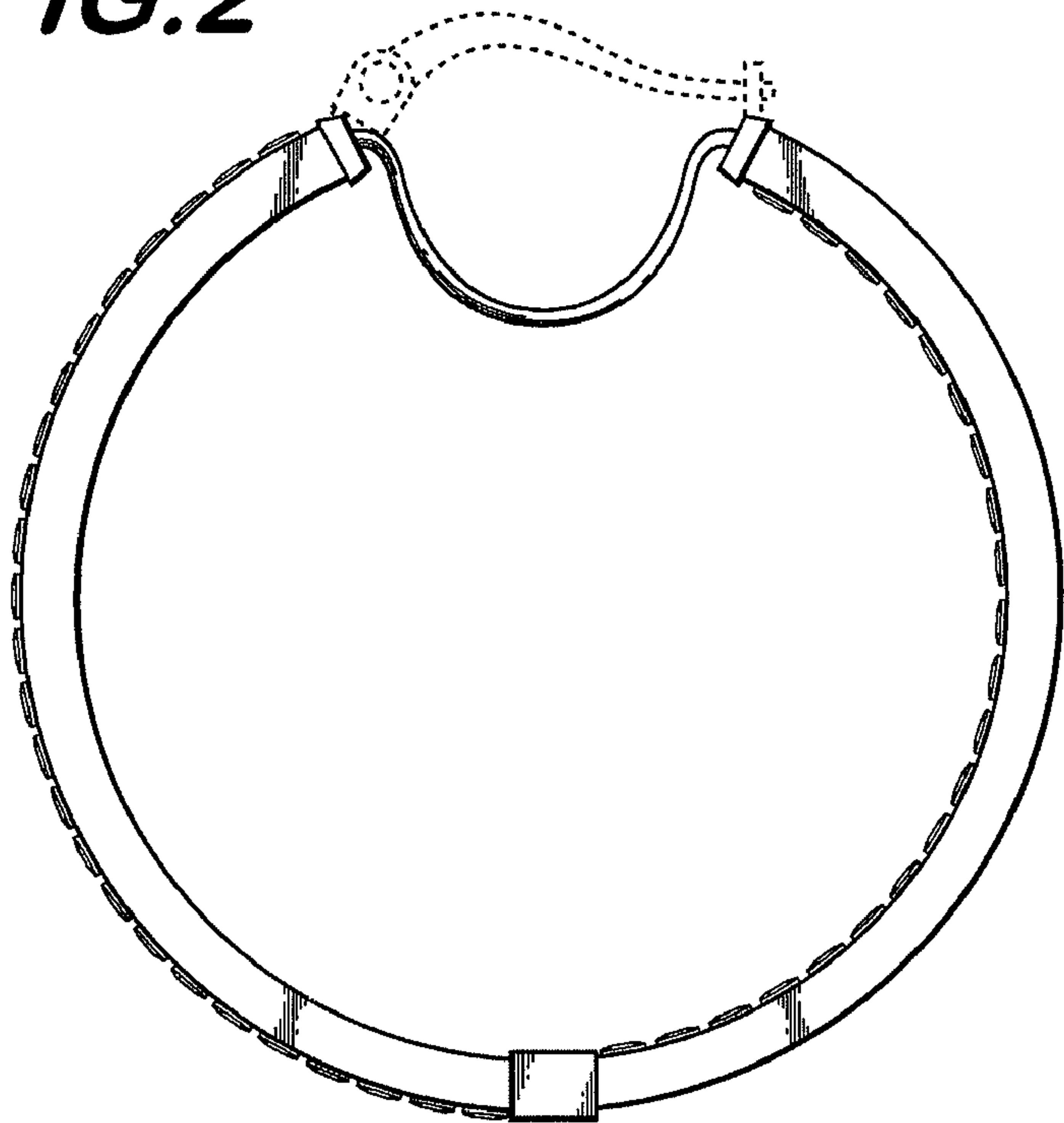
**FIG.1**



**FIG.3**

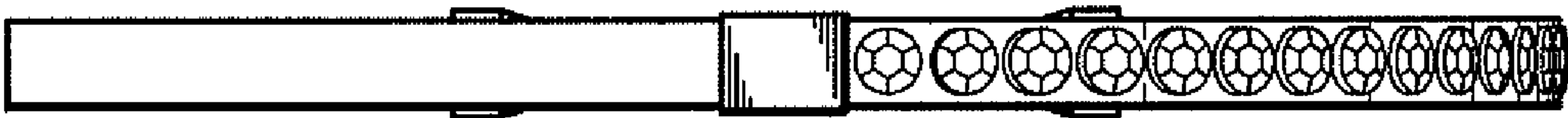


**FIG.2**



**FIG.4**

*FIG. 5*



*FIG. 6*