

US00D592518S

(12) **United States Design Patent**
Faulon

(10) **Patent No.:** **US D592,518 S**

(45) **Date of Patent:** **** May 19, 2009**

(54) **JAR**

(75) Inventor: **Loic Faulon**, Beuren (DE)

(73) Assignee: **Societe des Produits Nestle S.A.**, Vevey (CH)

(**) Term: **14 Years**

(21) Appl. No.: **29/304,101**

(22) Filed: **Feb. 25, 2008**

(30) **Foreign Application Priority Data**

Sep. 24, 2007 (CH) 134396

(51) **LOC (9) Cl.** **09-01**

(52) **U.S. Cl.** **D9/539**; D9/537; D9/549

(58) **Field of Classification Search** D9/500,
D9/503, 504, 516, 522, 530, 537–540, 544,
D9/545, 549, 572, 573, 574, 575; 215/381–385
See application file for complete search history.

(56) **References Cited**

U.S. PATENT DOCUMENTS

D214,425 S *	6/1969	Vanderhyds	D9/538
D228,879 S *	10/1973	Plummer	D9/500
D354,200 S *	1/1995	Grappolini	D7/538
D426,773 S *	6/2000	Warner et al.	D9/503
D445,337 S *	7/2001	Croft et al.	D9/504
D447,693 S *	9/2001	Warner et al.	D9/776
D508,209 S *	8/2005	Lamb et al.	D9/689

D511,302 S *	11/2005	Lamb et al.	D9/689
D525,129 S *	7/2006	Hutter et al.	D9/502
D533,064 S *	12/2006	Glynn et al.	D9/500
D568,155 S *	5/2008	Glydon et al.	D9/500
D574,242 S *	8/2008	Lin	D9/500
D577,288 S *	9/2008	Wilson et al.	D9/500
D583,240 S *	12/2008	Bourne	D9/500

* cited by examiner

Primary Examiner—Stella M Reid

Assistant Examiner—Elizabeth J Oswecki

(74) *Attorney, Agent, or Firm*—K & L Gates LLP

(57) **CLAIM**

The ornamental design for a jar, as shown and described.

DESCRIPTION

FIG. 1 is a front perspective view of a jar showing my new design;

FIG. 2 is a front elevation view thereof, the rear elevation view being a mirror image thereof;

FIG. 3 is a right side elevation view thereof, the left side elevation view being a mirror image thereof;

FIG. 4 is a top view thereof; and,

FIG. 5 is a bottom view thereof.

The broken line showing of a pour spout in FIGS. 1–3 and the bottom of the jar in FIG. 4 is included for the purpose of illustrating only and forms no part of the claimed design.

1 Claim, 2 Drawing Sheets

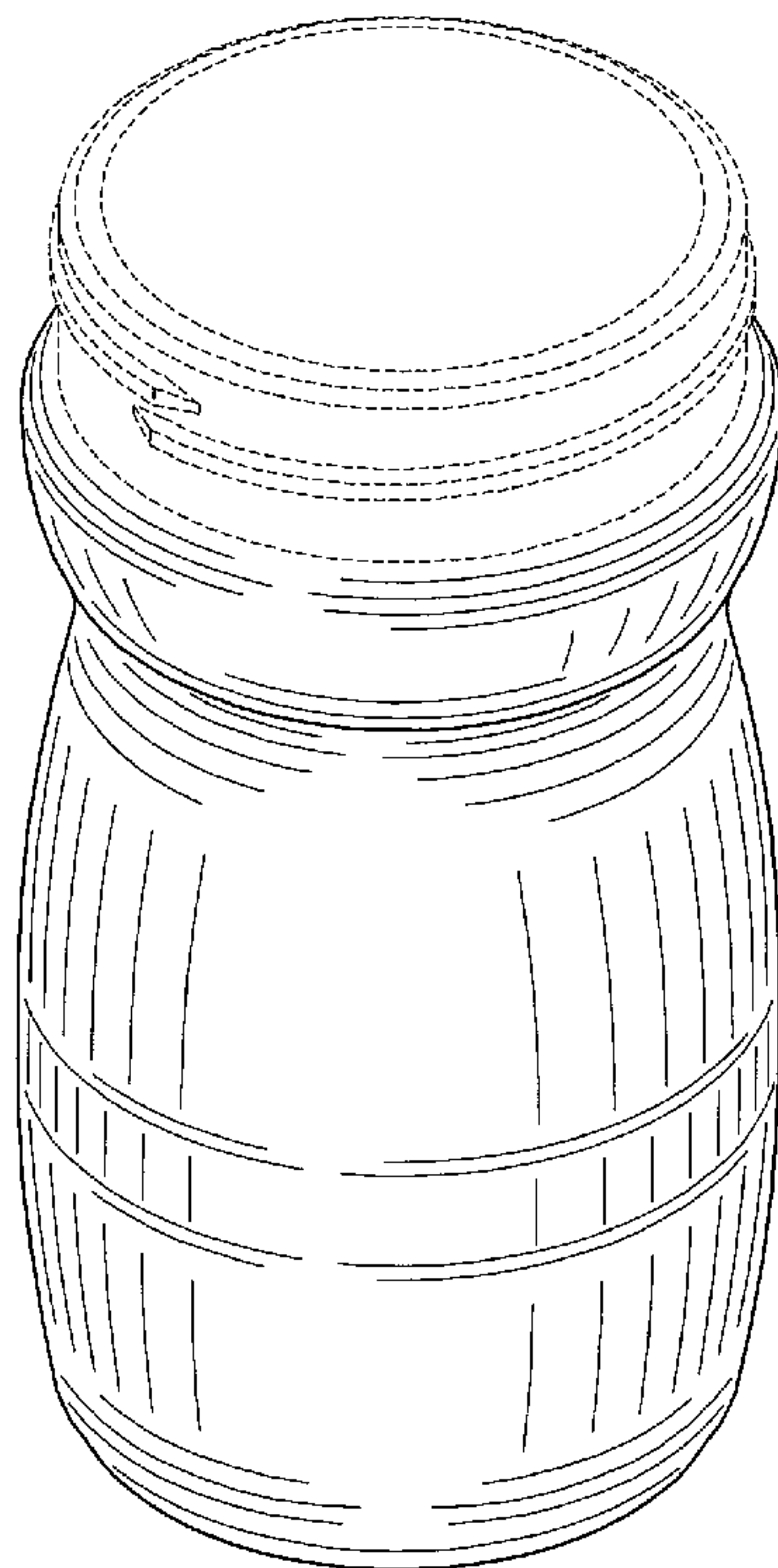


FIG. 1

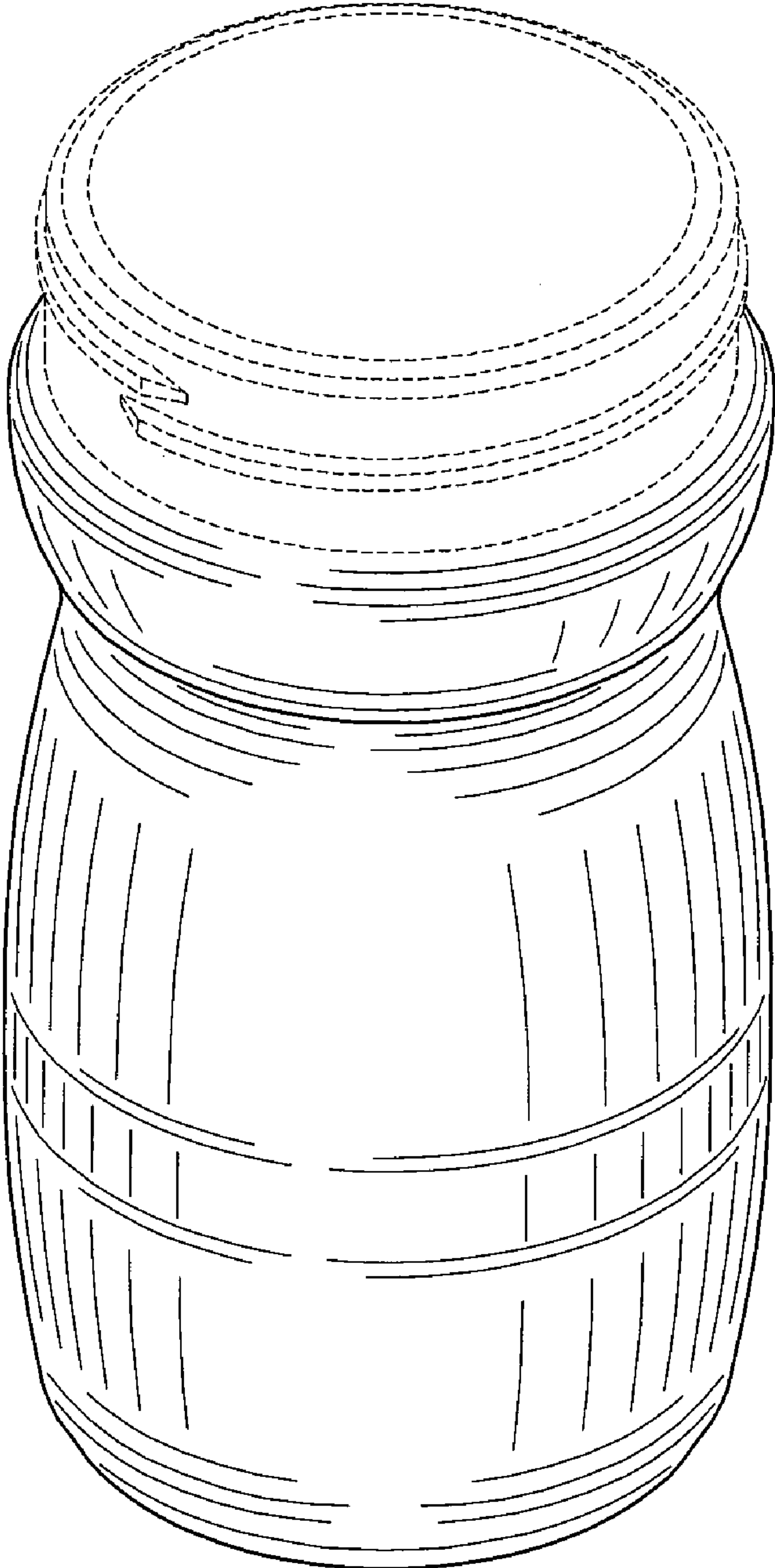


FIG. 2

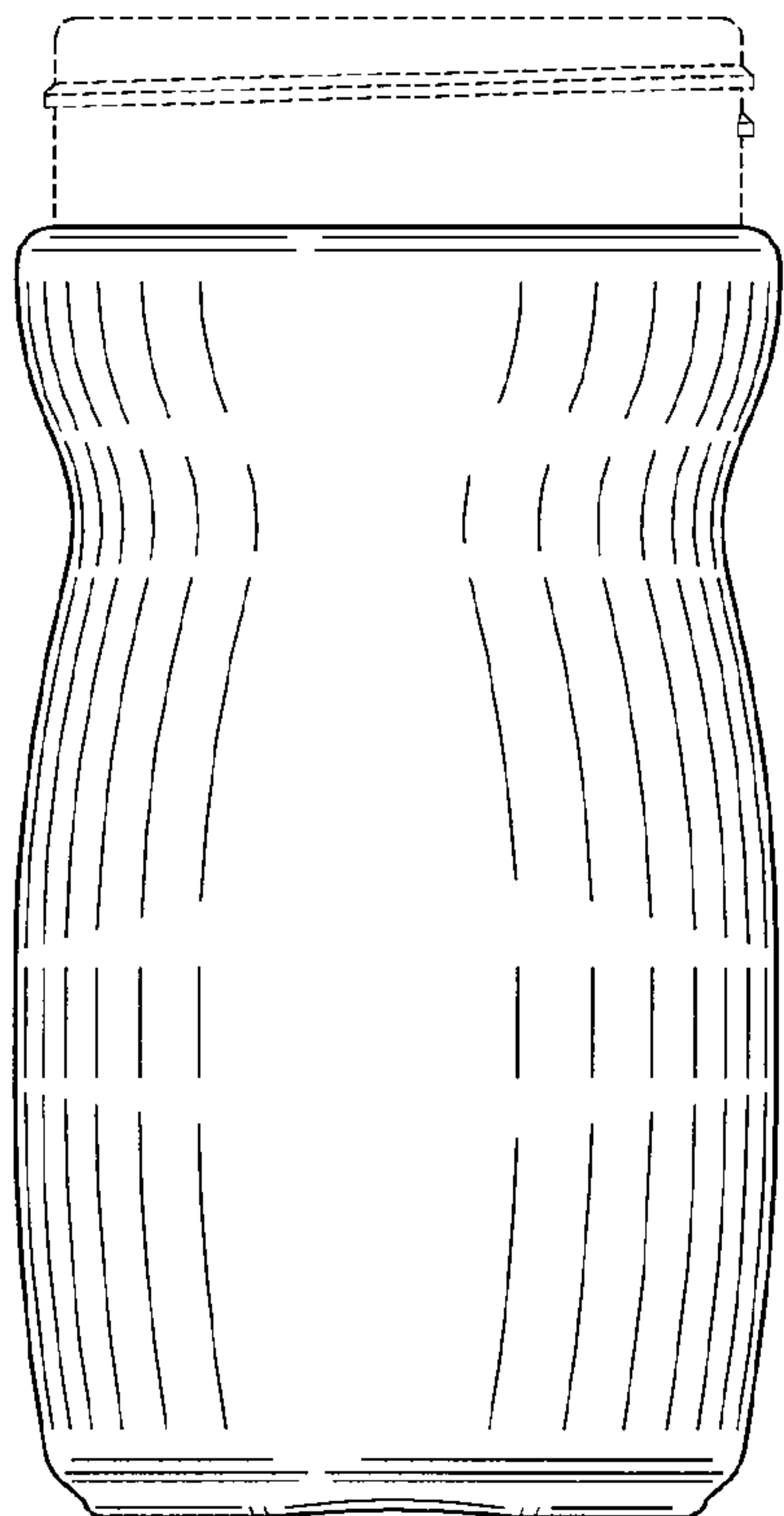


FIG. 3

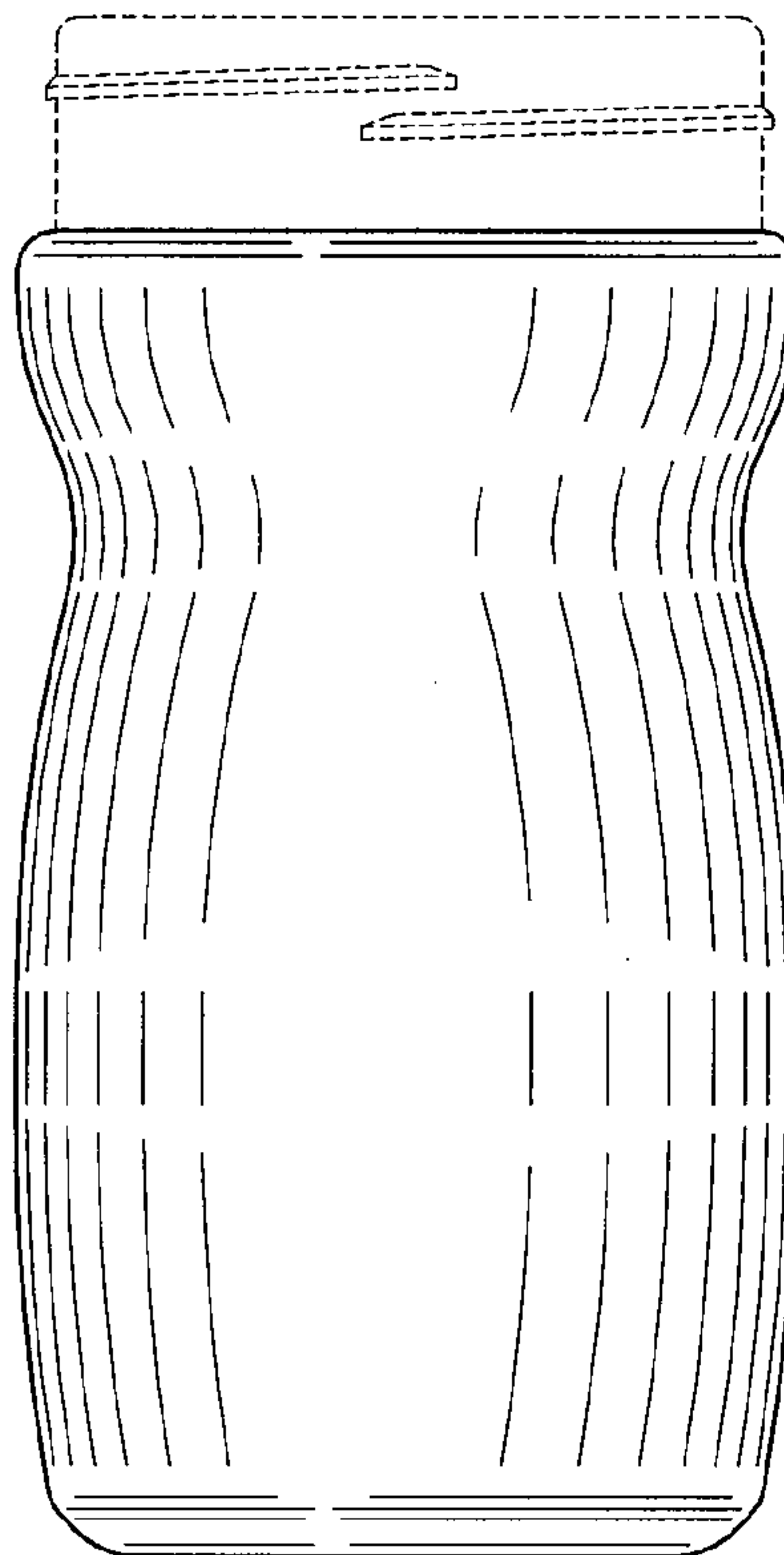


FIG. 4

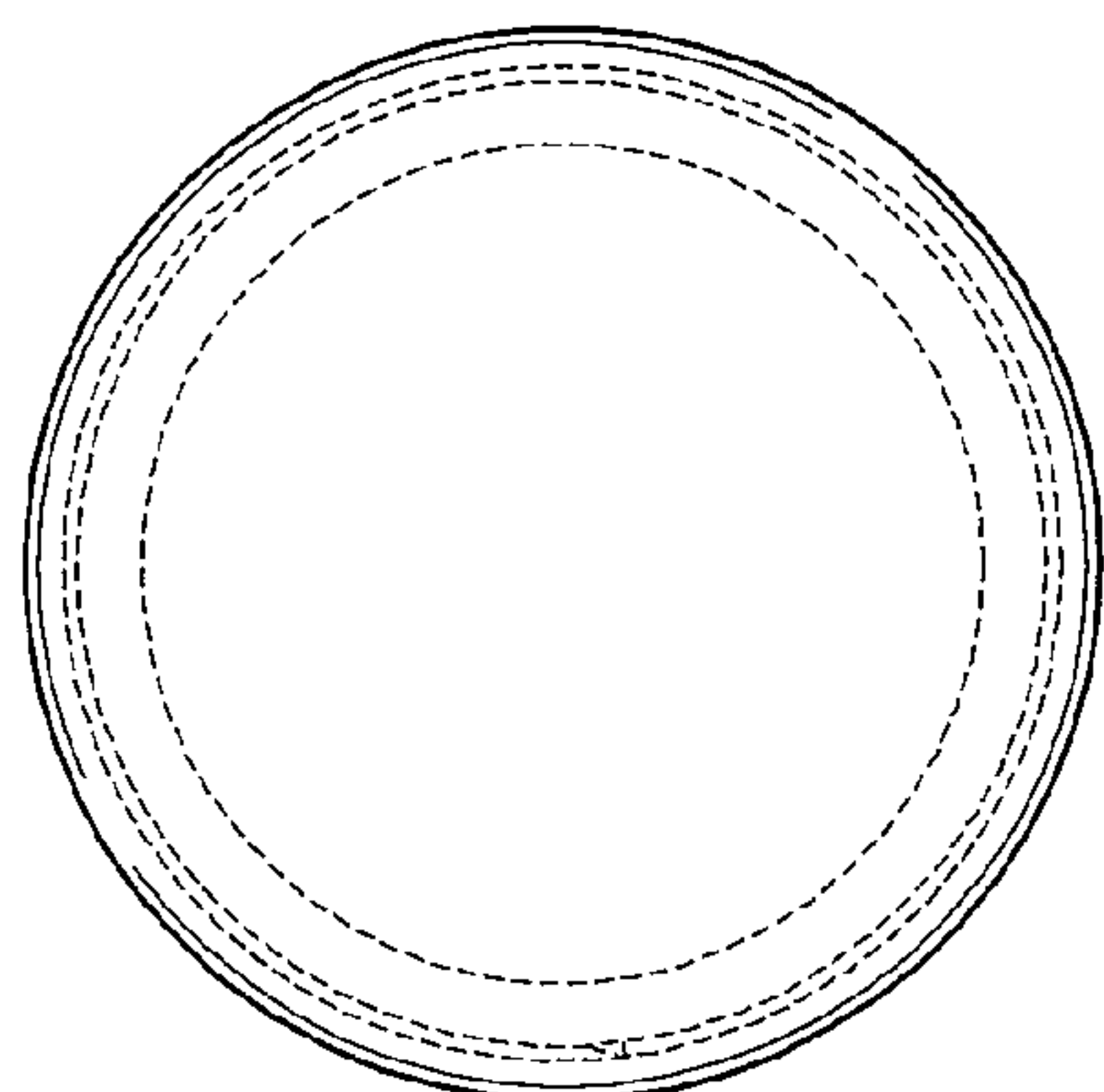


FIG. 5

