



US00D592516S

(12) **United States Design Patent**
Cummings et al.

(10) **Patent No.:** **US D592,516 S**
(45) **Date of Patent:** **** May 19, 2009**

(54) **CONTAINER**

(75) Inventors: **Bruce Cummings**, New York, NY (US);
Jeffrey Mayers, Ridgefield Park, NJ
(US); **Elaine Casey**, New York, NY (US)

(73) Assignee: **Colgate-Palmolive Company**, New
York, NY (US)

(**) Term: **14 Years**

(21) Appl. No.: **29/317,799**

(22) Filed: **May 7, 2008**

(51) **LOC (9) Cl.** **09-01**

(52) **U.S. Cl.** **D9/530; D9/537; D9/539;**
D9/542; D9/571

(58) **Field of Classification Search** **D9/516-575,**
D9/682-694; 215/379-385; 220/669-675
See application file for complete search history.

(56) **References Cited**

U.S. PATENT DOCUMENTS

- D91,080 S 11/1933 Nitardy
- D95,965 S 10/1934 Kihn
- D103,789 S 3/1937 Nitardy
- D108,224 S 2/1938 Spielman
- D108,727 S 3/1938 Dunnock
- D127,711 S 6/1941 Foley
- 2,586,687 A 2/1952 Mellon
- D194,332 S 1/1963 Houghton
- D198,233 S 5/1964 Anderson
- D220,248 S 3/1971 Blumenthal
- D227,444 S 6/1973 Strand
- D289,979 S * 5/1987 Crawford D9/542
- D307,646 S 5/1990 Kingsford
- D332,050 S 12/1992 Schmidt
- D357,632 S 4/1995 Dinand
- D375,895 S 11/1996 Miller
- D379,589 S 6/1997 Rhodes et al.
- D379,766 S 6/1997 Schneider et al.
- D400,800 S * 11/1998 Bertolini et al. D9/565
- D404,293 S 1/1999 Bertolini et al.
- D405,700 S 2/1999 Chae

- D407,980 S 4/1999 Dinand
- D416,199 S 11/1999 Alguire et al.
- D418,424 S 1/2000 Gobe
- D422,902 S 4/2000 Kikuchi
- D430,011 S 8/2000 LeCoule
- D438,785 S 3/2001 Baron
- D444,390 S 7/2001 Kokenge et al.
- D446,121 S 8/2001 Maddy
- D448,306 S 9/2001 de Giovellina
- D448,678 S 10/2001 Bakic
- D449,534 S 10/2001 LeCoule
- D472,147 S 3/2003 Herrmann
- D479,470 S 9/2003 Braaten et al.
- D505,079 S 5/2005 Mulder et al.
- D517,424 S 3/2006 Sanchez
- D521,386 S 5/2006 Priestman

(Continued)

FOREIGN PATENT DOCUMENTS

GB 2071900 * 5/1998

Primary Examiner—Catherine Tuttle
(74) *Attorney, Agent, or Firm*—Amy M. Fernandez

(57) **CLAIM**

The ornamental design for a container, as shown and described.

DESCRIPTION

FIG. 1 is a perspective view of the container showing our design.

FIG. 2 is a front elevation view thereof.

FIG. 3 is a rear elevation view thereof.

FIG. 4 is a left side elevation view thereof.

FIG. 5 is a right side elevation view thereof.

FIG. 6 is a top plan view thereof; and,

FIG. 7 is a bottom plan view thereof.

The dashed line showings of threads and a portion of the bottom plan view are for illustrative purposes only and form no part of the claimed design.

1 Claim, 6 Drawing Sheets



US D592,516 S

Page 2

U.S. PATENT DOCUMENTS

D522,876 S	6/2006	Braaten et al.	D543,119 S	5/2007	McConville et al.
D527,644 S	9/2006	Bakic	D553,001 S	10/2007	Granitz
D535,567 S	1/2007	Snyder	D556,049 S	11/2007	Mongeon et al.
D541,167 S	4/2007	Matsumura et al.	D558,578 S	1/2008	Mongeon et al.
D542,135 S	5/2007	Machmadow	D563,793 S	3/2008	Nomoto
D542,148 S	5/2007	Boucher	D578,406 S *	10/2008	Kuzma et al. D9/558

* cited by examiner

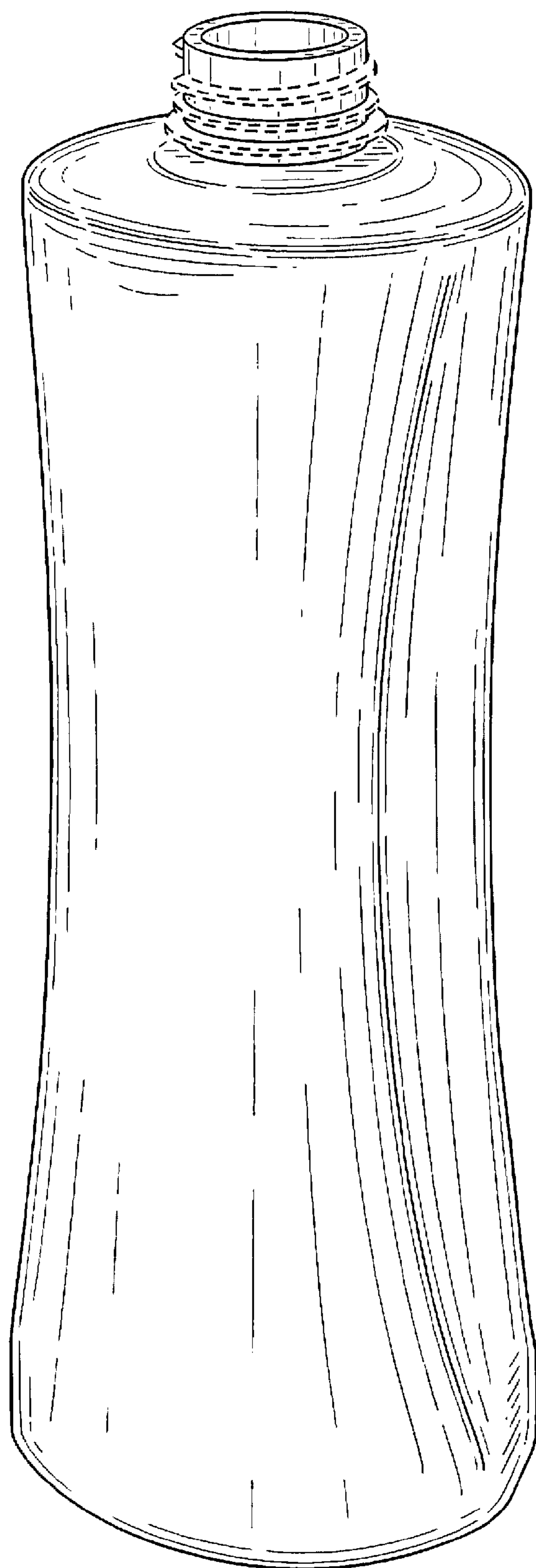


FIG. 1

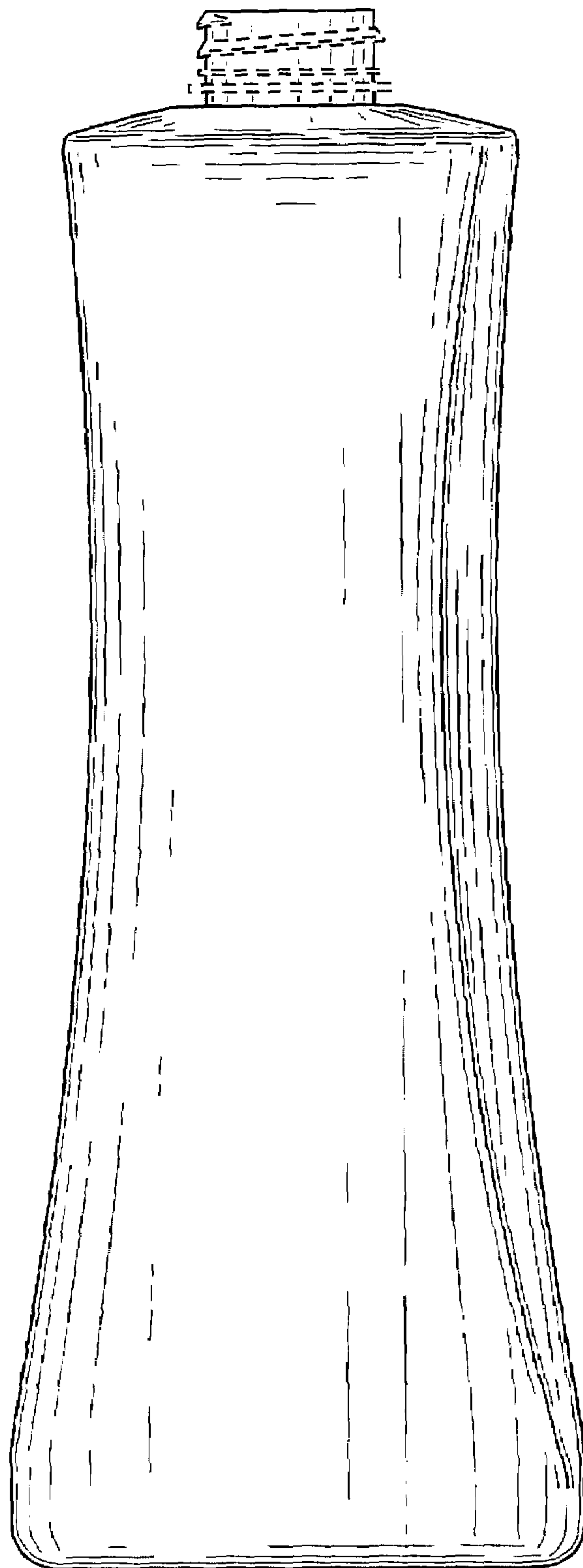


FIG. 2

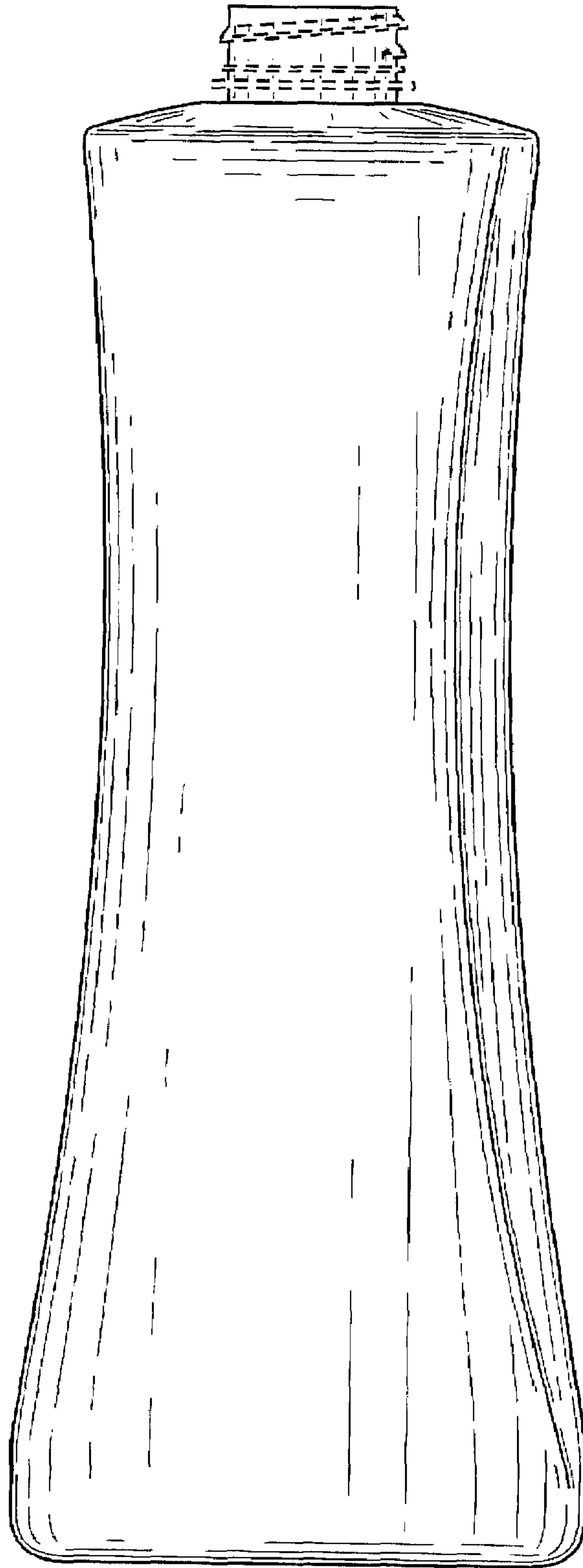


FIG. 3

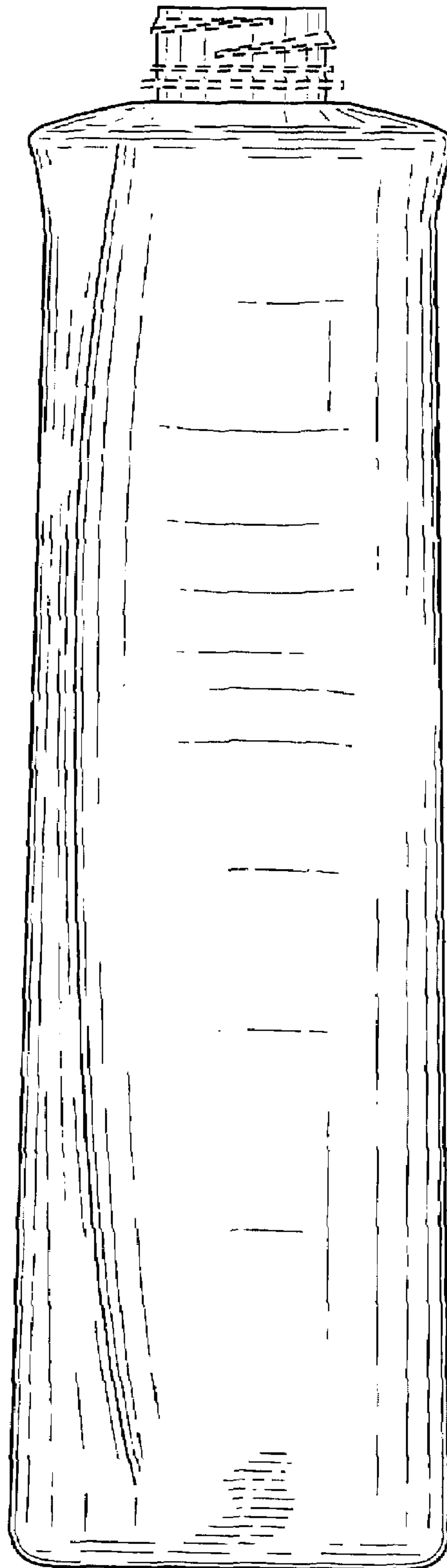


FIG. 4




FIG. 5

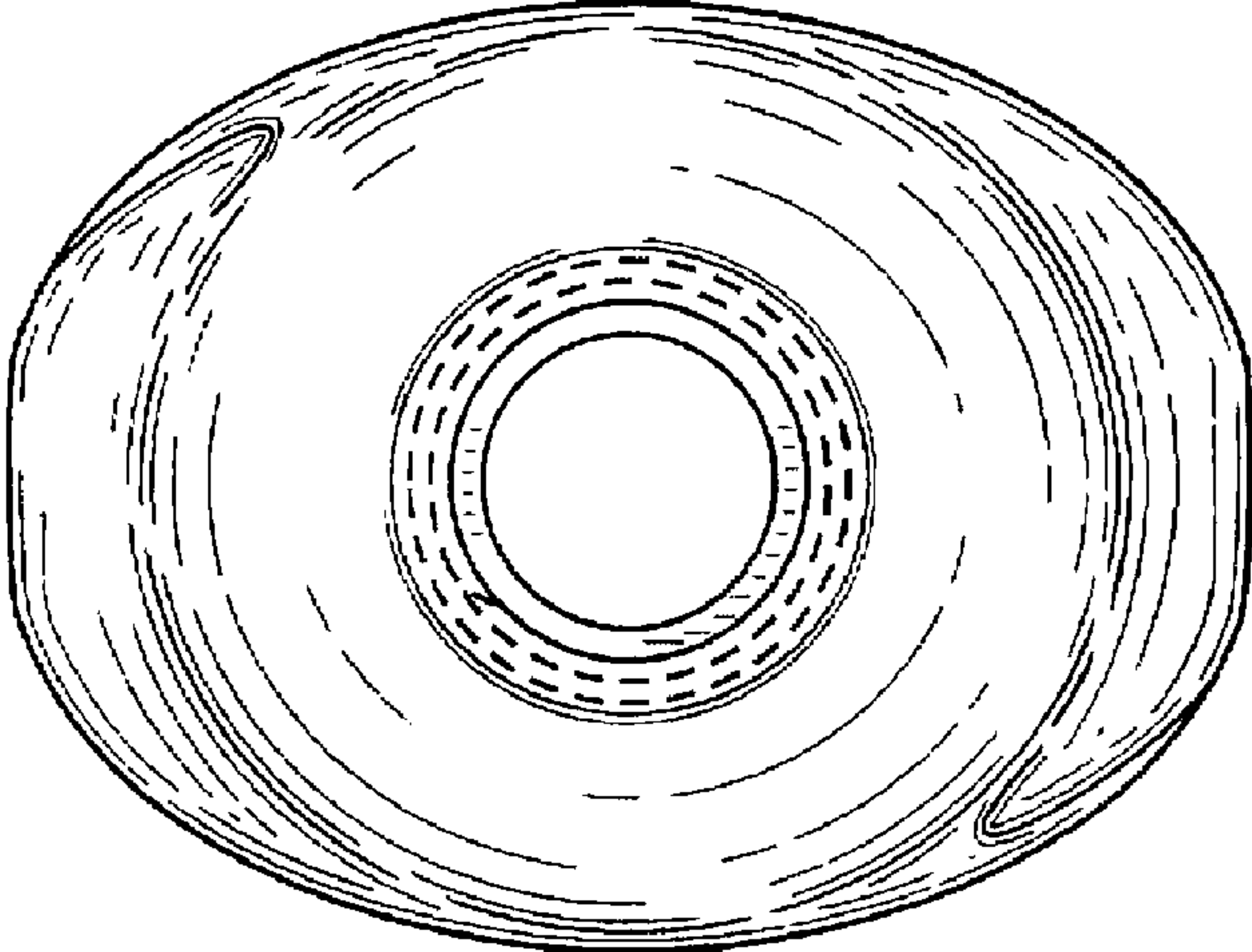


FIG. 6

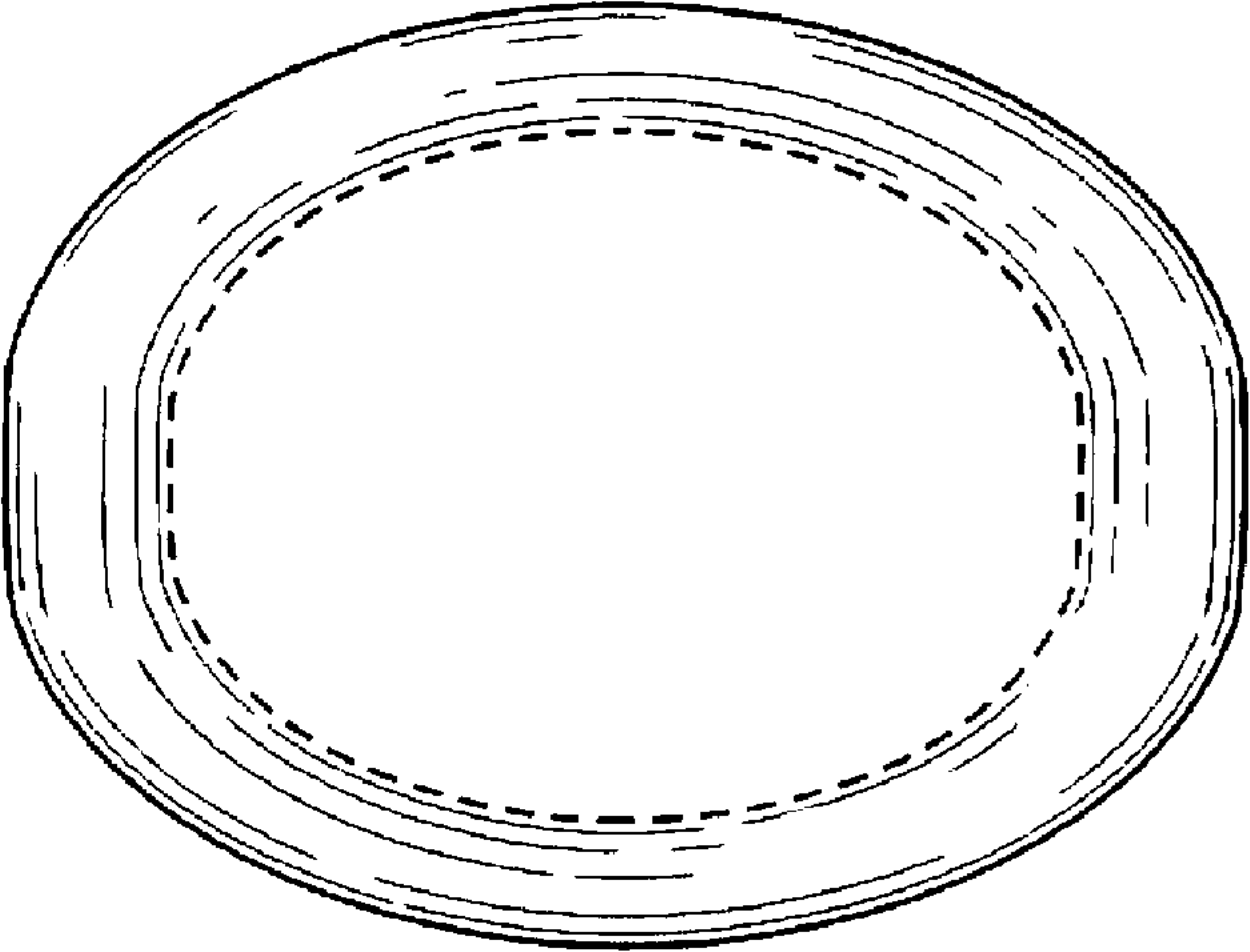


FIG. 7