



US00D592513S

(12) **United States Design Patent**
Zach et al.

(10) **Patent No.:** **US D592,513 S**
(45) **Date of Patent:** **** May 19, 2009**

(54) **APPLICATOR**

(75) Inventors: **Steven A. Zach**, Racine, WI (US);
Doraiswami Jaichandra, Racine, WI
(US); **Michael E. Klinkhammer**,
Racine, WI (US); **William J. Rice**,
Round Lake Beach, IL (US); **Shannon**
L. Bakich, Racine, WI (US)

(73) Assignee: **S.C. Johnson & Son, Inc.**, Racine, WI
(US)

(**) Term: **14 Years**

(21) Appl. No.: **29/269,331**

(22) Filed: **Nov. 29, 2006**

Related U.S. Application Data

(63) Continuation-in-part of application No. 29/254,795,
filed on Feb. 28, 2006, now Pat. No. Des. 538,164.

(51) **LOC (9) Cl.** **09-01**

(52) **U.S. Cl.** **D9/517; D9/549; D9/551;**
D9/557

(58) **Field of Classification Search** **D9/682-694,**
D9/718, 723-724, 905, 501, 516-517, 529-530,
D9/537-540, 548-549, 551-552, 556-558;
D1/102-103, 105, 130, 199; 215/12.1-12.2,
215/381-385; 220/4.27, 23.4, 23.83, 561,
220/761, 766, 770

See application file for complete search history.

(56) **References Cited**

U.S. PATENT DOCUMENTS

D66,788 S 3/1925 Curran

(Continued)

FOREIGN PATENT DOCUMENTS

DE 3321210 A1 12/1984

(Continued)

OTHER PUBLICATIONS

English Translation of WO 2004/043825 A1.

(Continued)

Primary Examiner—Carol Rademaker

(57) **CLAIM**

The ornamental design for an applicator, as shown and described.

DESCRIPTION

In a preferred embodiment, the nature of this product is an applicator used to apply cleaning, disinfecting and/or fragranting adhesive gel to the inside surface of a toilet bowl.

FIG. 1 is a bottom, front, and right side perspective view of a first embodiment of an applicator embodying our new design;

FIG. 2 is a bottom, rear and left side perspective view thereof;

FIG. 3 is a rear elevational view thereof;

FIG. 4 is a front elevational view thereof;

FIG. 5 is a right side elevational view thereof, the left side elevational view being a mirror image;

FIG. 6 is a bottom plan view thereof;

FIG. 7 is a top plan view thereof;

FIG. 8 is a bottom, front, and right side perspective view of a second embodiment of an applicator embodying our new design;

FIG. 9 is a bottom, rear and left side perspective view thereof;

FIG. 10 is a rear elevational view thereof;

FIG. 11 is a front elevational view thereof;

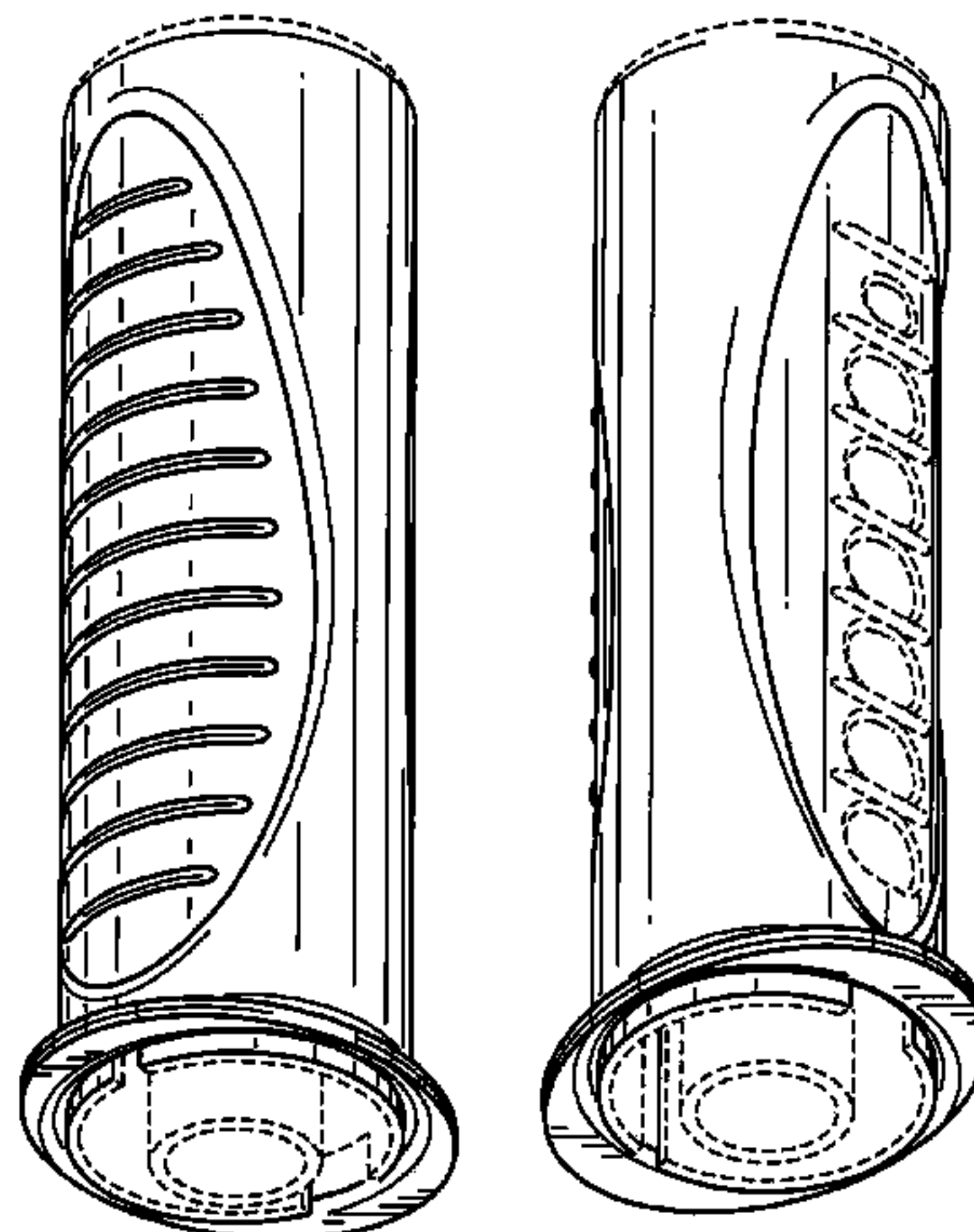
FIG. 12 is a right side elevational view thereof, the left side elevational view being a mirror image;

FIG. 13 is a bottom plan view thereof; and,

FIG. 14 is a top plan view thereof.

The broken lines shown in the drawing views are included for the purpose of showing environmental structure that forms no part of the claimed design.

1 Claim, 6 Drawing Sheets



US D592,513 S

Page 2

U.S. PATENT DOCUMENTS

D88,737	S	12/1932	McCormick
D121,604	S	7/1940	Miklos
D203,417	S	1/1966	Linn
3,229,865	A	1/1966	Heisler et al.
3,471,065	A *	10/1969	Malone 222/321.1
3,926,343	A	12/1975	Kleiner
4,252,507	A	2/1981	Knickerbocker
4,273,257	A	6/1981	Smith et al.
4,445,626	A	5/1984	Steffen et al.
4,485,943	A	12/1984	Czech
4,658,993	A	4/1987	Vlasich
4,694,977	A	9/1987	Graf et al.
D292,372	S	10/1987	Sykes
D303,627	S	9/1989	Wilkinson
4,944,430	A	7/1990	Graf et al.
D310,022	S	8/1990	Anderson
4,961,521	A	10/1990	Eckman
4,962,868	A	10/1990	Borchard
D318,731	S	7/1991	Chapin
5,099,999	A	3/1992	Balien
D328,028	S	7/1992	Driscoll
5,141,129	A	8/1992	Jennings
D335,450	S	5/1993	Pezzoli et al.
5,219,448	A	6/1993	Hackmann
D337,274	S	7/1993	Thatcher
D353,099	S	12/1994	Poisson
D357,189	S	4/1995	Daucourt
D357,584	S	4/1995	Swingler
5,421,663	A	6/1995	Bravo
D362,626	S	9/1995	Rossi
D366,827	S	2/1996	Rothman
D375,679	S	11/1996	Russell
5,709,306	A	1/1998	Hofmann
5,876,137	A	3/1999	Byrd
D425,411	S	5/2000	May
D428,656	S	7/2000	Alexander et al.
D435,441	S	12/2000	Yoon

D437,219	S	2/2001	Gallart et al.
6,187,350	B1	2/2001	Gallart et al.
6,221,407	B1	4/2001	Gallart et al.
6,273,152	B1	8/2001	Buehler et al.
D450,591	S	11/2001	Escola Gallart et al.
D463,284	S	9/2002	Poisson et al.
D466,401	S	12/2002	Cohen et al.
D468,640	S	1/2003	Mitchell et al.
D477,216	S	7/2003	Gronwall
D477,231	S	7/2003	Muller
D477,529	S	7/2003	Chan
D482,620	S	11/2003	Kleckauskas et al.
6,667,286	B1	12/2003	Dettinger et al.
D493,369	S	7/2004	Murphy
D507,490	S	7/2005	Mero et al.
D511,090	S	11/2005	Devine
D512,918	S	12/2005	Ruiz
D513,185	S	12/2005	Ruiz
D513,187	S	12/2005	Ruiz
D515,869	S	2/2006	Mills et al.
D516,430	S	3/2006	Ruiz
D537,344	S	2/2007	O'Brien et al.
D537,722	S *	3/2007	Jaichandra et al. D9/517
D538,164	S	3/2007	Zach et al.
D539,147	S *	3/2007	O'Brien D9/516
D578,394	S *	10/2008	Shurtleff et al. D9/516
2007/0007302	A1	1/2007	Jaichandra et al.

FOREIGN PATENT DOCUMENTS

EP	457 452	A2	11/1991
EP	1 258 571	A2	11/2002
WO	WO 03/043906	A1	5/2003
WO	WO 2004/043825	A1	5/2004

OTHER PUBLICATIONS

English Abstract for EP 1 258 571 A2.

* cited by examiner

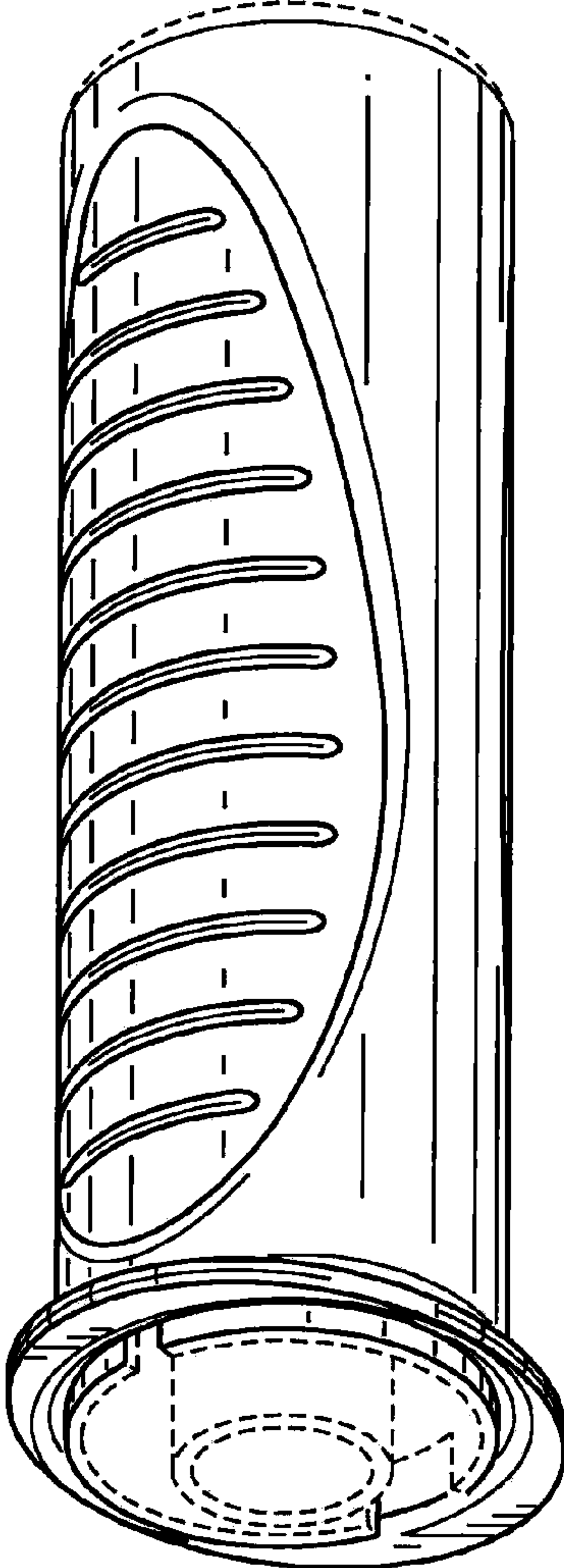


FIG. 1

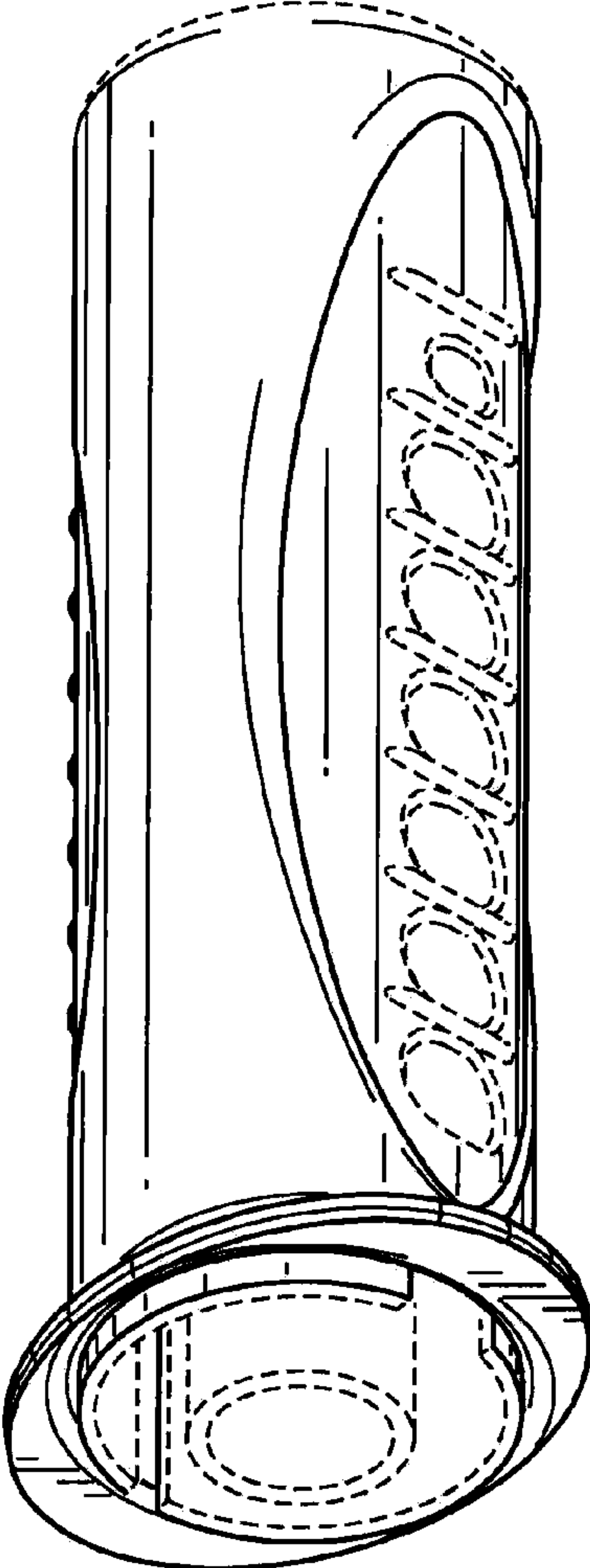


FIG. 2

FIG. 3

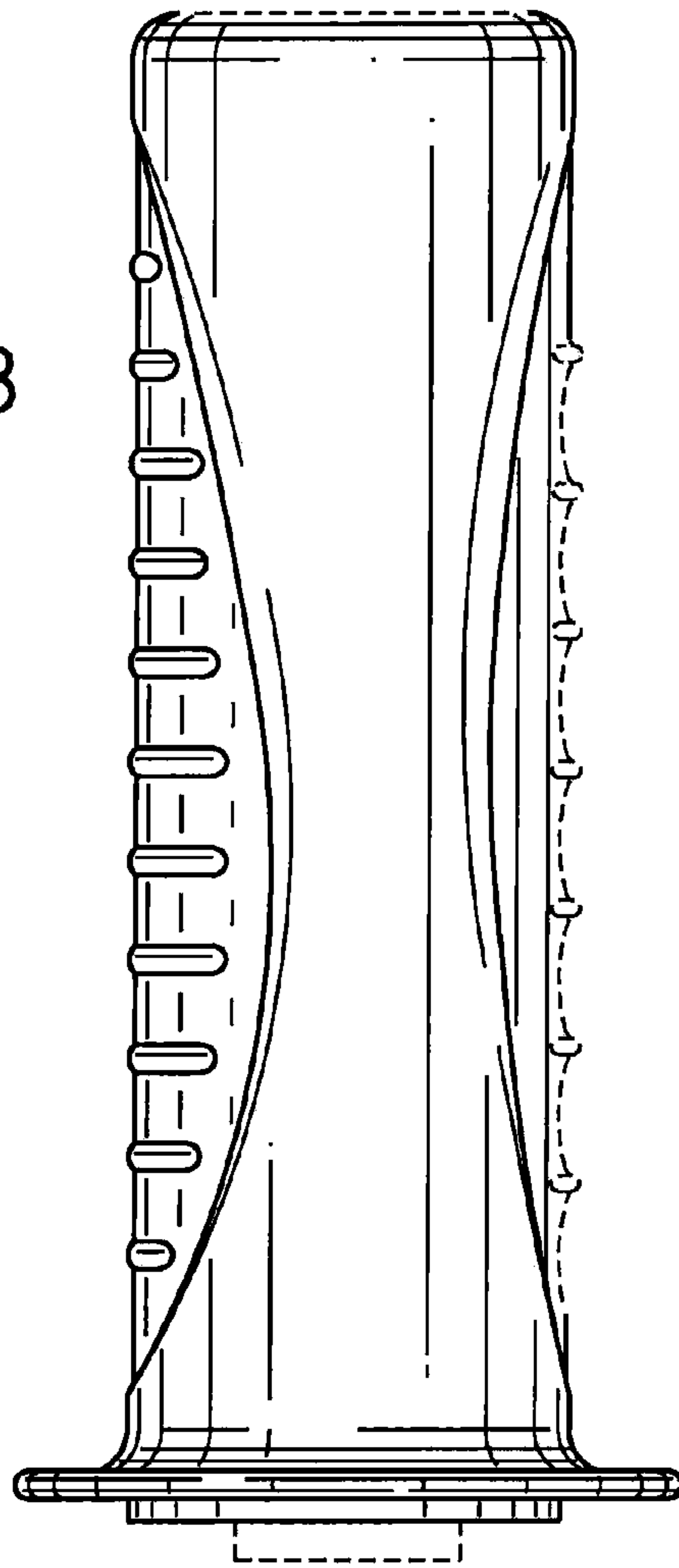


FIG. 4

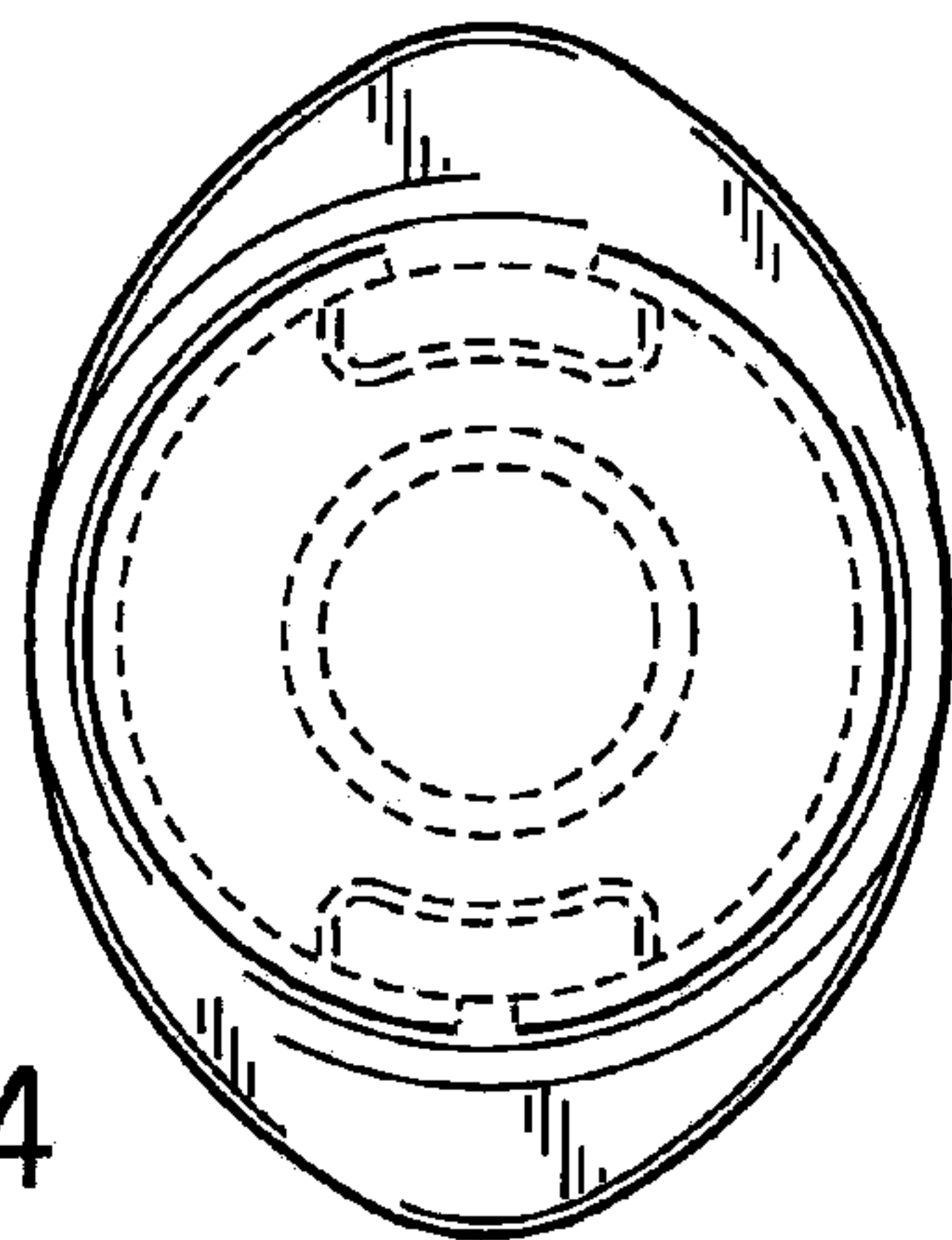
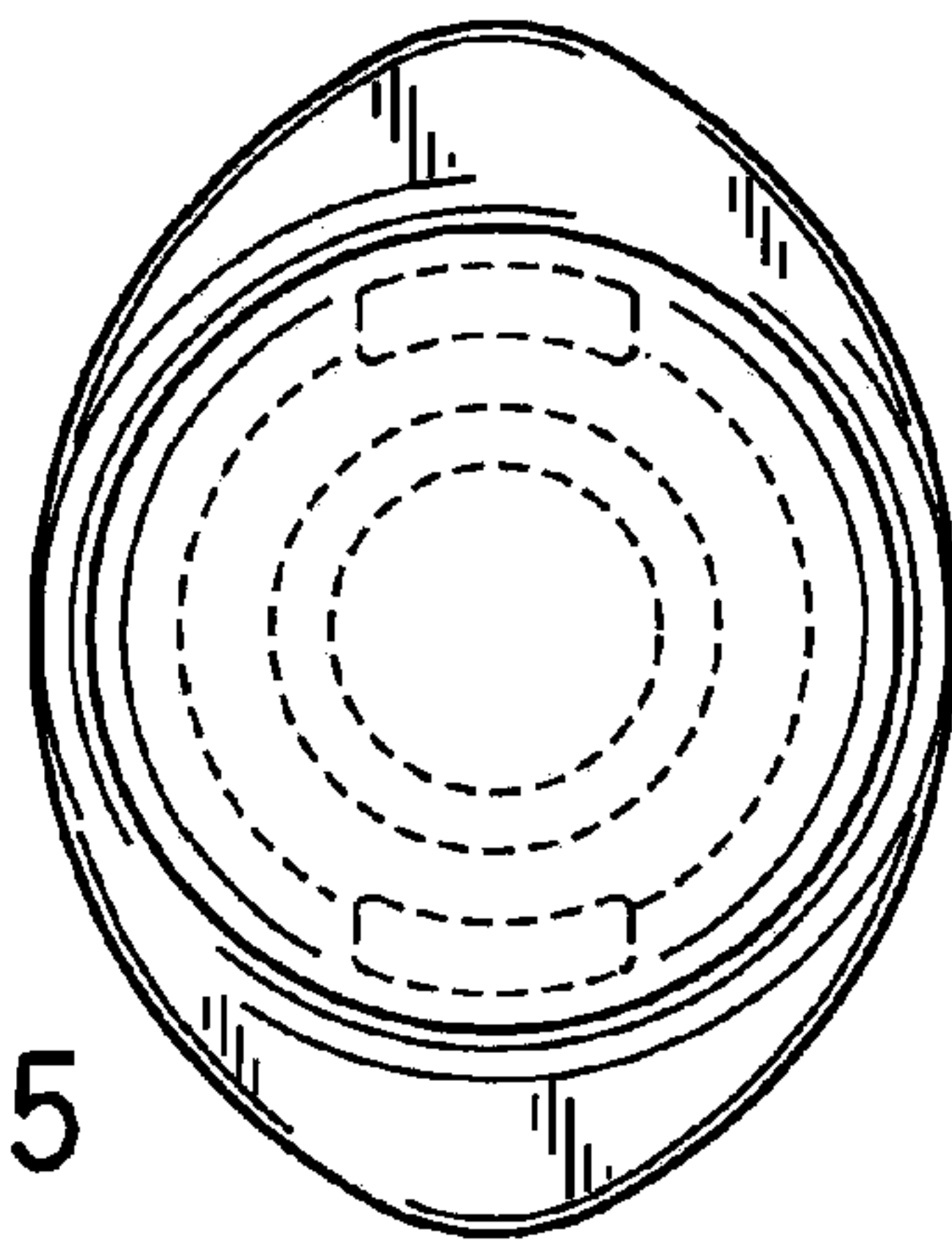


FIG. 5



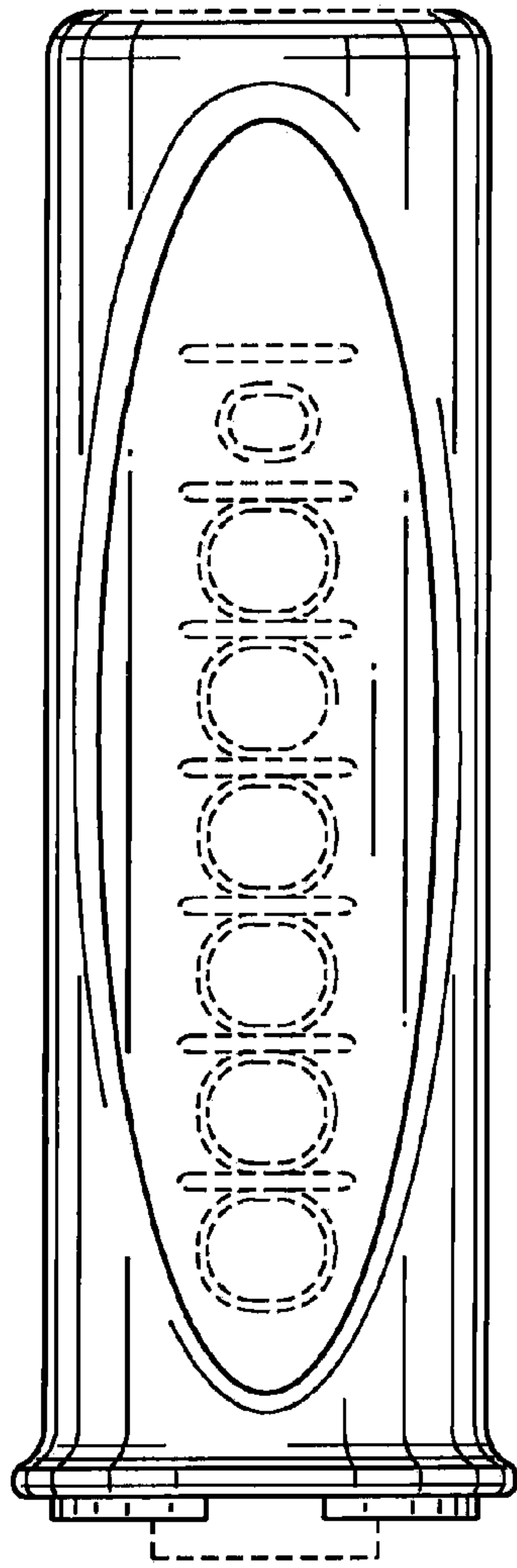


FIG. 6

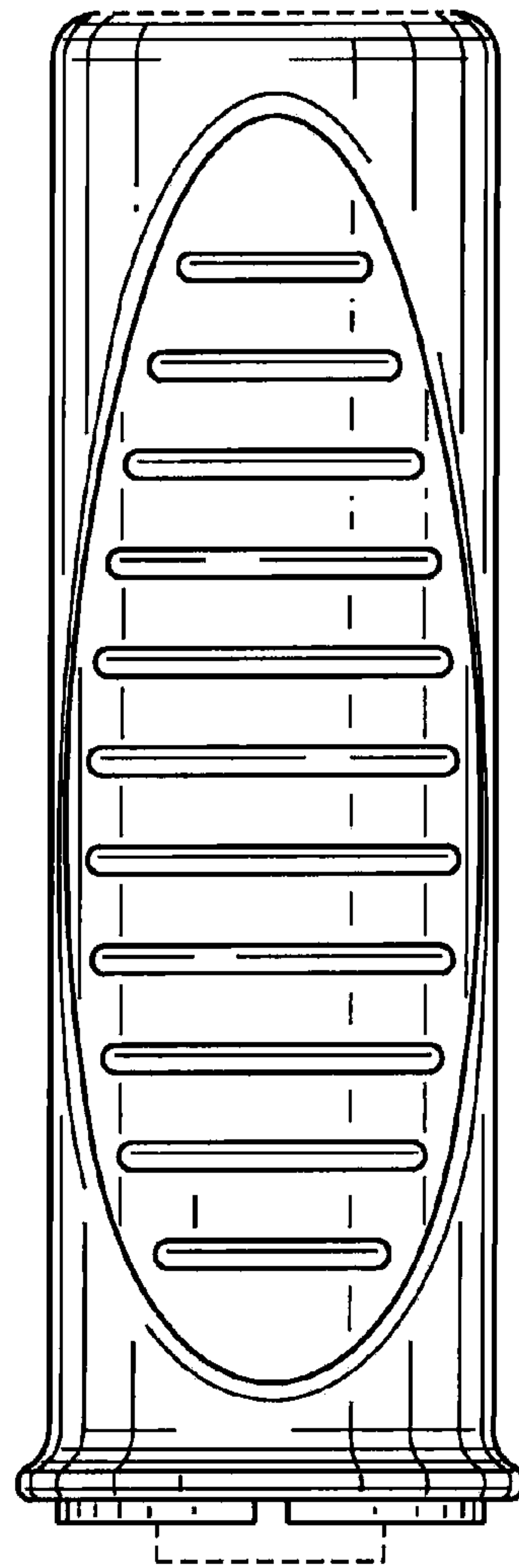


FIG. 7

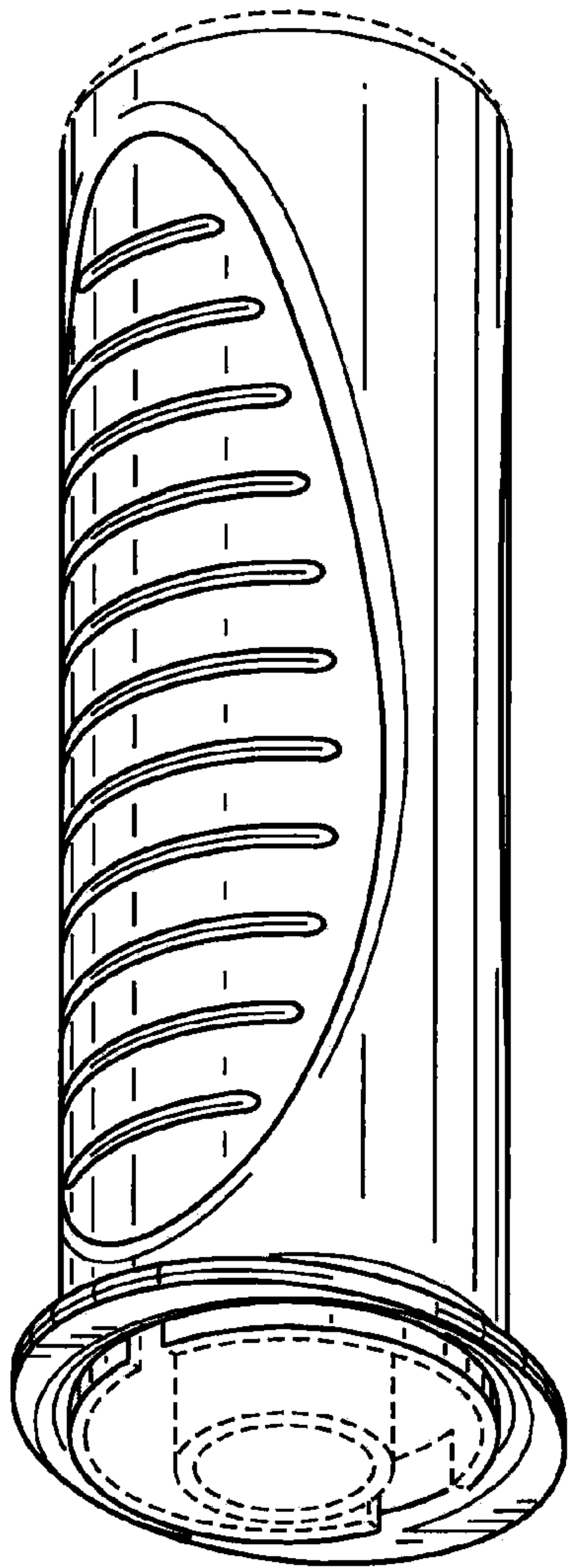


FIG. 8

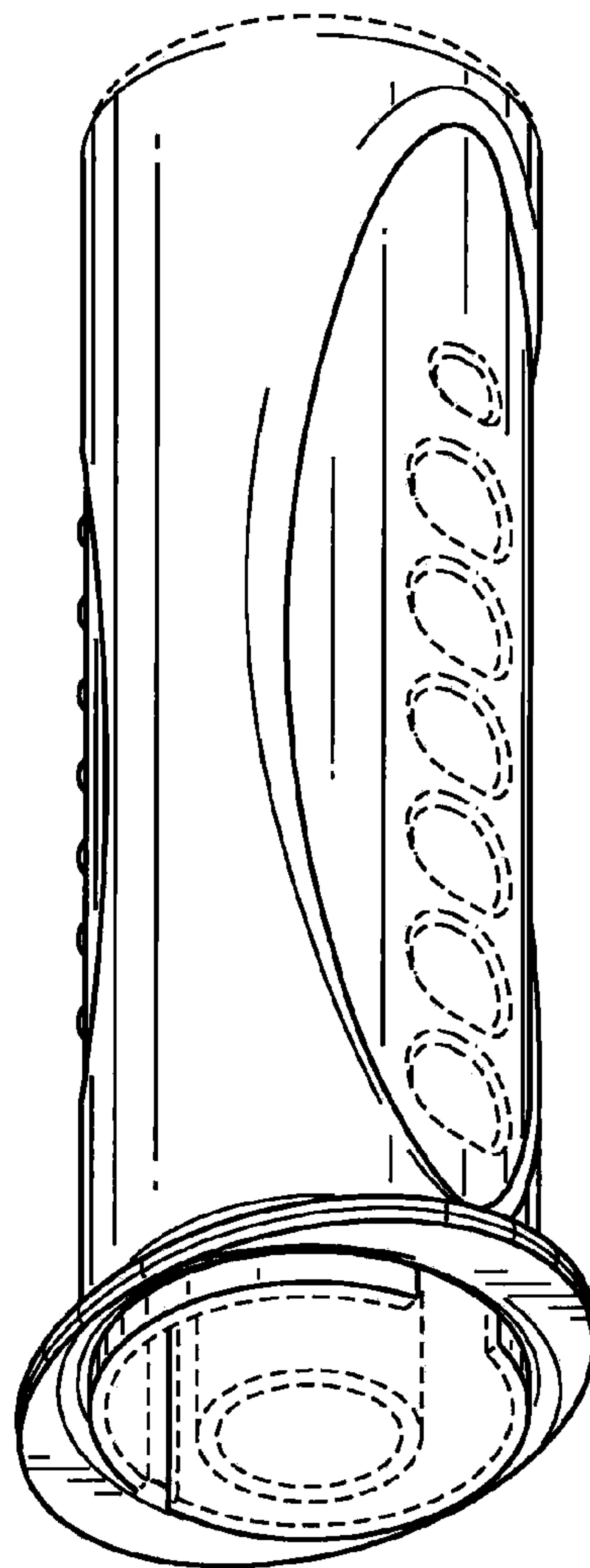


FIG. 9

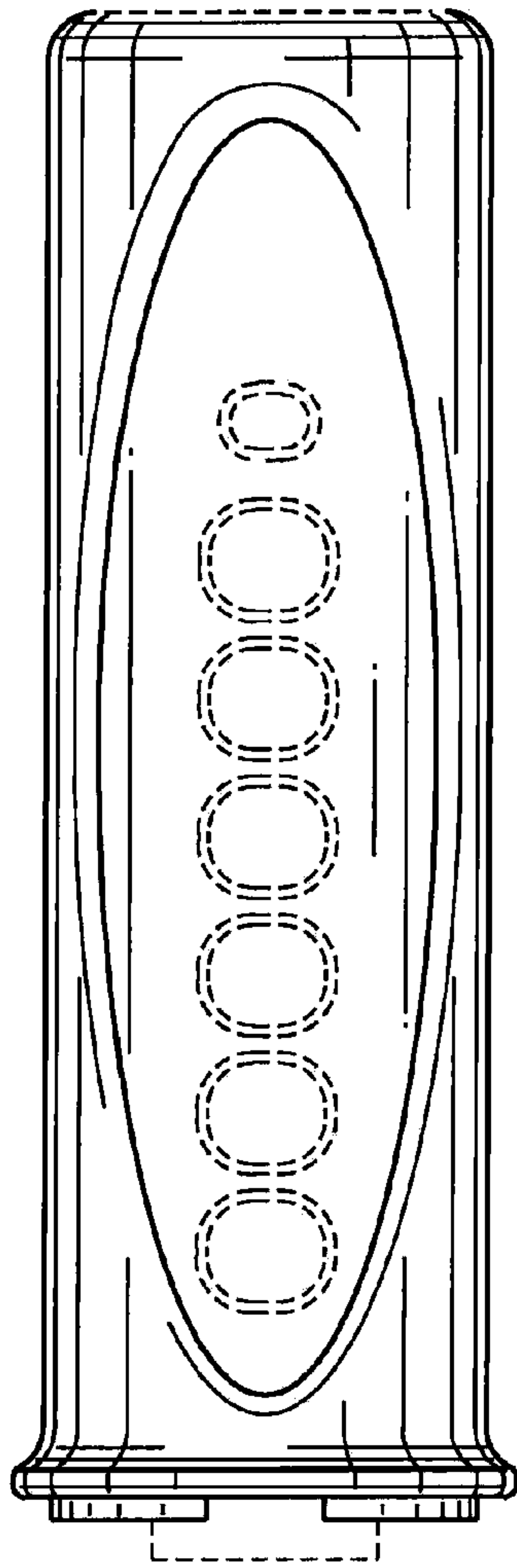


FIG. 10

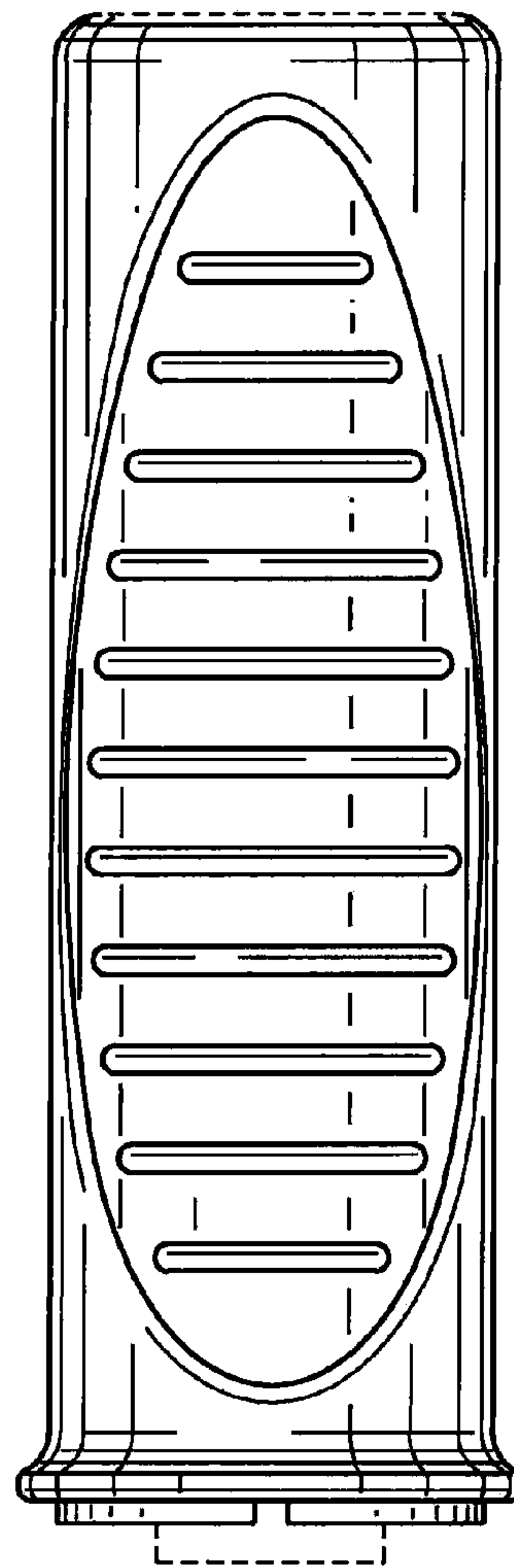


FIG. 11

FIG. 12

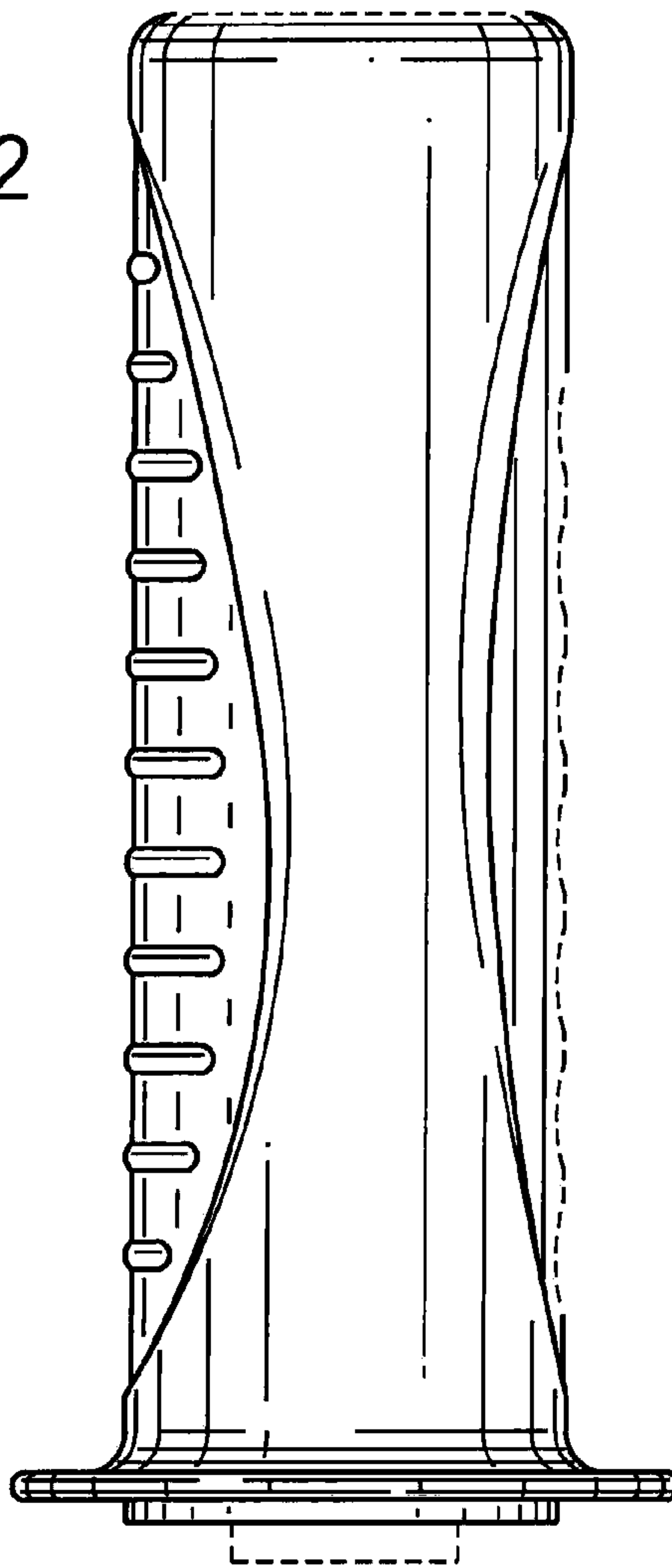


FIG. 13

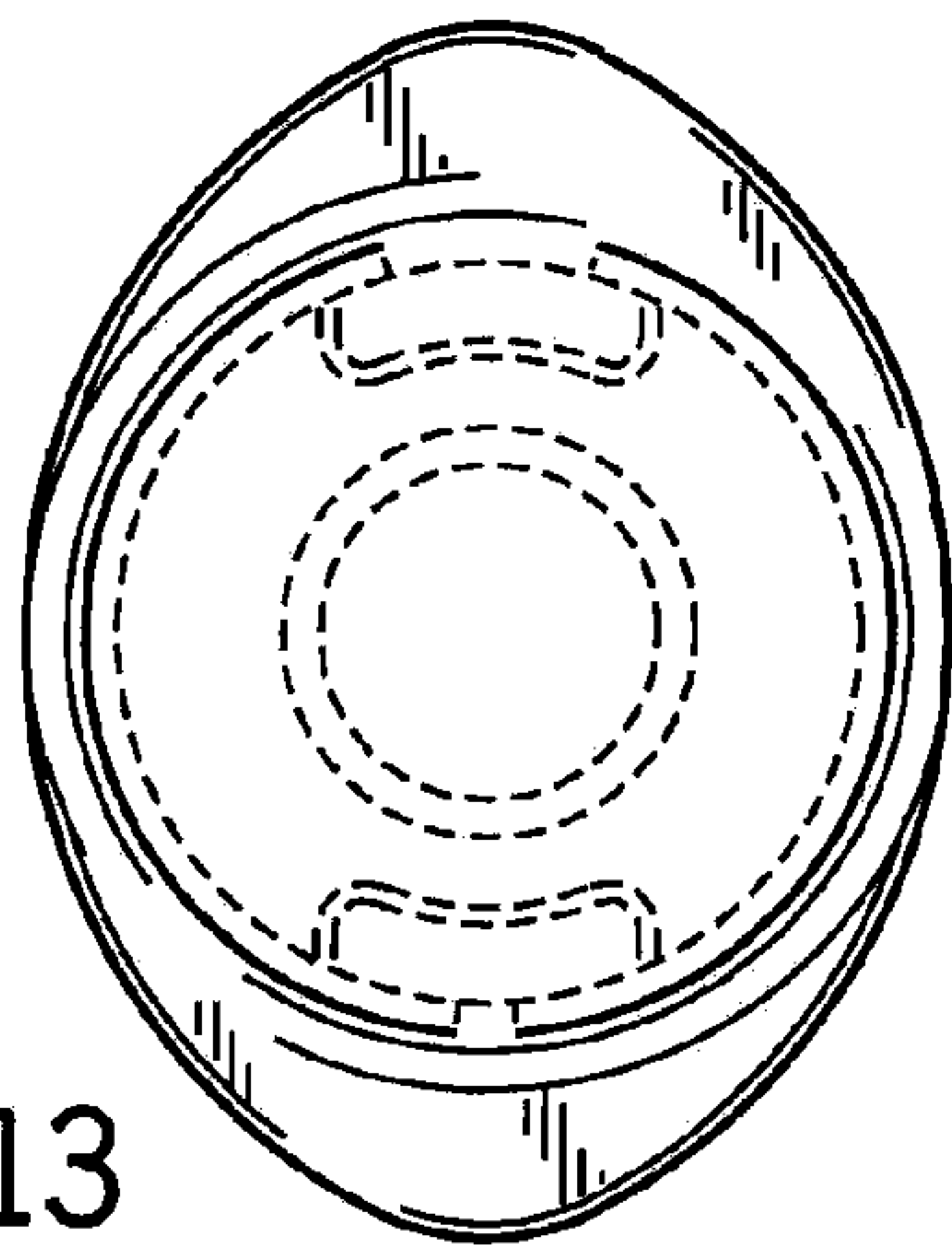


FIG. 14

