



US00D592508S

(12) **United States Design Patent**  
**Perignon**

(10) **Patent No.:** **US D592,508 S**

(45) **Date of Patent:** **\*\* May 19, 2009**

(54) **SNAPPING RING FOR PERFUME BOTTLE**

(75) Inventor: **Fabrice Perignon**, Verneuil sur Avre (FR)

(73) Assignee: **Valois S.A.S**, Le Neubourg (FR)

(\*\*) Term: **14 Years**

(21) Appl. No.: **29/321,487**

(22) Filed: **Jul. 17, 2008**

(30) **Foreign Application Priority Data**

Jan. 23, 2008 (EM) ..... 000863915-0002

(51) **LOC (9) Cl.** ..... **09-07**

(52) **U.S. Cl.** ..... **D9/456; D9/434**

(58) **Field of Classification Search** ..... D9/517,  
D9/455, 443, 434; D8/396, 395, 354, 349,  
D8/34, 33, 370; D7/622, 396.2, 394; 30/450;  
294/33, 27.1, 2; 248/312, 311.2; 220/742;  
215/396, 395

See application file for complete search history.

(56) **References Cited**

**U.S. PATENT DOCUMENTS**

D209,533 S *	12/1967	Cole	.....	D7/622
D225,437 S *	12/1972	Killigrew	.....	D7/622
D241,314 S *	9/1976	Hug	.....	D8/395
D344,449 S *	2/1994	Ward	.....	D8/395
5,423,508 A *	6/1995	Isenga et al.	.....	248/311.2
D368,567 S *	4/1996	Chase	.....	D34/29
D405,321 S *	2/1999	Martorana	.....	D7/622

D429,607 S *	8/2000	Prim	.....	D7/622
D460,669 S *	7/2002	Cizek	.....	D8/26
D462,879 S *	9/2002	Martens	.....	D7/622
D476,569 S *	7/2003	Simkins	.....	D9/455
D494,471 S *	8/2004	Chou	.....	D9/455
6,837,472 B1 *	1/2005	Beutz	.....	248/312
D508,841 S *	8/2005	Jordan, Jr.	.....	D8/395
D540,153 S *	4/2007	Tanaka et al.	.....	D8/354
D564,351 S *	3/2008	Leclerc	.....	D9/434
D569,241 S *	5/2008	O'Neill	.....	D8/395
2009/0014615 A1 *	1/2009	Hausladen	.....	248/311.2

\* cited by examiner

*Primary Examiner*—Susan Bennett Hattan

(74) *Attorney, Agent, or Firm*—Sughrue Mion, PLLC

(57) **CLAIM**

The ornamental design for a snapping ring for perfume bottle, as shown and described.

**DESCRIPTION**

FIG. 1 is a perspective view of a snapping ring for perfume bottle showing our new design;

FIG. 2 is a side left view thereof;

FIG. 3 is a side right view thereof;

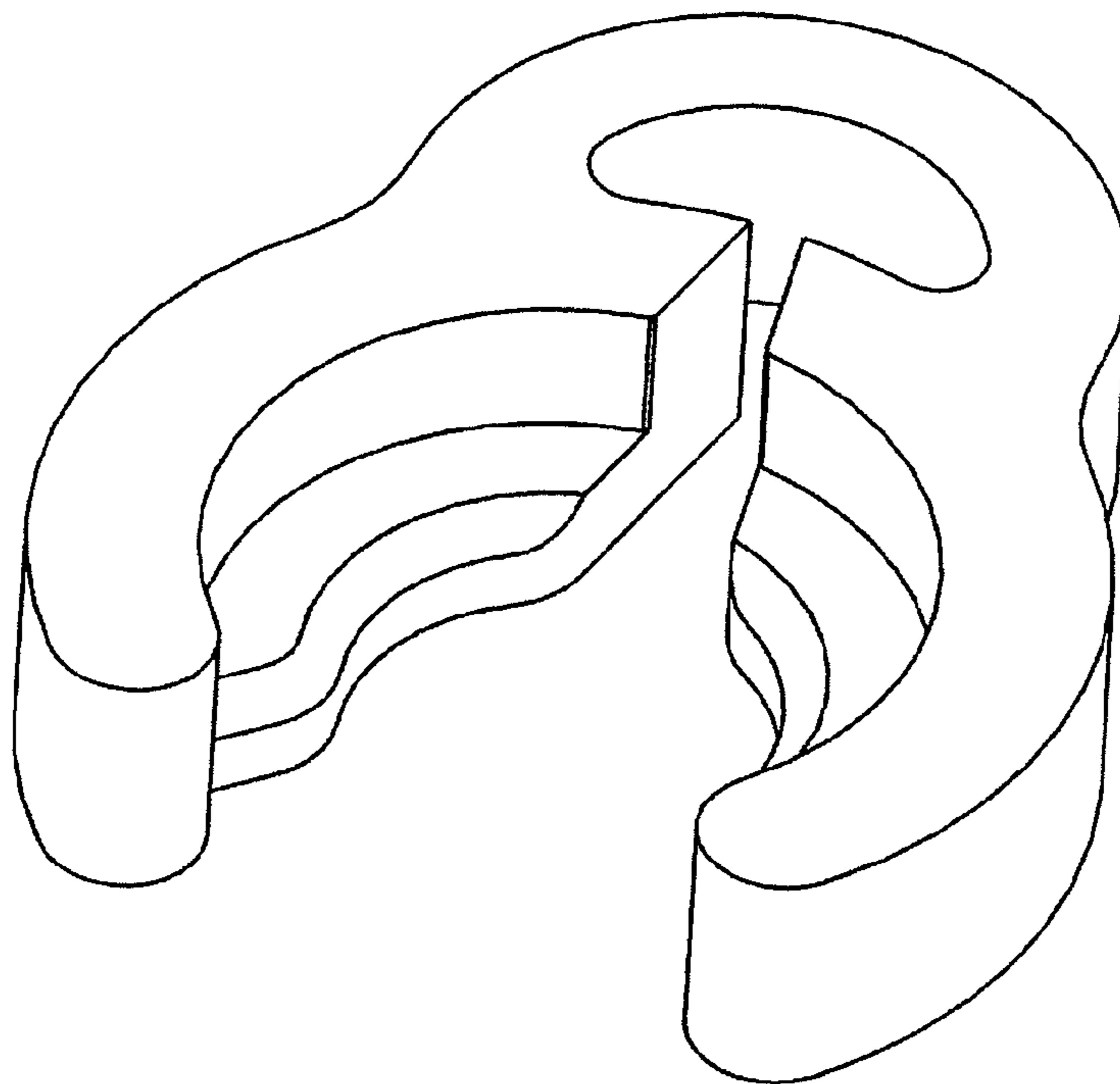
FIG. 4 is a bottom view thereof;

FIG. 5 is a top view thereof;

FIG. 6 is a front view thereof; and,

FIG. 7 is a rear view thereof.

**1 Claim, 6 Drawing Sheets**



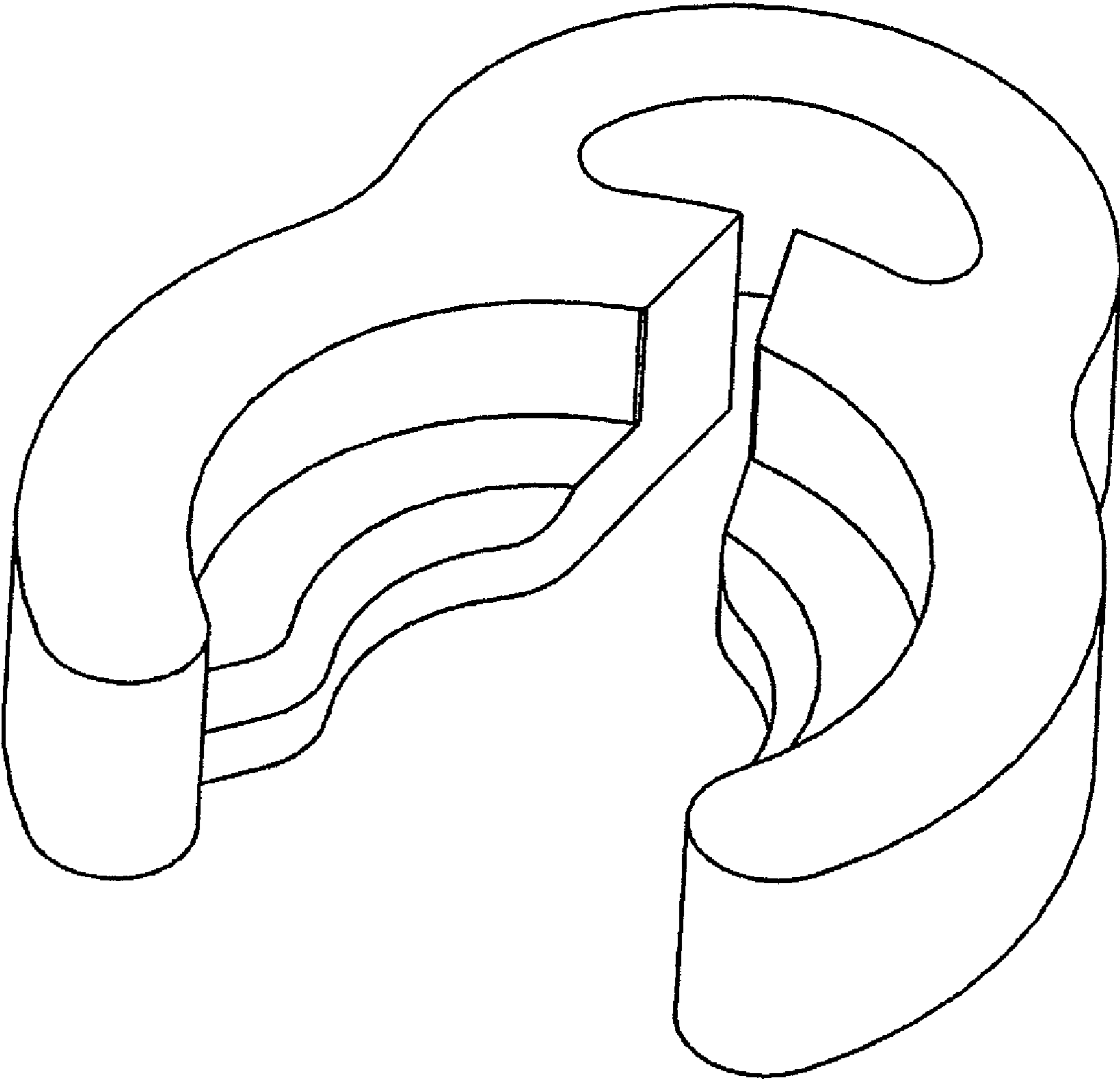




FIG. 1



**FIG. 2**



**FIG 3**

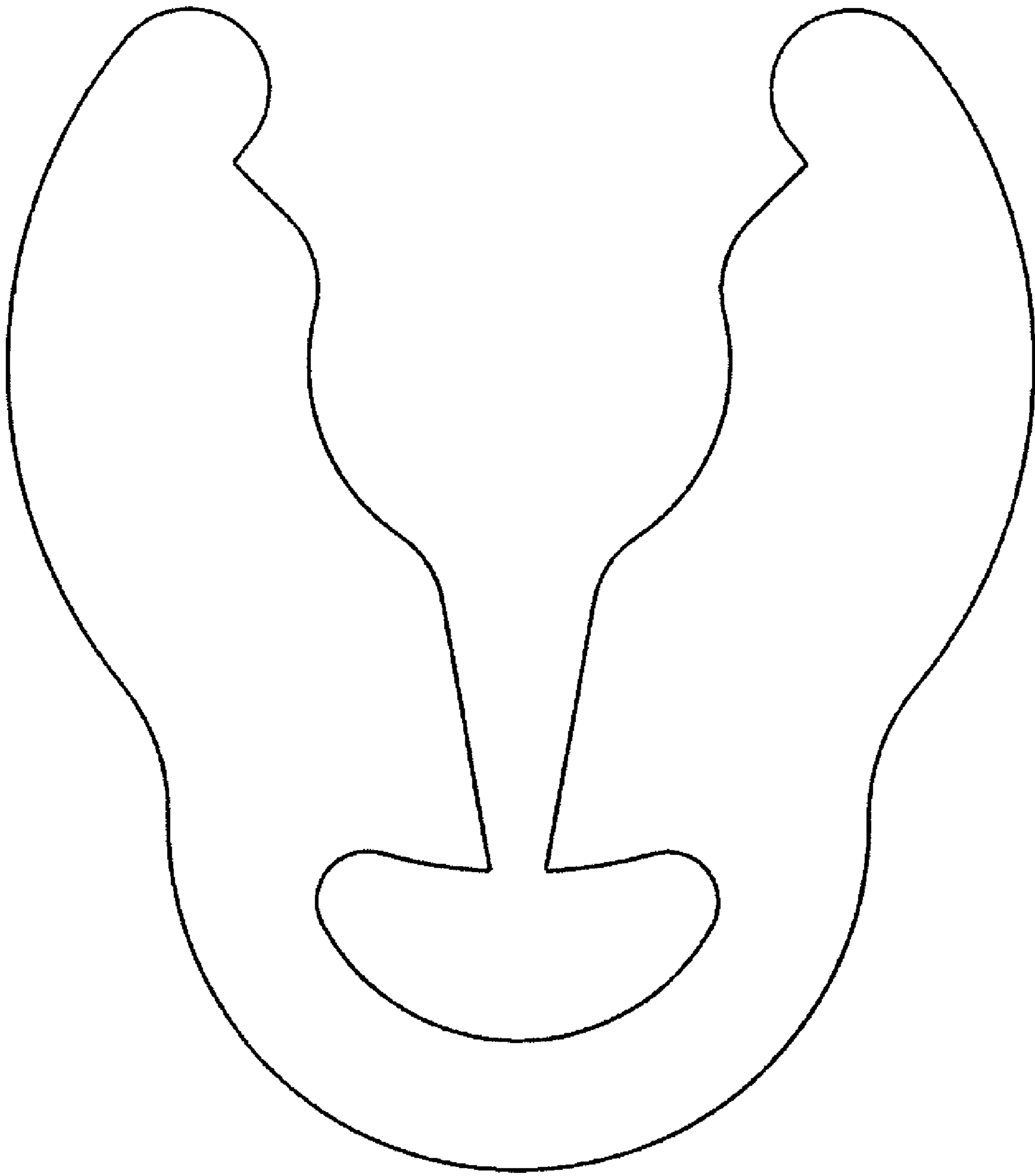


FIG. 4

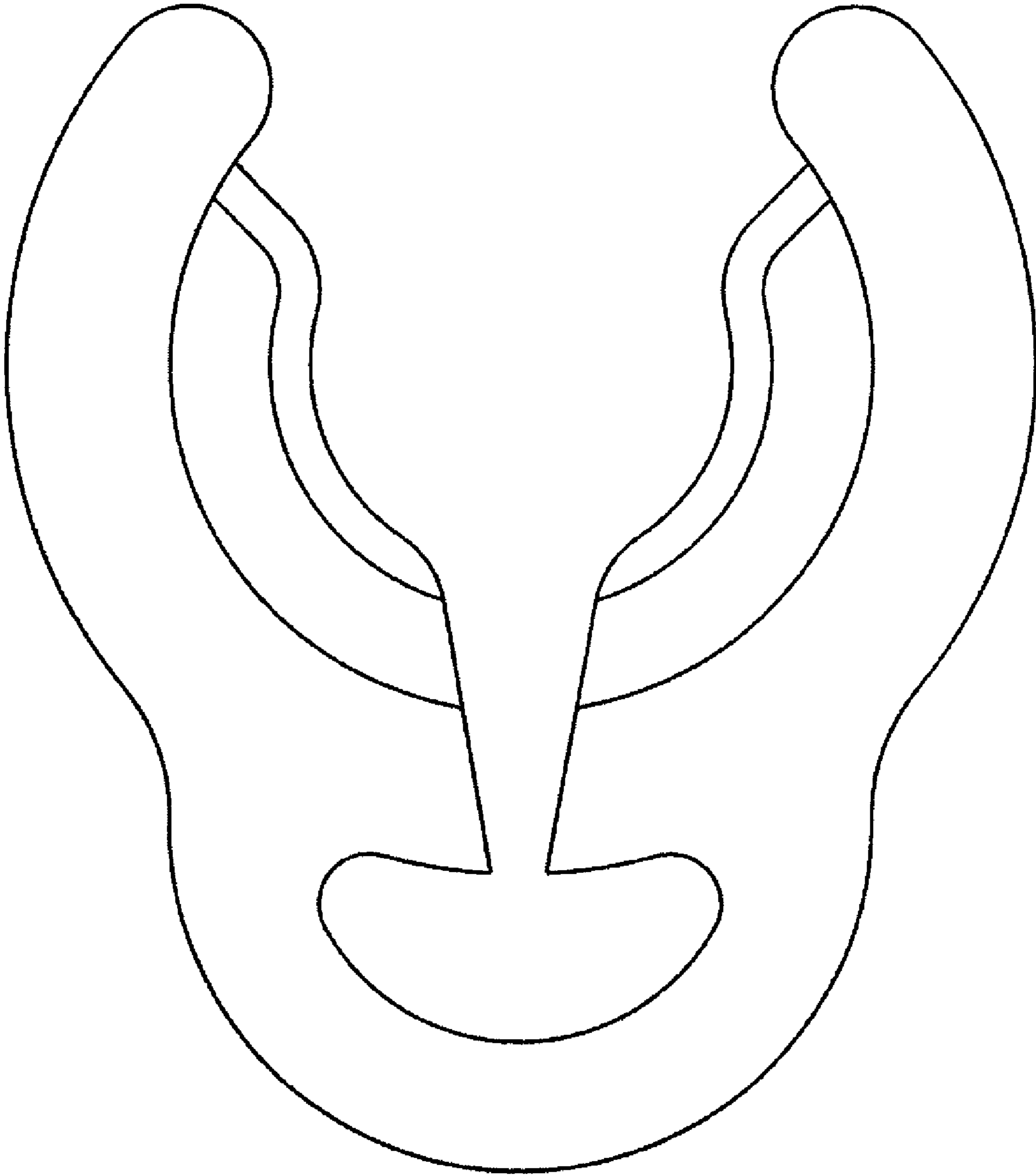


FIG. 5

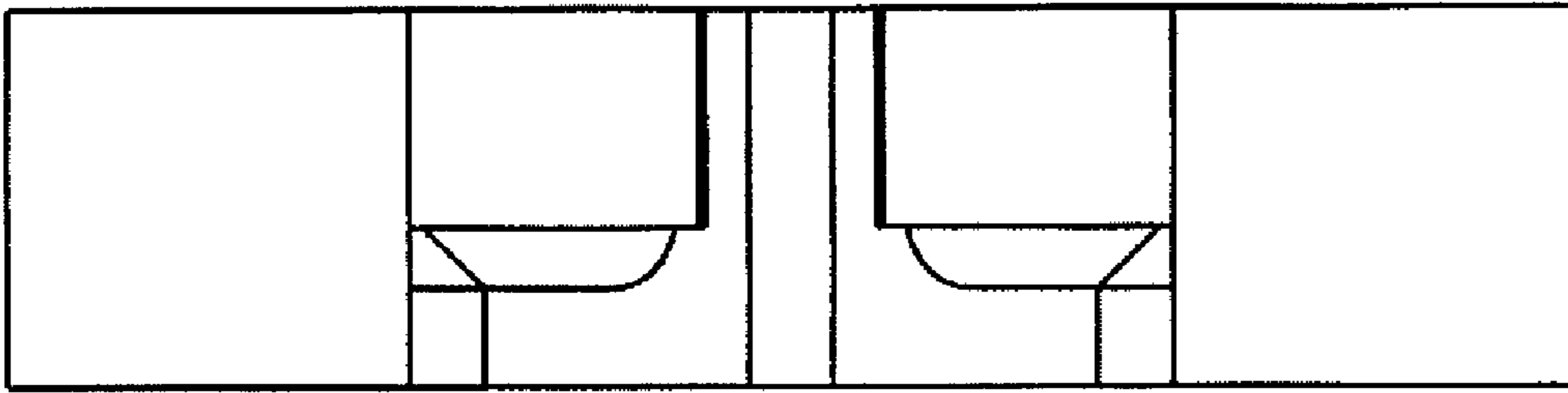


FIG. 6




FIG. 7