



US00D592494S

(12) **United States Design Patent**
Wichowski

(10) **Patent No.:** **US D592,494 S**
(45) **Date of Patent:** **** May 19, 2009**

(54) **CONTAINER**

(75) Inventor: **Artur Wichowski**, Gerlafingen (CH)

(73) Assignee: **Hoffmann Neopac AG**, Thun (CH)

(**) Term: **14 Years**

(21) Appl. No.: **29/284,727**

(22) Filed: **Sep. 14, 2007**

(51) **LOC (9) Cl.** **09-03**

(52) **U.S. Cl.** **D9/414**

(58) **Field of Classification Search** D9/414,
D9/418, 420-424; D3/20, 201, 203.1, 203.2,
D3/203.5-203.8, 205, 212, 263-265, 273-275,
D3/294, 295, 302; D19/75, 77, 83, 86, 92,
D19/95; D18/17; D27/189-191; D28/73,
D28/76-85, 91; D99/28, 34; D6/532, 536;
206/581, 235, 236, 38, 265, 268, 83, 269,
206/270, 5, 5.1, 6, 385, 540, 37, 496, 823,
206/77.1, 800; 220/784, 796, 377, 602, 608,
220/611, 623, 662, 669, 670, 672, DIG. 26;
132/286-318

See application file for complete search history.

(56) **References Cited**

U.S. PATENT DOCUMENTS

258,815	A	*	5/1882	Seabury	401/38
D42,949	S		8/1912	Perkins		
D49,217	S	*	6/1916	King	D3/265
1,879,407	A	*	9/1932	Morenus	132/294
D263,634	S	*	3/1982	Ballereaud	D28/83
D287,336	S	*	12/1986	Roehrig	D3/295
D290,535	S		6/1987	Chen		
D342,895	S		1/1994	Mall		
D349,207	S	*	8/1994	Wolff	D6/536
D360,581	S		7/1995	Dikowitz		
D365,483	S	*	12/1995	Van Dyk	D6/536

D370,563	S		6/1996	Sijmons		
D373,221	S		8/1996	Lai		
D396,747	S		8/1998	Cheung		
D397,865	S		9/1998	Lin		
D425,299	S		5/2000	Charbonneau		
D438,378	S		3/2001	Charness		
D462,512	S	*	9/2002	Wolf	D3/205
D491,315	S	*	6/2004	Dittmer et al.	D28/83
6,766,907	B2	*	7/2004	Jackson	206/581
D557,602	S		12/2007	Terrasi		
7,351,215	B1	*	4/2008	Roberts	601/70

* cited by examiner

Primary Examiner—Catherine Tuttle

(74) *Attorney, Agent, or Firm*—Gifford, Krass, Sprinkle,
Anderson & Citkowski, P.C.

(57) **CLAIM**

The ornamental design for a container, as shown and described.

DESCRIPTION

FIG. 1 is a perspective view of an inventive container in a closed position with a lid overlying a mouth of a container base;

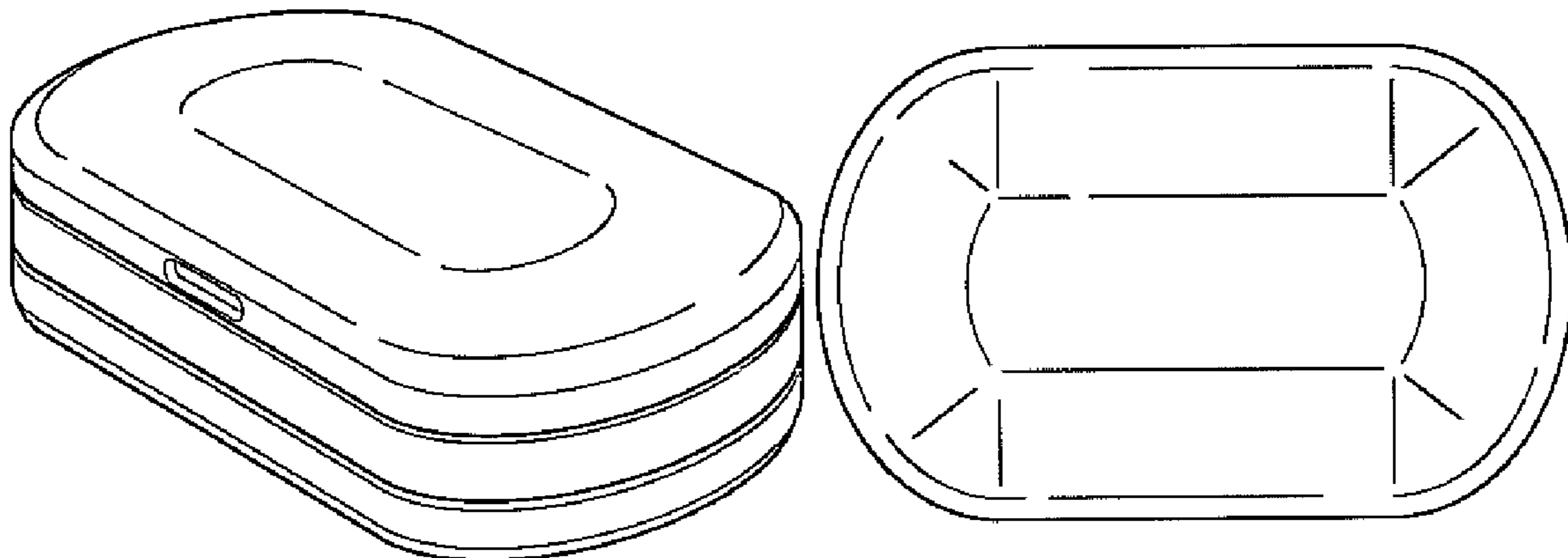
FIG. 2 is a perspective view depicted in FIG. 1 with the lid shifted to partially expose the mouth of the container base;

FIG. 3 is a top view of the inventive container depicted in FIG. 1 where the opposing bottom view (not shown) is identical to that of FIG. 3;

FIG. 4 is a left side view of the inventive container depicted in FIG. 1 where the opposing right side view (not shown) is a mirror image of FIG. 4; and,

FIG. 5 is a front view of the inventive container depicted in FIG. 1 where the opposing rear view (not shown) is a mirror image of FIG. 5.

1 Claim, 1 Drawing Sheet



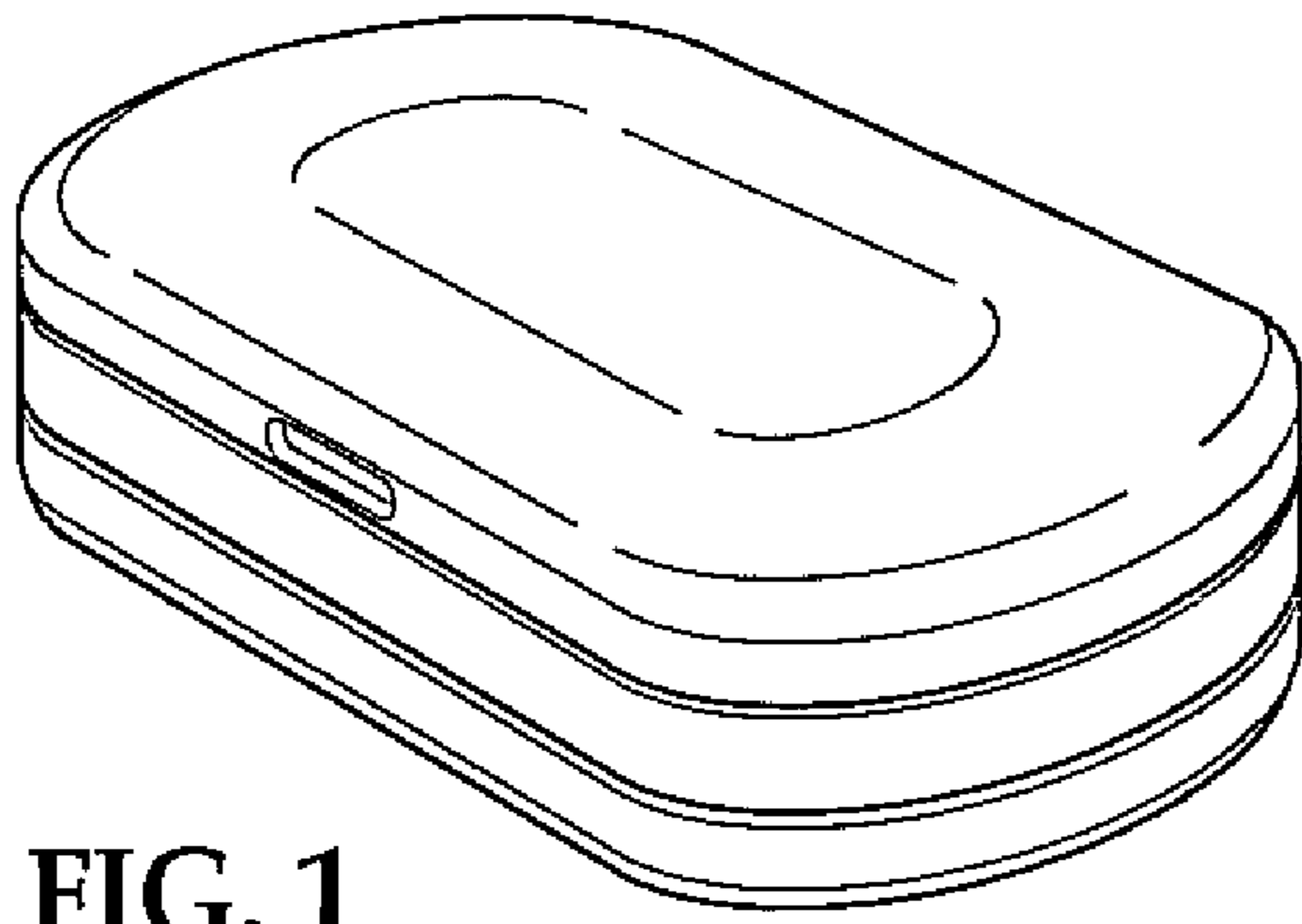


FIG. 1

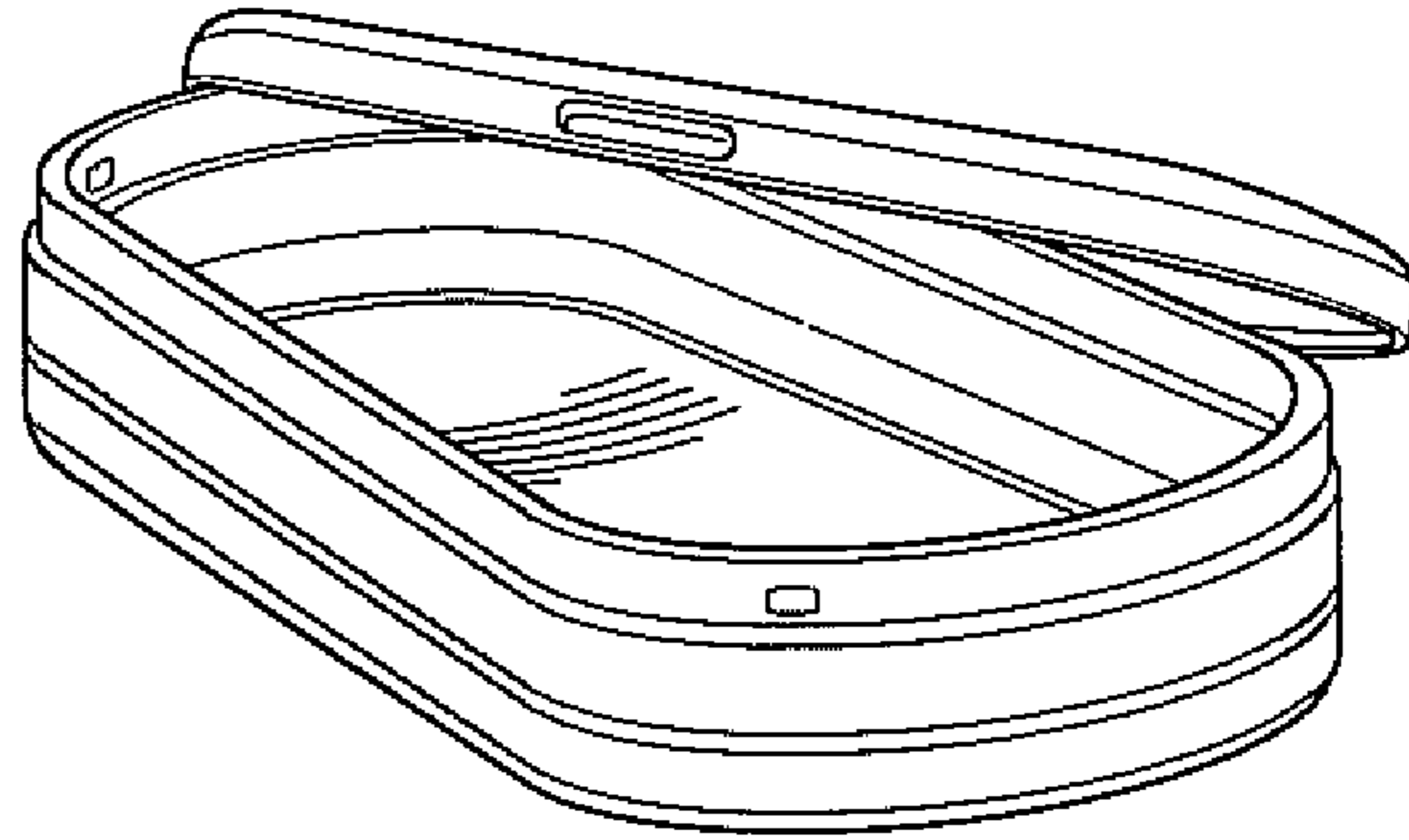


FIG. 2

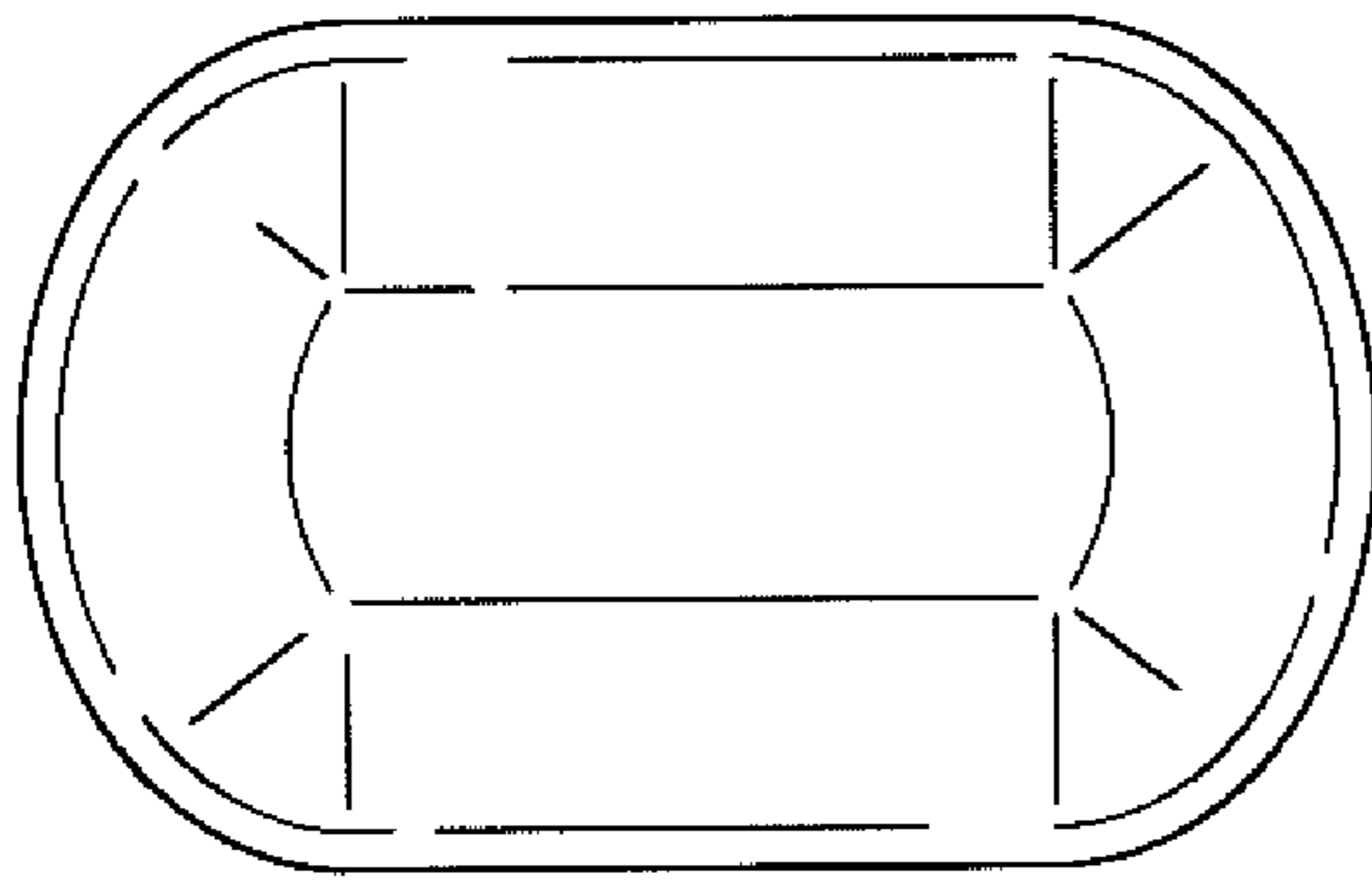


FIG. 3




FIG. 4




FIG. 5