



US00D592489S

(12) **United States Design Patent**  
**Kamangar et al.**

(10) **Patent No.:** **US D592,489 S**

(45) **Date of Patent:** **\*\* May 19, 2009**

(54) **HANGER FOR PURSE OR OTHER ARTICLE**

7,360,962 B2 \* 4/2008 To ..... 402/39  
D569,714 S \* 5/2008 Stewart et al. .... D8/373

(75) Inventors: **Farvardin Kamangar**, Palo Alto, CA (US); **Michael J. Strasser**, San Francisco, CA (US); **Imraan Aziz**, Oakland, CA (US)

\* cited by examiner

*Primary Examiner*—Robert M Spear  
*Assistant Examiner*—Barbara B Lohr  
(74) *Attorney, Agent, or Firm*—Loginov & Associates PLLC; William A. Loginov

(73) Assignee: **Clipsy, LLC**, San Francisco, CA (US)

(\*\*) Term: **14 Years**

(57) **CLAIM**

(21) Appl. No.: **29/310,041**

The ornamental design for a hanger for purse or other article, as shown.

(22) Filed: **Jul. 22, 2008**

**DESCRIPTION**

(51) **LOC (9) Cl.** ..... **08-05**

(52) **U.S. Cl.** ..... **D8/367**

(58) **Field of Classification Search** ..... D8/34, D8/228, 328, 333, 373, 349, 367; 248/215, 248/223, 223.41, 231.8, 302, 303, 304, 340, 248/925; D7/354; D6/320, 323, 580; D19/65, D19/86, 26, 27; D30/155; D11/1, 3, 4, 5, D11/40, 41, 55, 56, 60, 63, 64, 65, 66, 67, D11/68, 69, 70, 75, 76, 77, 78, 90, 91; 402/5, 402/31, 34, 36, 37, 38, 39, 41, 70, 73; 63/3, 63/12, 13, 14.1, 15.2, 14.8, 20, 21, 22, 23, 63/24, 25, 26, 27, 28, 32; D3/228

FIG. 1 is a front perspective view in a closed position;  
FIG. 2 is a right side elevational view in the closed position, the left side elevational view in the closed position being a mirror image;  
FIG. 3 is a front elevational view in the closed position, the rear elevational view in the closed position being a mirror image;  
FIG. 4 is a top plan view in the closed position;  
FIG. 5 is a bottom plan view in the closed position;  
FIG. 6 is a front perspective view in an open position;  
FIG. 7 is a front elevational view in the open position, the rear elevational view in the open position being a mirror image;  
FIG. 8 is a right side elevational view in the open position;  
FIG. 9 is a left side elevational view in the open position; and,  
FIG. 10 is a top plan view in the open position, the bottom plan view in the open position being a mirror image.

See application file for complete search history.

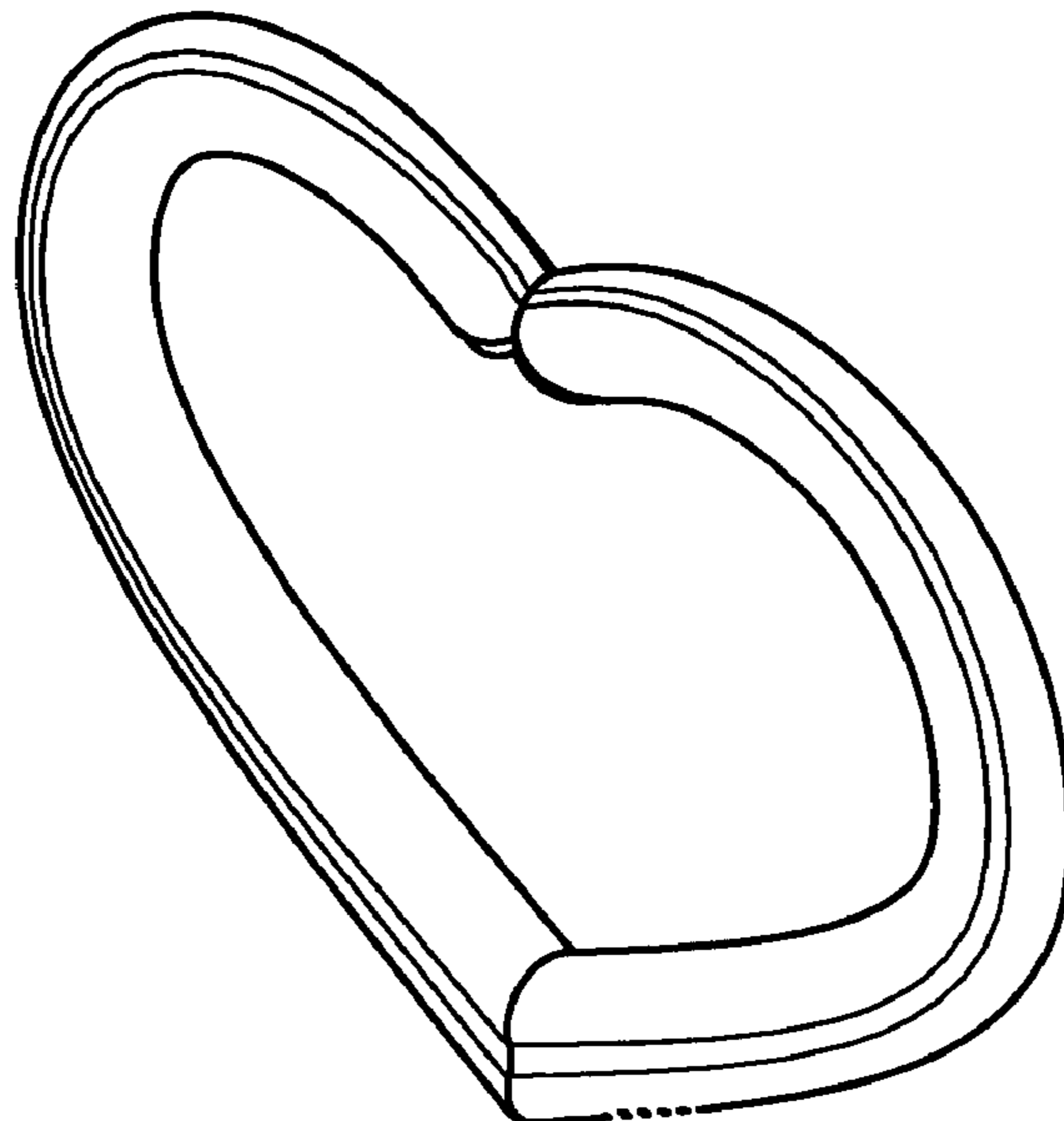
The broken lines in the drawings depict unclaimed environmental subject matter.

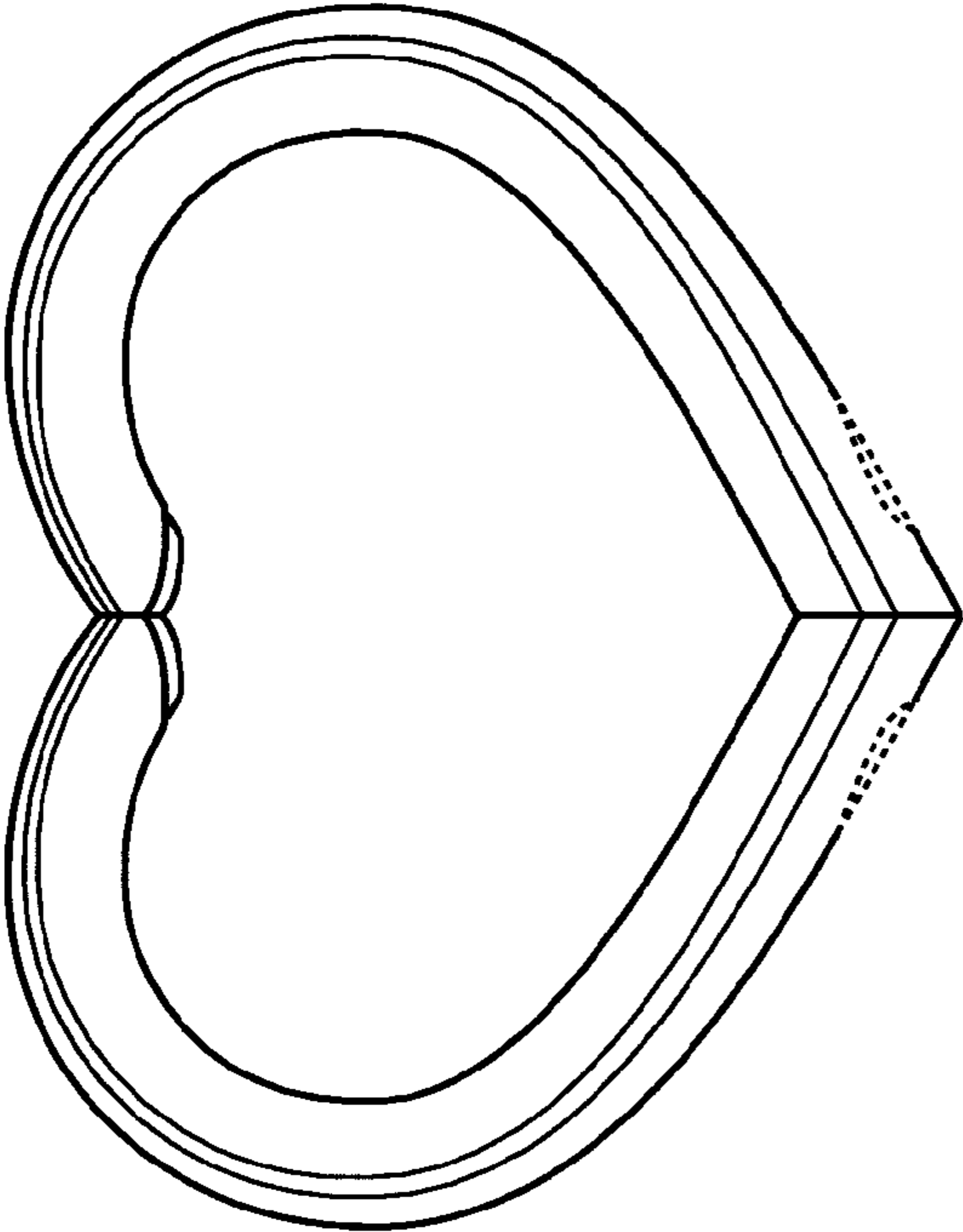
(56) **References Cited**

**U.S. PATENT DOCUMENTS**


3,630,475	A *	12/1971	Barry	.....	D8/367
D229,870	S *	1/1974	Czarmy	.....	D8/367
D244,910	S *	7/1977	Chasen et al.	.....	D8/367
D250,003	S *	10/1978	Thomasson	.....	D8/367
D489,249	S *	5/2004	Moore	.....	D8/367
D515,450	S *	2/2006	Schiesl-Griesinger	.....	D11/4
D542,171	S *	5/2007	Olson	.....	D11/56
D550,113	S *	9/2007	Osterbaek	.....	D11/56

**1 Claim, 2 Drawing Sheets**

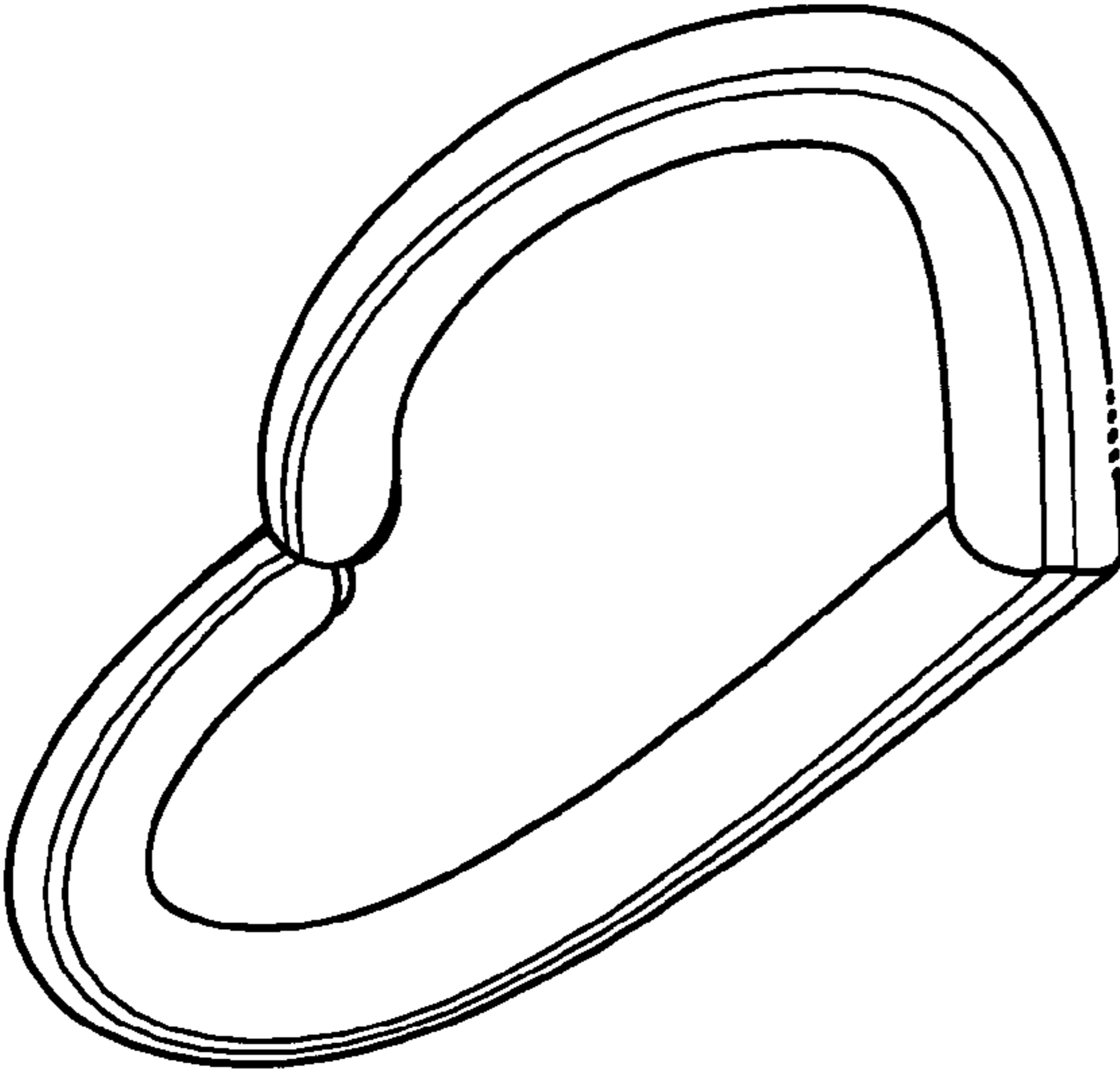




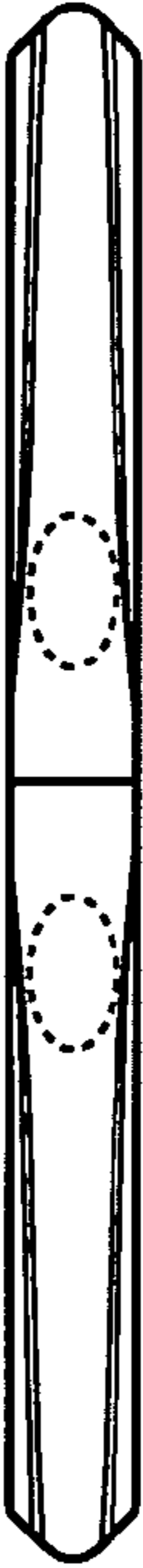
**FIG. 1**



**FIG. 2**



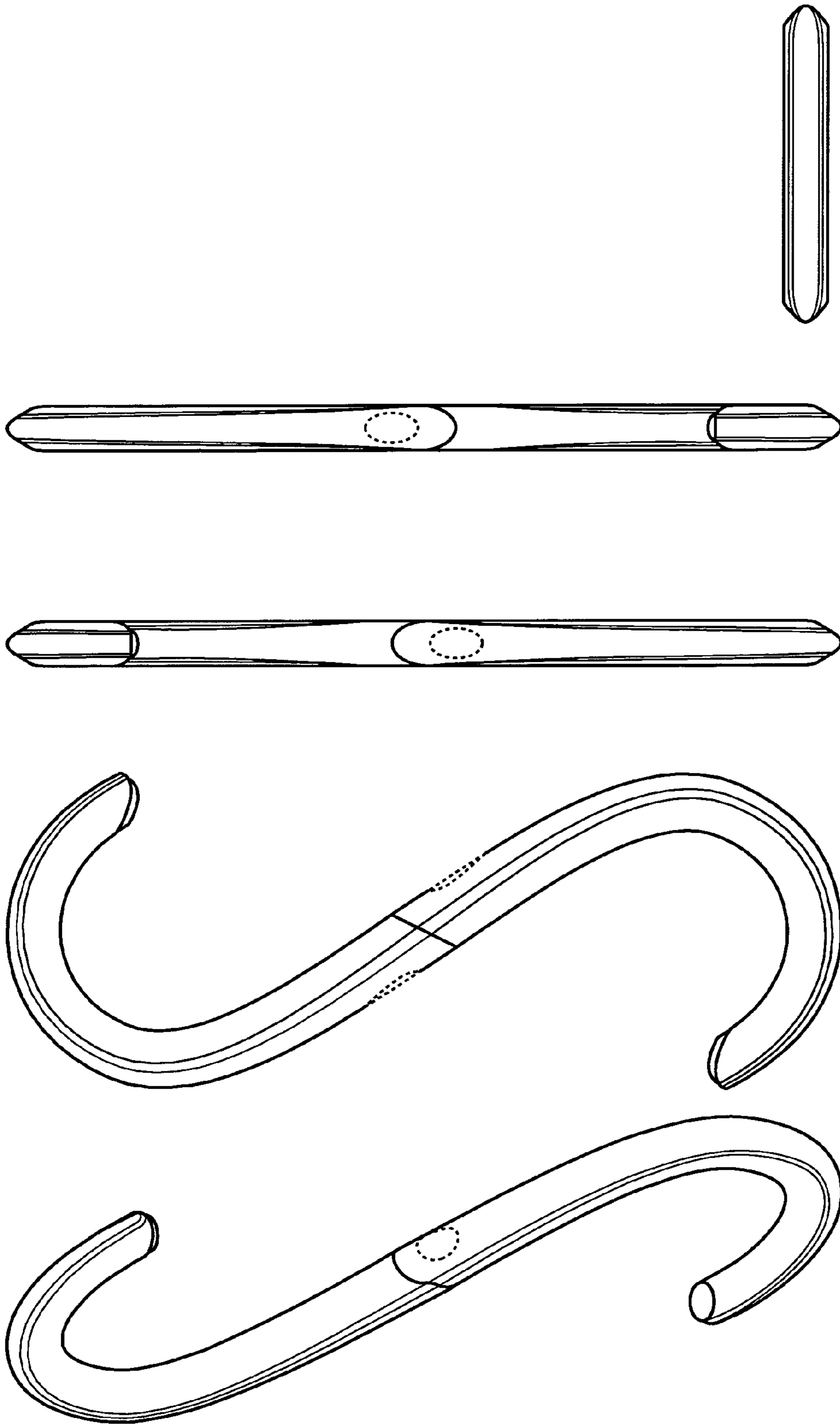
**FIG. 3**



**FIG. 4**



**FIG. 5**



**FIG. 6**      **FIG. 7**      **FIG. 8**      **FIG. 9**      **FIG. 10**