

US00D592469S

(12) **United States Design Patent**
Goodman et al.

(10) **Patent No.:** **US D592,469 S**

(45) **Date of Patent:** **** May 19, 2009**

(54) **WINE BOTTLE HOLDER**

2007/0108144 A1* 5/2007 Flick 211/74

(75) Inventors: **Sheldon H. Goodman**, Solon, OH (US);
Omer I. Sazir, Cleveland, OH (US)

* cited by examiner

Primary Examiner—Terry A Wallace

(73) Assignee: **Spectrum Diversified Designs, Inc.**,
Streetsboro, OH (US)

(74) *Attorney, Agent, or Firm*—Pearne & Gordon LLP

(**) Term: **14 Years**

(57) **CLAIM**

(21) Appl. No.: **29/303,825**

The ornamental design for a wine bottle holder, as shown and described.

(22) Filed: **Feb. 19, 2008**

DESCRIPTION

(51) **LOC (9) Cl.** **06-04**

FIG. 1 is a perspective view of a wine bottle holder, showing our new design;

(52) **U.S. Cl.** **D7/704**

FIG. 2 is a front elevational view thereof;

(58) **Field of Classification Search** D7/701–708,
D7/600.1–600.4; D6/449, 455, 477–479,
D6/468, 514; 211/74, 13.1, 10, 126.11, 85.31,
211/126.12, 181.1

FIG. 3 is a top plan view thereof;

FIG. 4 is a side elevational view thereof;

See application file for complete search history.

FIG. 5 is a rear elevational view thereof;

FIG. 6 is a bottom plan view thereof;

(56) **References Cited**

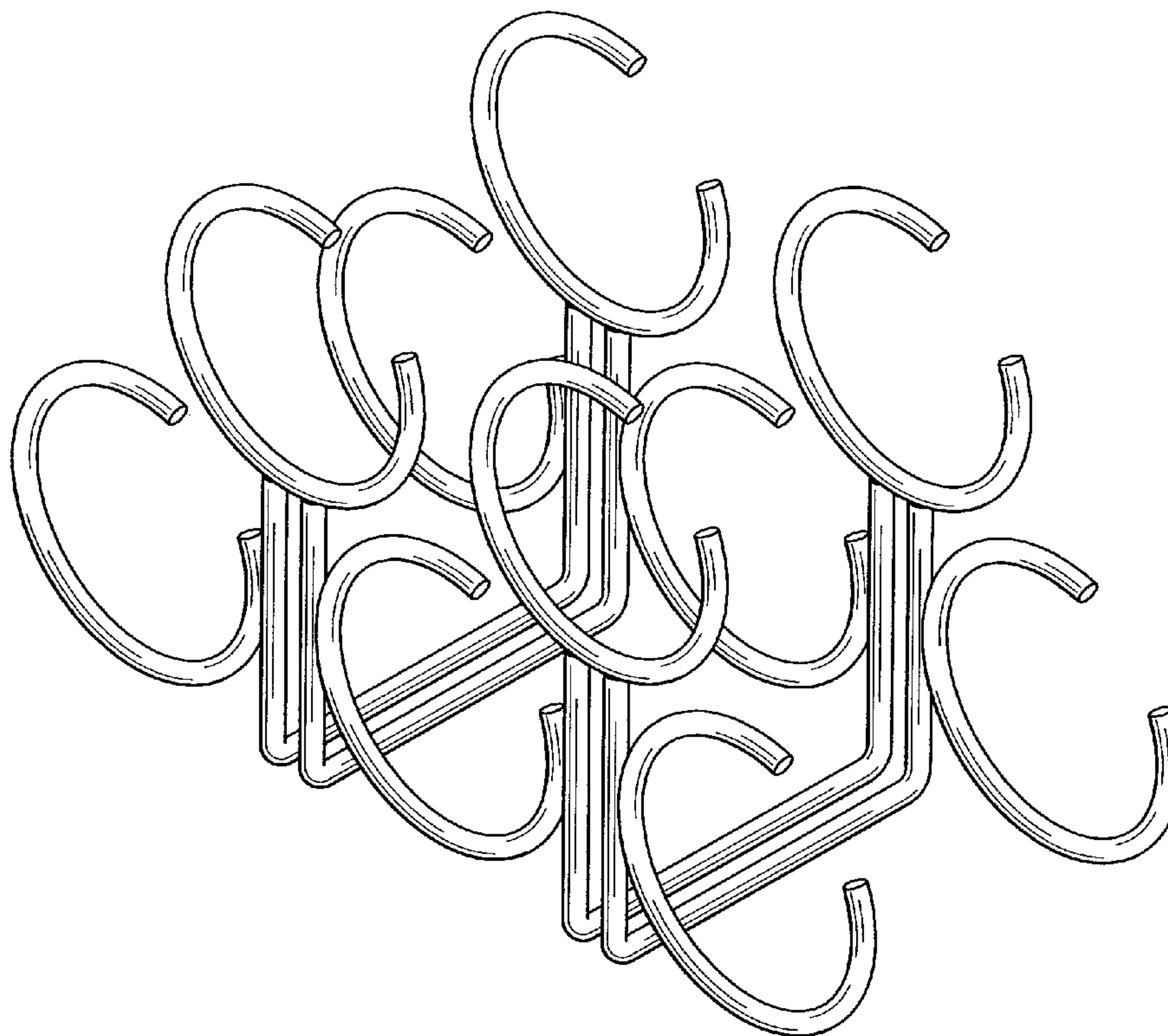
FIG. 7 is a perspective view of a second embodiment of a wine bottle holder wherein the broke segments of the opposed ends of the ring element indicate the specific spacing, including no spacing, to be of indeterminate length in which all of the bottle rings to have the same specific spacing or no spacing; and,

U.S. PATENT DOCUMENTS

D218,616 S *	9/1970	Owen, Jr.	D6/468
D252,550 S *	8/1979	Johnson	D7/708
D260,463 S *	9/1981	Imus	D6/514
D376,299 S *	12/1996	Audet	D7/704
D458,813 S *	6/2002	Goodman et al.	D7/704
D472,432 S *	4/2003	Goodman et al.	D7/704
D541,604 S *	5/2007	Goodman et al.	D7/704
2002/0036178 A1 *	3/2002	Tombu	211/74

FIG. 8 is a perspective view of a third embodiment of a wine bottle holder showing our new design.

1 Claim, 4 Drawing Sheets



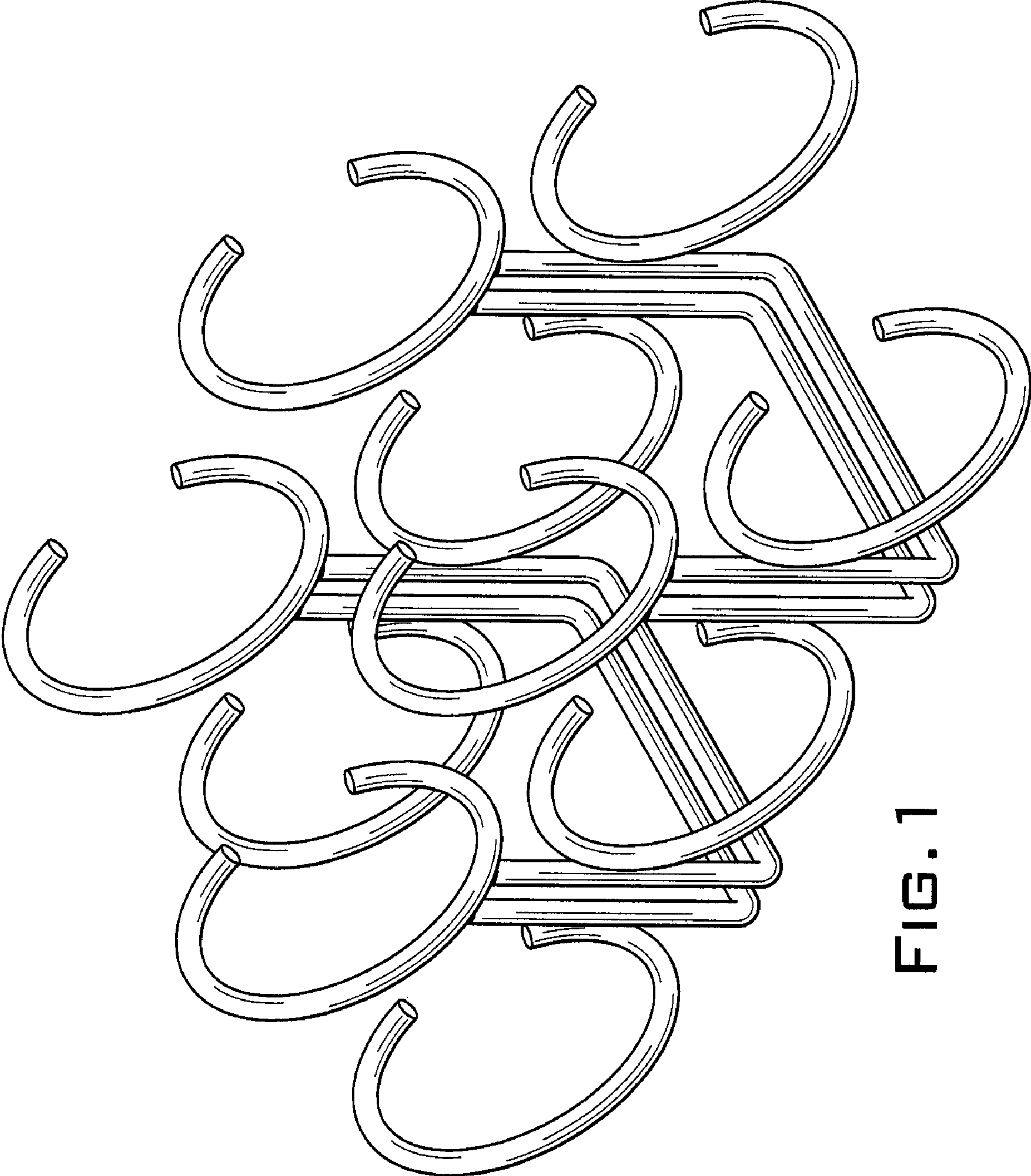


FIG. 1




FIG. 3

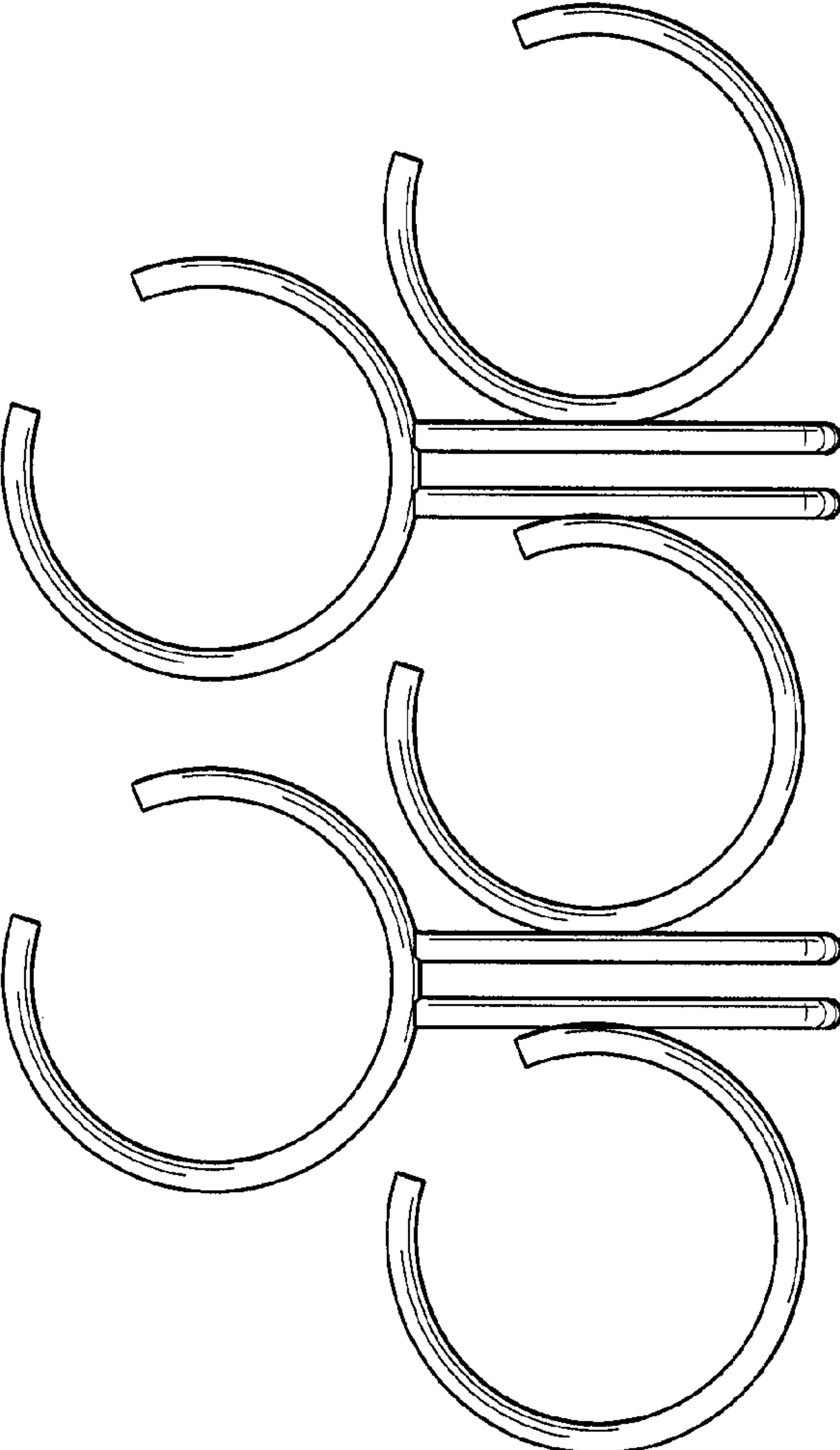


FIG. 2




FIG. 4

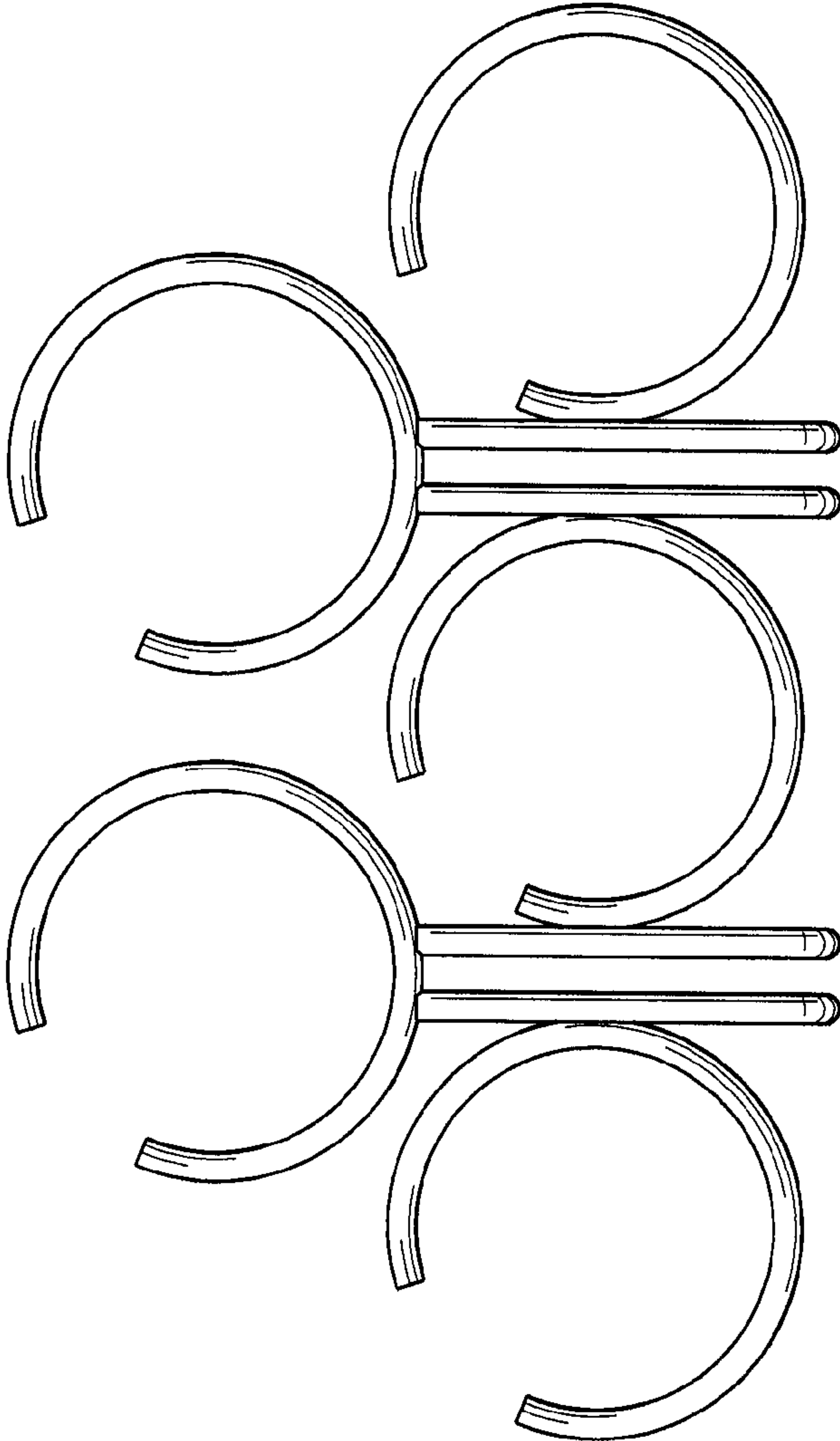


FIG. 5




FIG. 6




FIG. 8

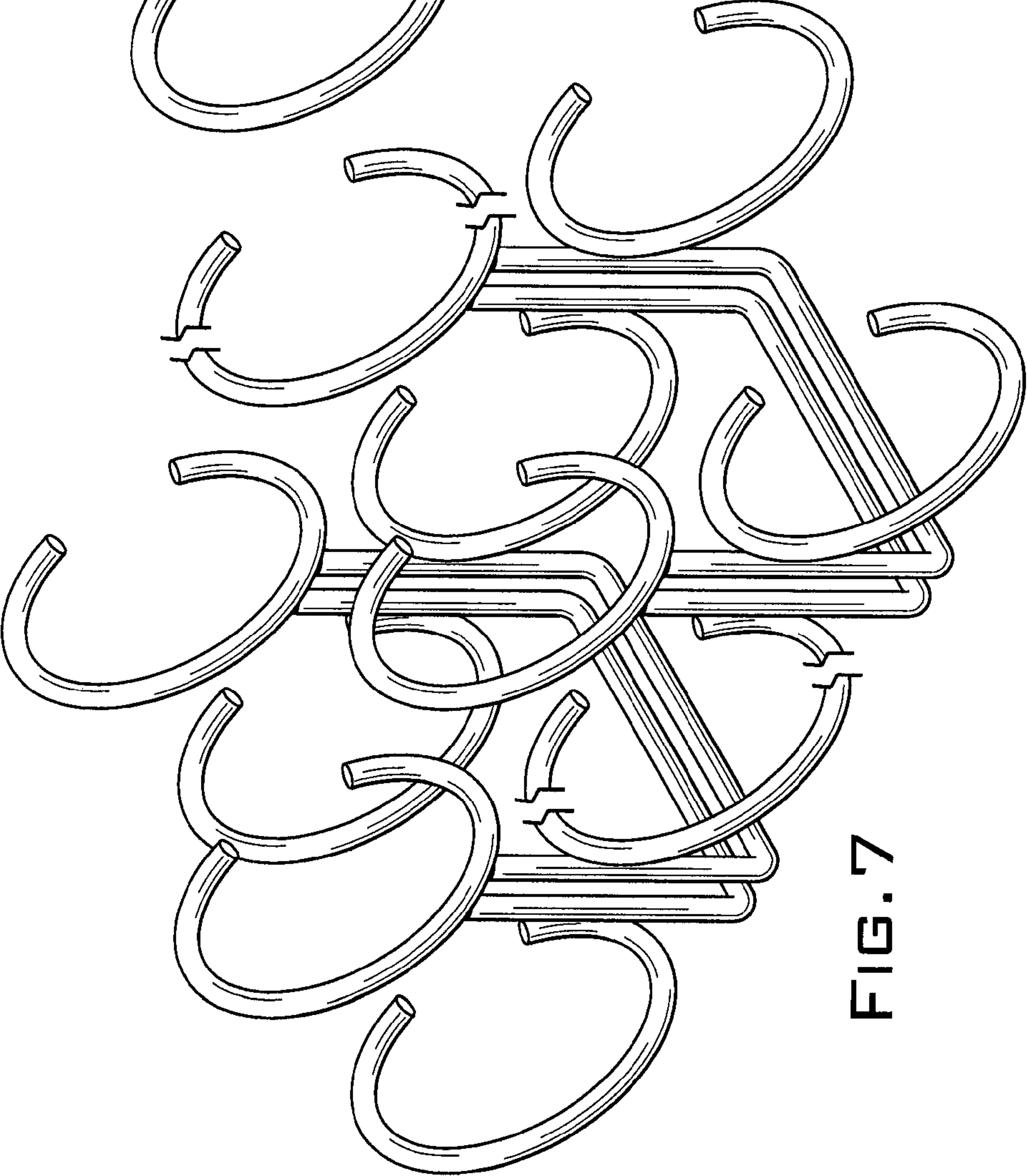


FIG. 7