



US00D592466S

(12) **United States Design Patent**  
**Cox et al.**

(10) **Patent No.:** **US D592,466 S**

(45) **Date of Patent:** **\*\* May 19, 2009**

(54) **SEAFOOD UTENSIL**

(76) Inventors: **Brian Cox**, 18073 N. Villa Rita Dr.,  
Phoenix, AZ (US) 85032; **Eileen Cox**,  
703A 3<sup>rd</sup> Ave. S., North Myrtle Beach,  
SC (US) 29582

(\*\*) Term: **14 Years**

(21) Appl. No.: **29/291,953**

(22) Filed: **Sep. 20, 2007**

(51) **LOC (9) Cl.** ..... **07-03**

(52) **U.S. Cl.** ..... **D7/662**

(58) **Field of Classification Search** ..... D7/368,  
D7/395, 401.2, 642-646, 649-653, 661-664,  
D7/669, 675-676, 683, 688-692, 695-696;  
D8/6, 13, 14, 18; D10/46.2; 30/120.1, 137,  
30/141-143, 147-150, 322-327, 329, 340,  
30/342-346, 408, 429; 416/70 R; 452/3,  
452/6

See application file for complete search history.

(56) **References Cited**

**U.S. PATENT DOCUMENTS**

417,010	A *	12/1889	Ekman	.....	30/429
D28,940	S *	6/1898	Miller	.....	D8/14
849,098	A *	4/1907	Aufrichtig	.....	30/408
D50,119	S *	1/1917	Bessolo	.....	D8/18
2,318,129	A *	5/1943	Torode	.....	30/147
D160,695	S *	10/1950	De Fee	.....	D8/18
D166,332	S *	4/1952	Melich et al.	.....	D8/6
D189,625	S *	1/1961	McClelland	.....	D7/644
4,200,961	A *	5/1980	Mueller	.....	452/6
D269,060	S *	5/1983	Creamer	.....	D8/13

4,569,103	A	2/1986	Taurinskas	
D284,342	S *	6/1986	Campbell	..... D10/46.2
D304,797	S	11/1989	Perkins	
D324,469	S	3/1992	Bouchakian	
D342,422	S *	12/1993	Sanford	..... D7/644
D342,648	S *	12/1993	Cautereels et al.	..... D7/653
5,586,931	A *	12/1996	Williams, Jr.	..... 452/6
5,613,904	A	3/1997	LaSalle et al.	
D386,362	S	11/1997	LaSalle et al.	
5,845,403	A *	12/1998	Nivin	..... 30/147
7,024,777	B1 *	4/2006	Bach	..... 30/120.1
7,125,329	B2 *	10/2006	Mindes	..... 452/3
7,134,206	B2	11/2006	Bach	
2001/0045016	A1 *	11/2001	O'Brien et al.	..... 30/147

\* cited by examiner

*Primary Examiner*—Caron D. Veynar

*Assistant Examiner*—Ricky Pham

(74) *Attorney, Agent, or Firm*—Gregory J. Nelson

(57) **CLAIM**

We claim the ornamental design for a seafood utensil, as shown and described.

**DESCRIPTION**

FIG. 1 is a top plan view of the seafood utensil showing our new design;

FIG. 2 is a bottom plan view thereof;

FIG. 3 is a top perspective view thereof;

FIG. 4 is a bottom perspective view thereof;

FIG. 5 is a side perspective view thereof; and,

FIG. 6 is the opposite side perspective view of FIG. 5.

**1 Claim, 1 Drawing Sheet**

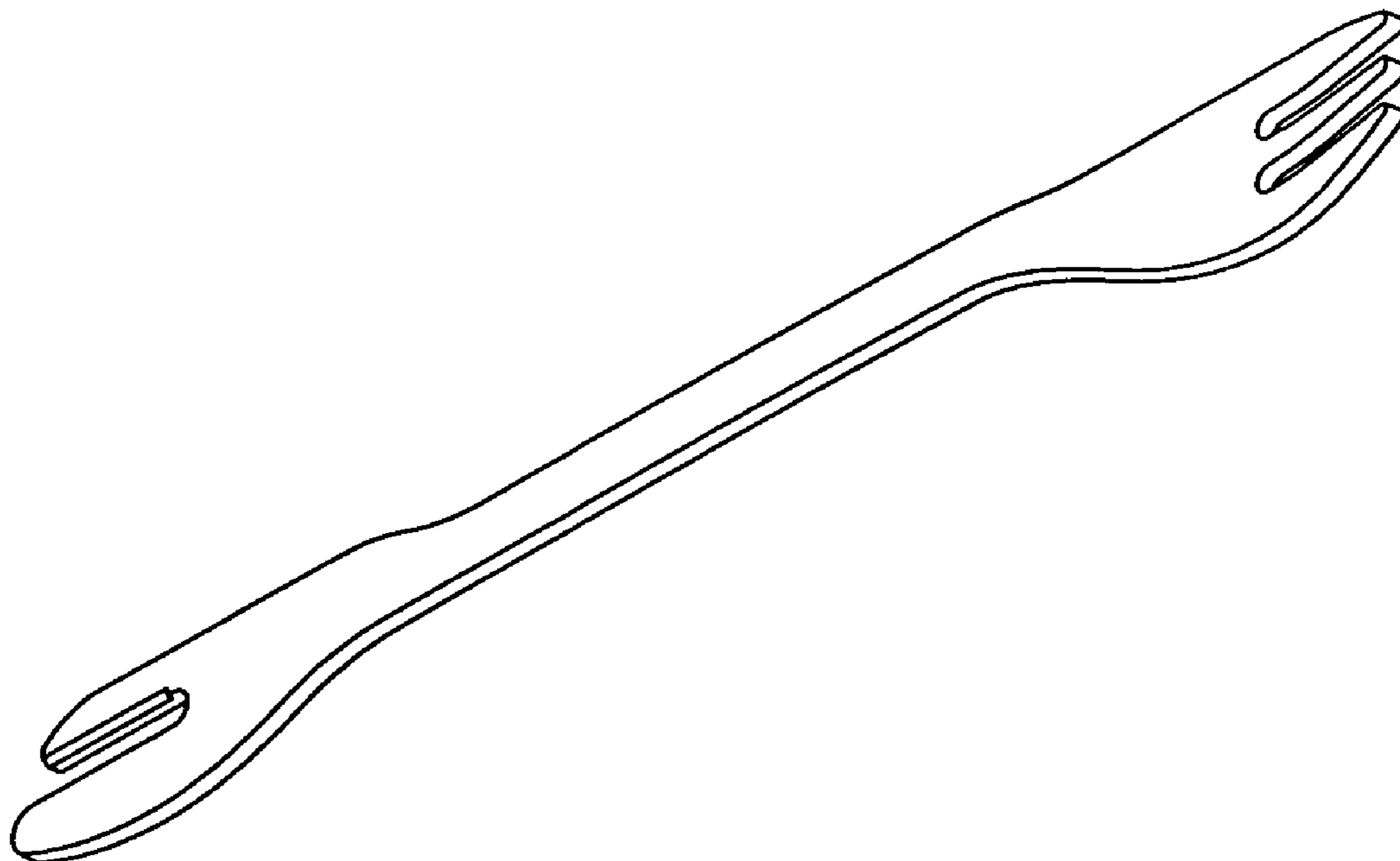


FIGURE 5

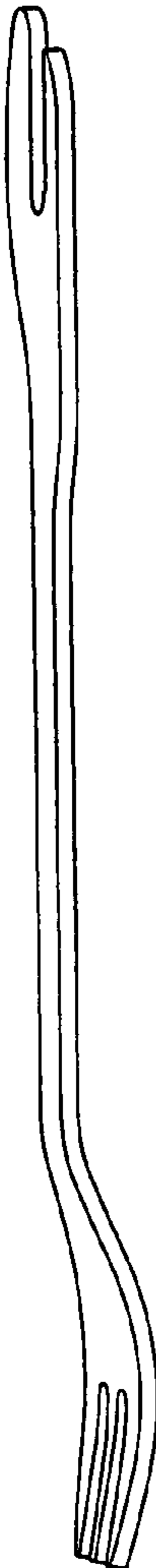


FIGURE 6




FIGURE 1




FIGURE 2



FIGURE 3

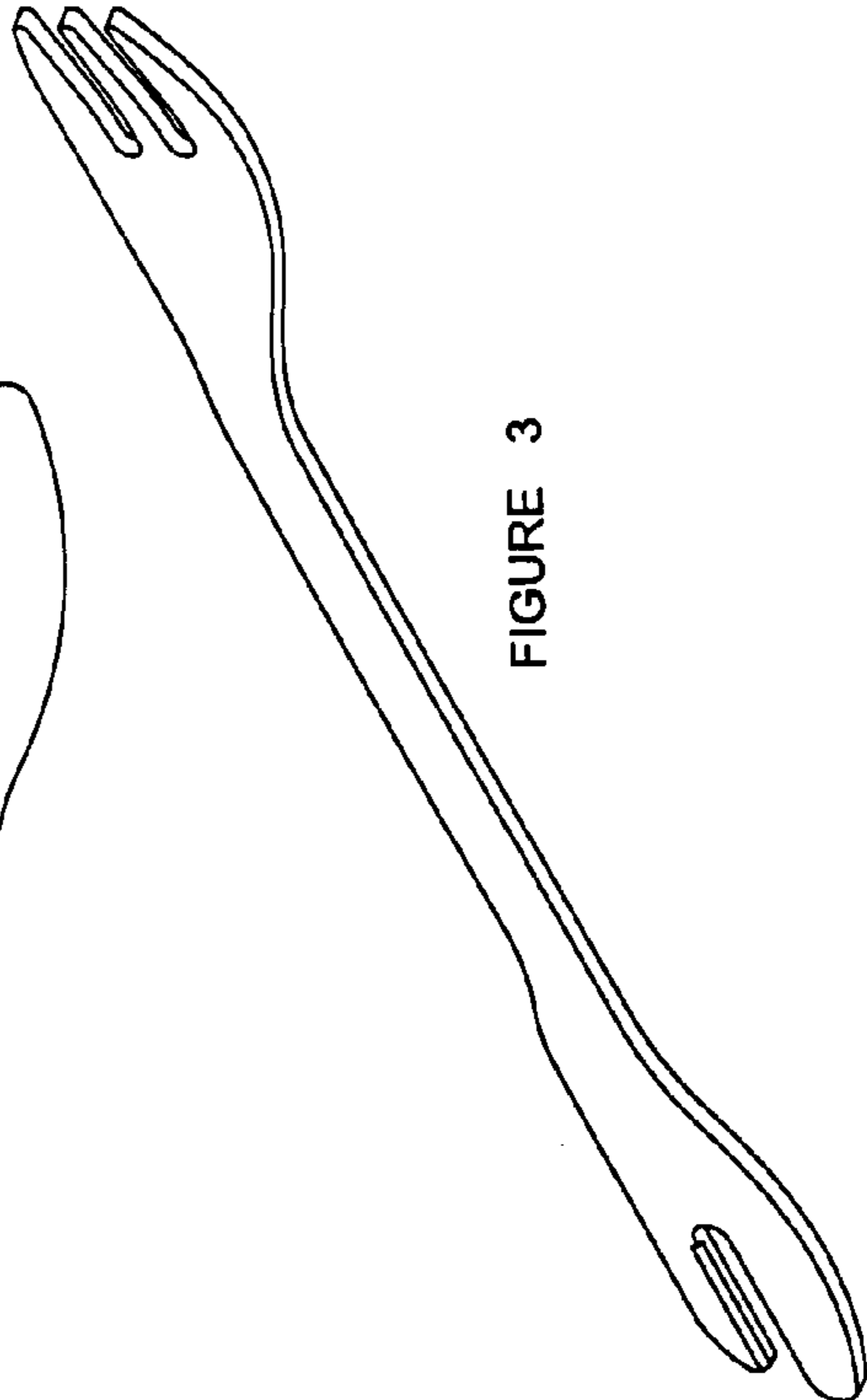


FIGURE 4

