

US00D592460S

(12) **United States Design Patent**
Long et al.

(10) **Patent No.:** **US D592,460 S**

(45) **Date of Patent:** **** May 19, 2009**

(54) **GRANULE DISPENSER**

(75) Inventors: **Robert C. Long**, Glenview, IL (US);
Edward T. Eaton, Eola, IL (US); **Eric**
W. Larson, Pecatonica, IL (US)

(73) Assignee: **Prince Castle Inc.**, Carol Stream, IL
(US)

(**) Term: **14 Years**

(21) Appl. No.: **29/323,370**

(22) Filed: **Aug. 25, 2008**

(51) **LOC (9) Cl.** **07-06**

(52) **U.S. Cl.** **D7/589**

(58) **Field of Classification Search** D7/589;
D6/542-545; 141/346; 215/252; 222/181.1,
222/180, 173, 461, 651, 190, 370, 504, 450,
222/452, 541.1, 129.3

See application file for complete search history.

(56) **References Cited**

U.S. PATENT DOCUMENTS

- D104,134 S * 4/1937 Dickson D6/515
- D188,631 S * 8/1960 Gorenflo D7/589
- 4,505,407 A * 3/1985 Johnson 222/181.1
- D286,728 S * 11/1986 Elmore D7/589
- D326,983 S * 6/1992 Elmore D7/589

- D328,007 S * 7/1992 Mondry et al. D7/589
- D372,171 S * 7/1996 Romero et al. D7/589
- D374,154 S * 10/1996 Boyer D7/589
- D388,662 S * 1/1998 Romero et al. D7/589
- D467,465 S * 12/2002 Apelboim et al. D7/589

* cited by examiner

Primary Examiner—Terry A Wallace

(57) **CLAIM**

The ornamental design for a granule dispenser, as shown and described.

DESCRIPTION

FIG. 1 is a front perspective view of a granule dispenser, showing my new design;

FIG. 2 is a front view thereof;

FIG. 3 is a rear view thereof;

FIG. 4 is a side view thereof;

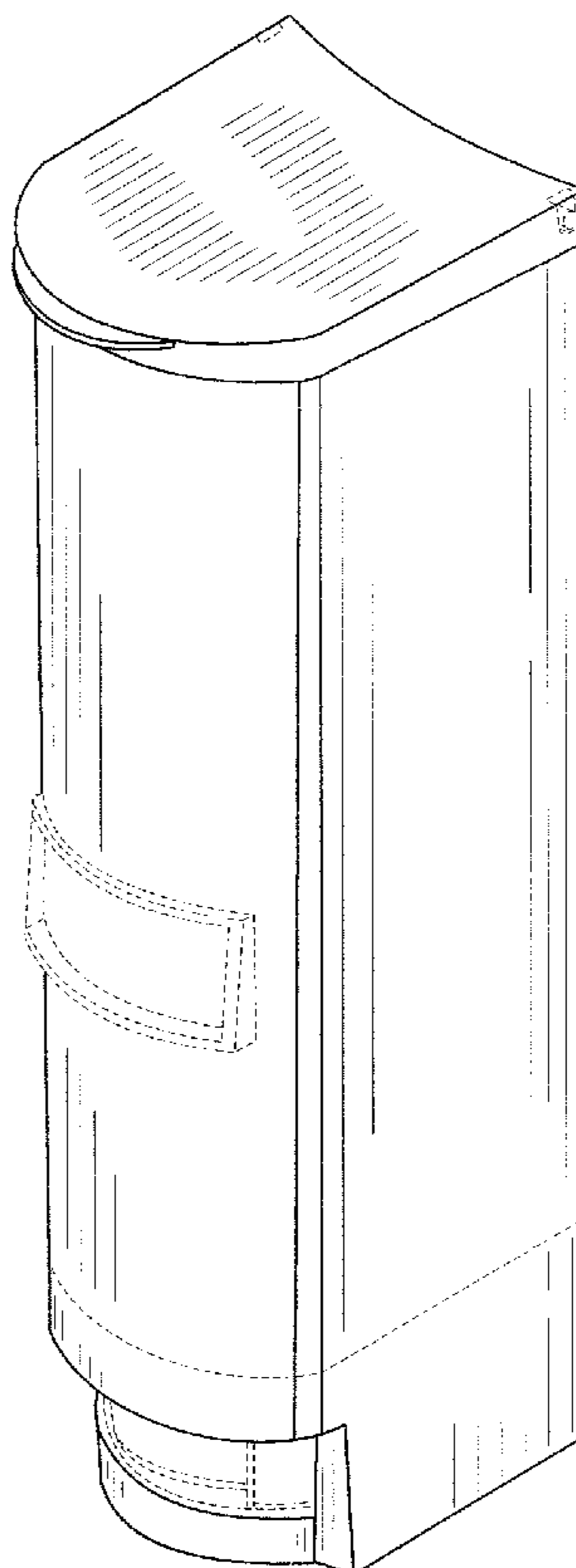
FIG. 5 is a side view thereof;

FIG. 6 is a top view thereof; and,

FIG. 7 is a bottom view thereof.

The broken lines represent unclaimed boundaries of the design. The vertical shading lines are for illustrative purposes only and form no part of the claimed design.

1 Claim, 4 Drawing Sheets



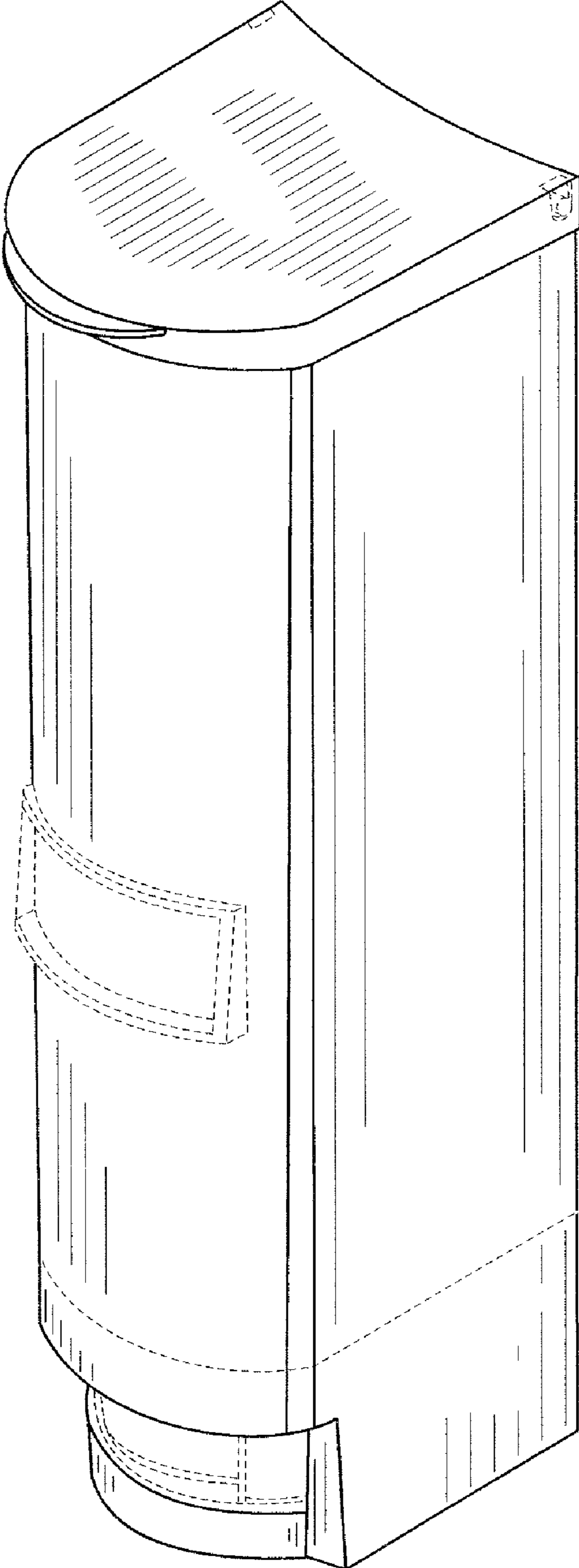


FIG. 1

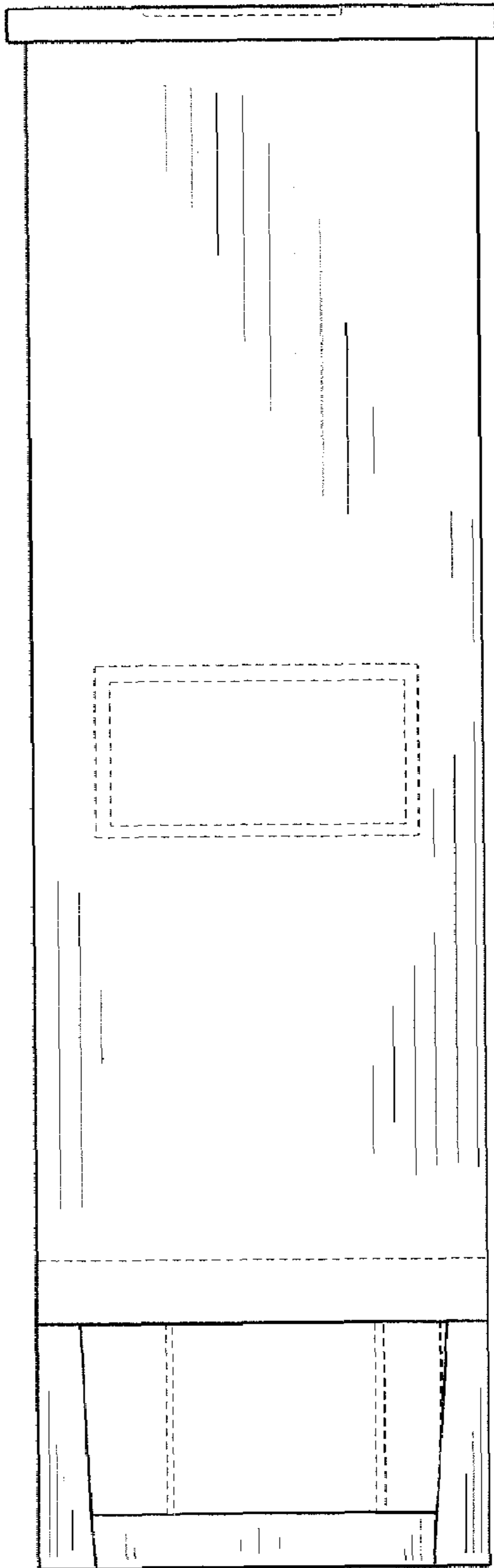


FIG. 2




FIG. 3

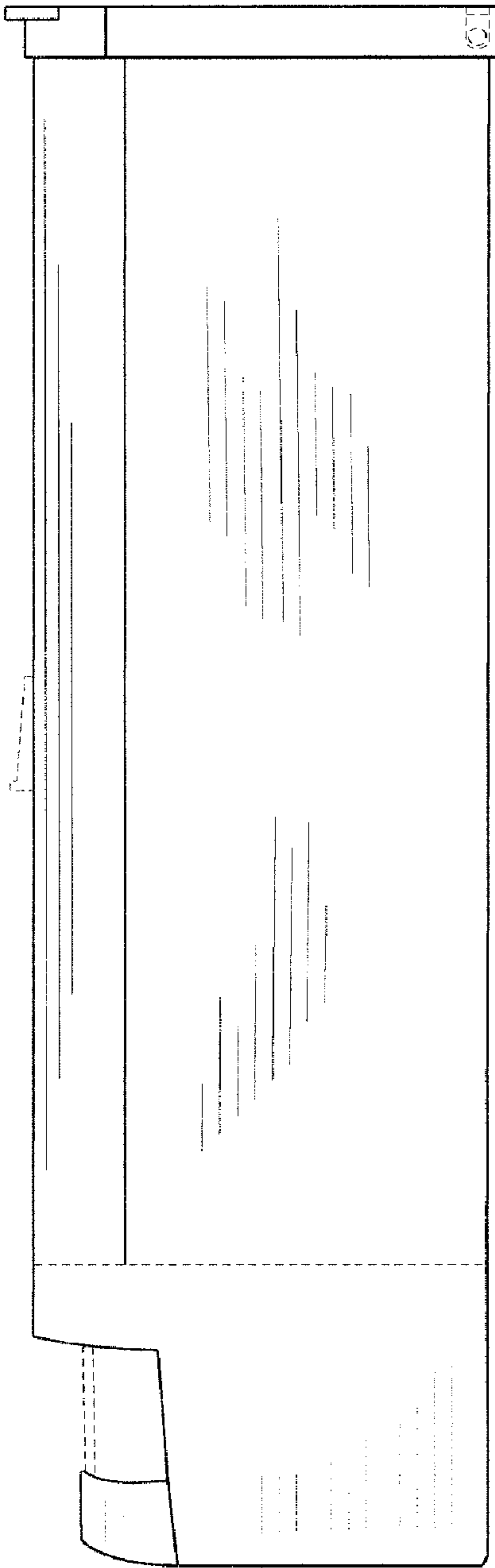


FIG. 4

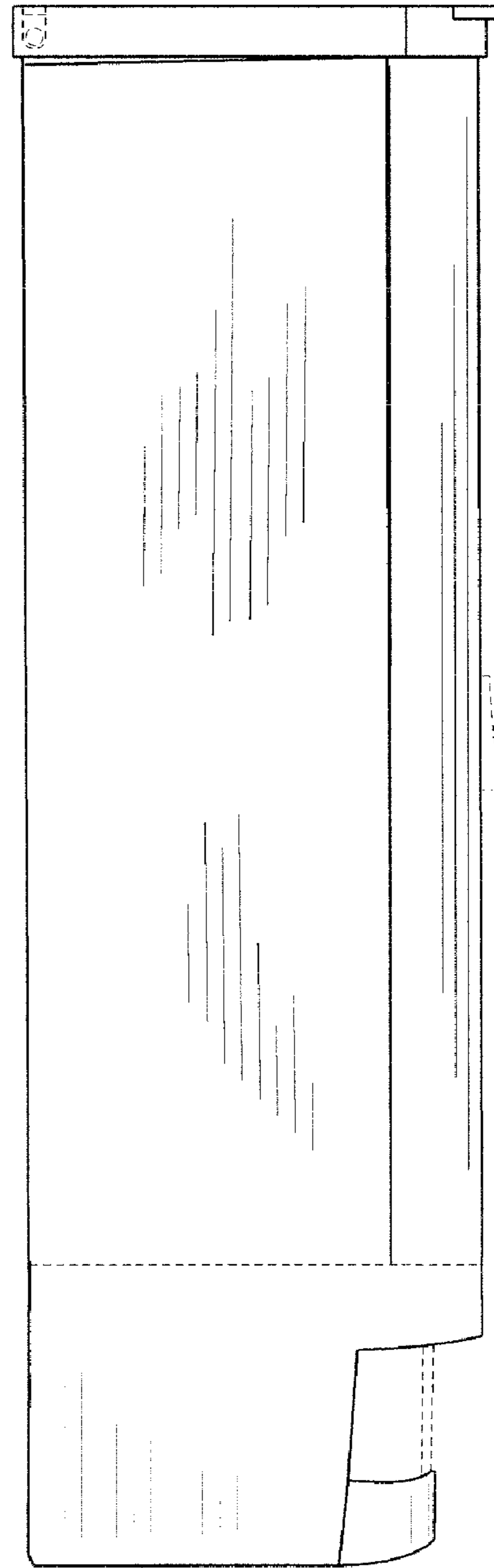


FIG. 5




FIG. 6

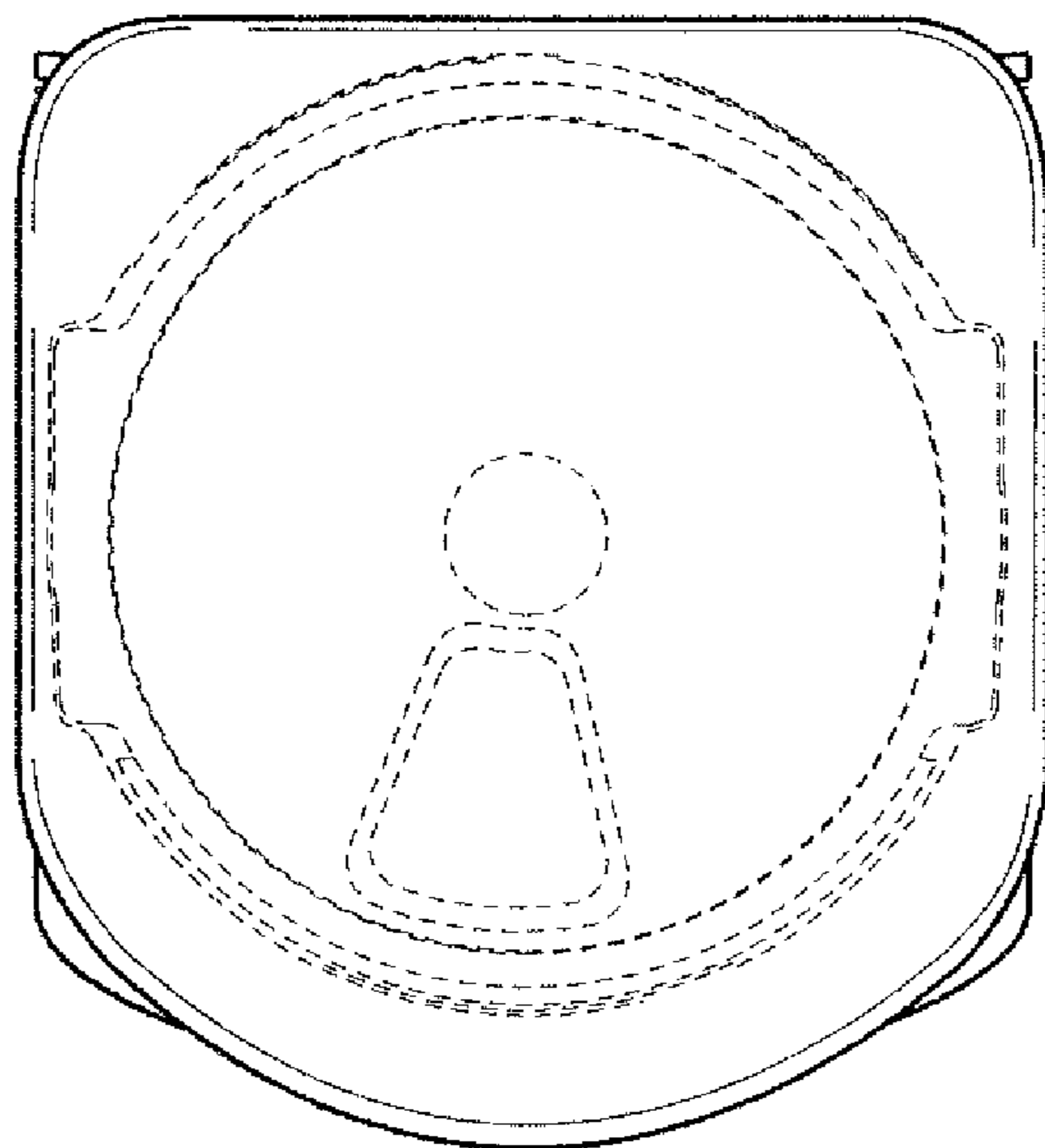


FIG. 7