



US00D592451S

(12) **United States Design Patent**
Logiudice et al.

(10) **Patent No.:** **US D592,451 S**
(45) **Date of Patent:** **** May 19, 2009**

(54) **GADGET HANDLE**

(75) Inventors: **Paul Angelo Logiudice**, Atlanta, GA (US); **Jay Perkins**, Pickerington, OH (US); **Jennifer Nicoloro**, Dracut, MA (US)

(73) Assignee: **Calphalon Corporation**, Freeport, IL (US)

(**) Term: **14 Years**

(21) Appl. No.: **29/290,679**

(22) Filed: **Jan. 2, 2008**

(51) **LOC (9) Cl.** **07-02**

(52) **U.S. Cl.** **D7/395**

(58) **Field of Classification Search** D7/393, D7/395, 401.2, 682, 692, 642-648, 649-652, D7/664, 688, 691, 693, 696, 381; D8/83, D8/101, 107, 307; D22/118; 30/340-344, 30/147-149; 16/430, 431, 110.1; D4/129, D4/138

See application file for complete search history.

(56) **References Cited**

U.S. PATENT DOCUMENTS

D382,770 S * 8/1997 Raoult D7/395
D399,388 S * 10/1998 Cohen et al. D7/401.2
D446,104 S * 8/2001 Chen D8/107
D448,973 S * 10/2001 Hay et al. D7/395
D474,896 S * 5/2003 Riddell D4/138
D484,740 S * 1/2004 Hay D7/395

D514,377 S * 2/2006 Brownell D7/395
D520,295 S * 5/2006 Schreiber-Pethan et al. .. D7/395
D567,019 S * 4/2008 Gonzalez D7/395
2005/0138777 A1 * 6/2005 Cornfield 16/430

* cited by examiner

Primary Examiner—Holly H Baynham

Assistant Examiner—Cynthia M Chin

(74) *Attorney, Agent, or Firm*—Foley & Lardner LLP

(57) **CLAIM**

We claim the ornamental design for a gadget handle, as shown and described.

DESCRIPTION

FIG. 1 is a top frontal perspective view of a gadget handle according to our new design;

FIG. 2 is a front view of the gadget handle shown in FIG. 1;

FIG. 3 is a back view of the gadget handle shown in FIG. 1;

FIG. 4 is a left side view of the gadget handle shown in FIG. 1;

FIG. 5 is a right side view of the gadget handle shown in FIG. 1;

FIG. 6 is a top view of the gadget handle shown in FIG. 1; and,

FIG. 7 is a bottom view of the gadget handle shown in FIG. 1.

The ornamental design which is claimed is shown in solid lines in the drawings. The broken lines in the drawings are for illustrative purposes only and form no part of the claimed design.

1 Claim, 3 Drawing Sheets

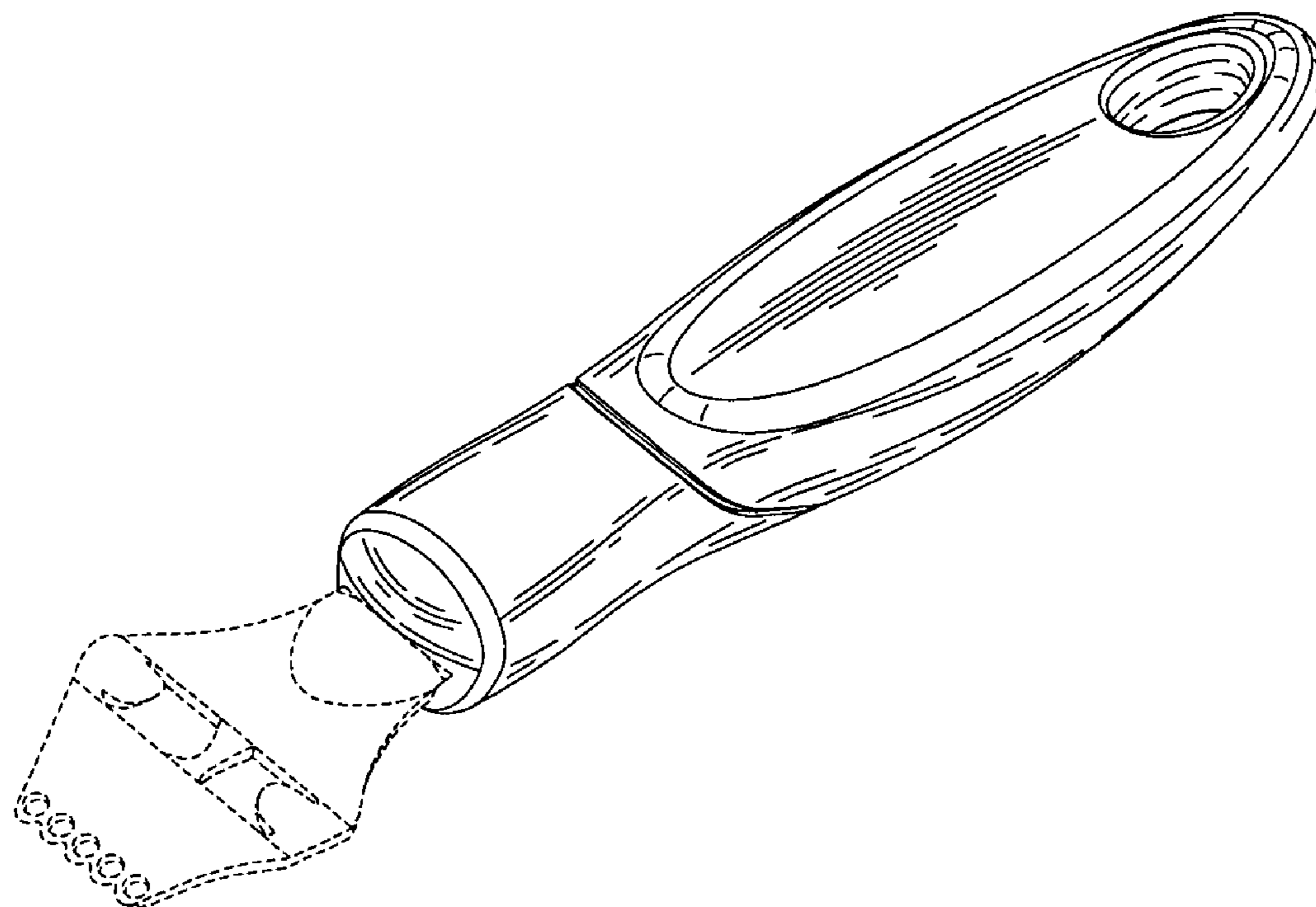


Fig. 1

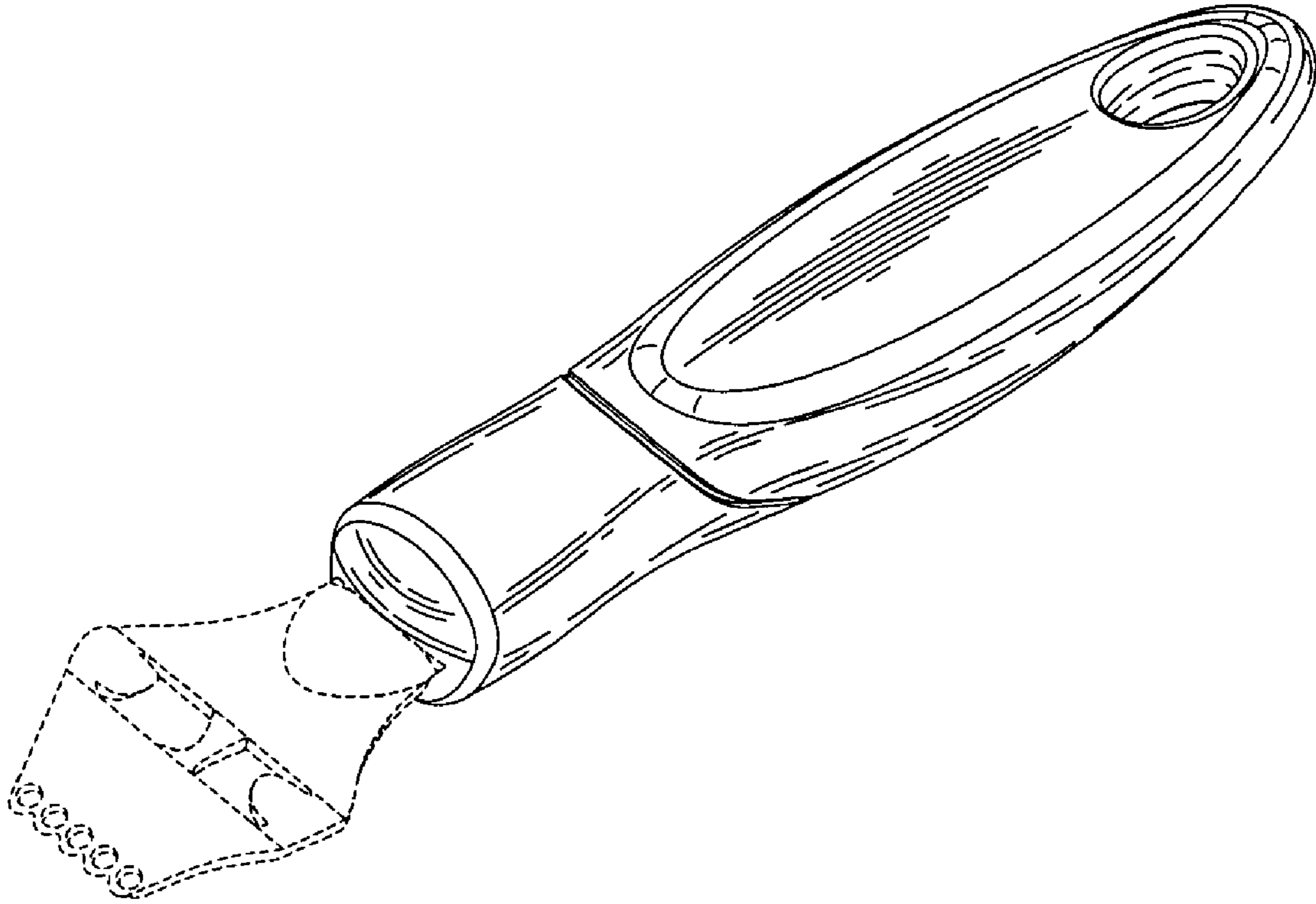


Fig. 2




Fig. 3

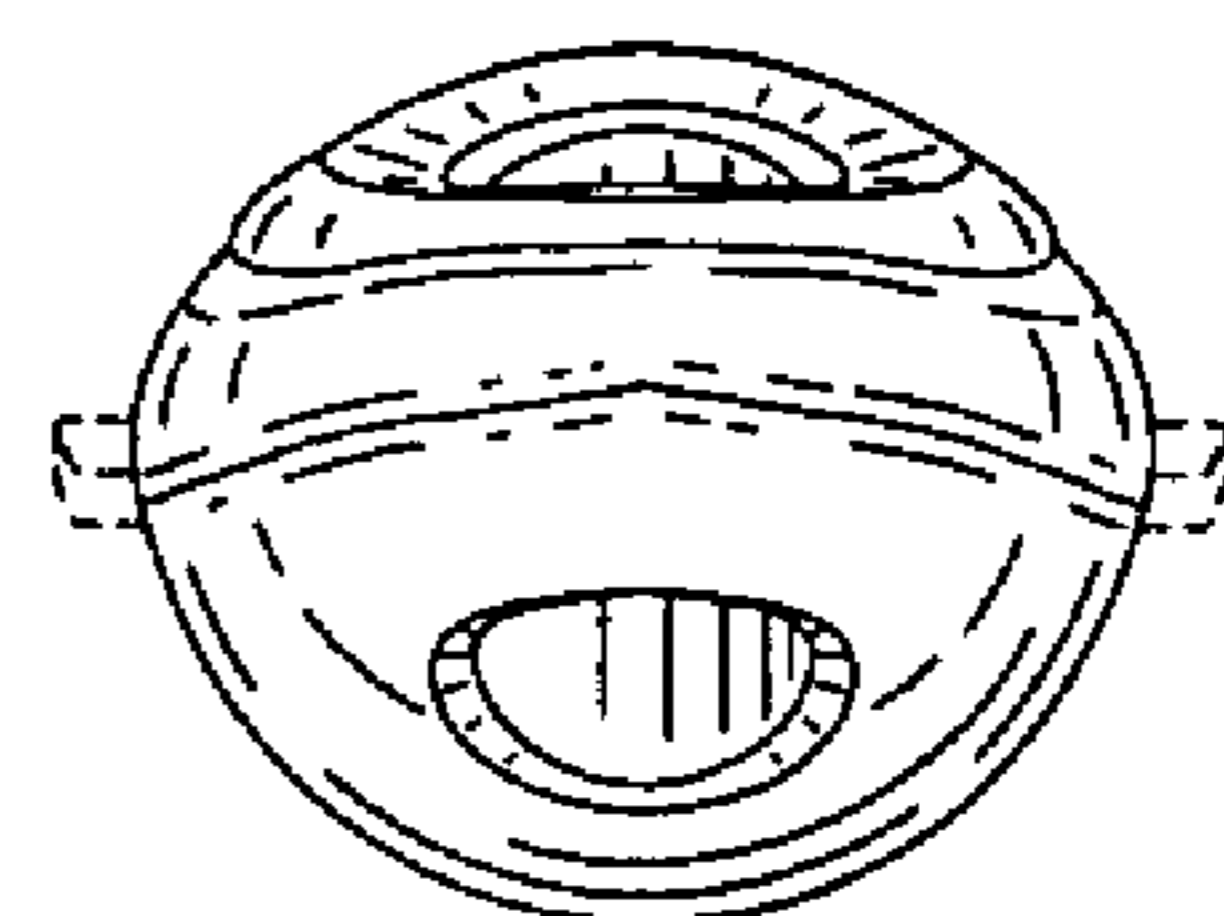


Fig. 4




Fig. 5

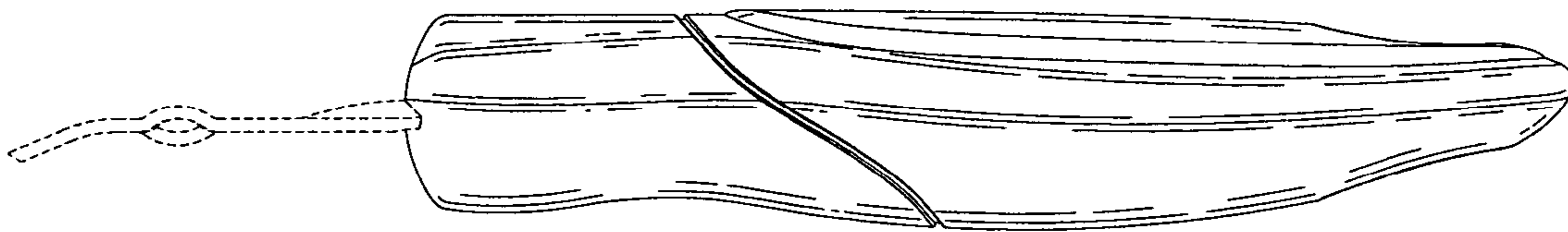


Fig. 6

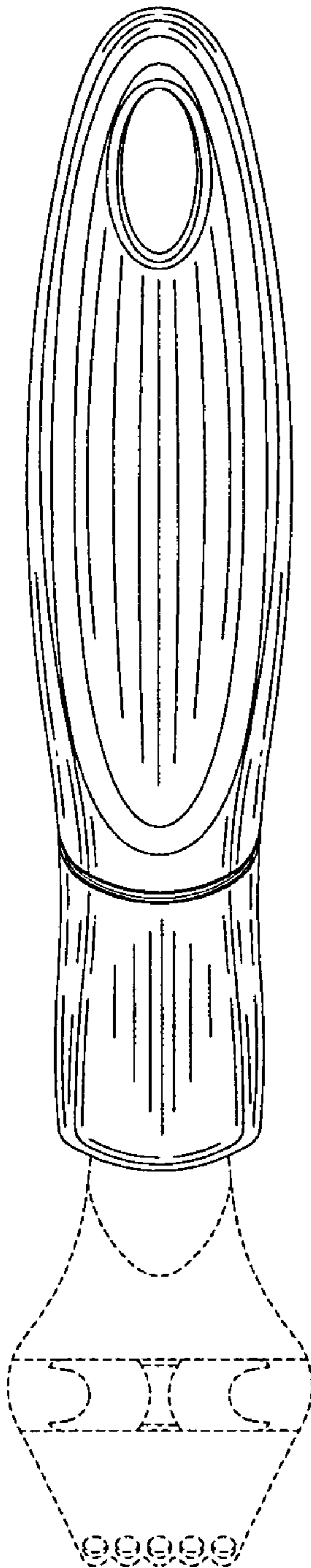


Fig. 7

