

US00D592449S

(12) **United States Design Patent**  
**Rae**

(10) **Patent No.:** **US D592,449 S**

(45) **Date of Patent:** **\*\* May 19, 2009**

(54) **ARCHED HANDLE FOR COOKWARE LID**

(75) Inventor: **Robert A Rae**, Las Vegas, NV (US)

(73) Assignee: **Meyer Intellectual Properties Limited**  
(VG)

(\*\*) Term: **14 Years**

(21) Appl. No.: **29/312,049**

(22) Filed: **Sep. 26, 2008**

(51) **LOC (9) Cl.** ..... **07-02**

(52) **U.S. Cl.** ..... **D7/394**

(58) **Field of Classification Search** ..... D7/354-361,  
D7/391, 393-395; D8/107, 300, 301, 315,  
D8/316, 317, 319, 320; 16/430, 431, 110.1,  
16/407, 441, 443; 220/573.1-573.5, 752,  
220/753, 755, 756, 912; D3/318

See application file for complete search history.

(56) **References Cited**

**U.S. PATENT DOCUMENTS**

D241,807 S	*	10/1976	Clayton	.....	D8/317
D333,968 S	*	3/1993	Mattson et al.	.....	D8/317
D347,566 S	*	6/1994	Mattson et al.	.....	D8/317
D369,289 S		4/1996	Caugh et al.		
D403,571 S	*	1/1999	Burns et al.	.....	D8/317
D406,745 S	*	3/1999	Burns et al.	.....	D8/317
D437,729 S		2/2001	Rae		

D482,929 S		12/2003	Rae	
D506,350 S		6/2005	Cheng	
D537,294 S		2/2007	Levy et al.	
D548,519 S		8/2007	Rae	
D569,681 S		5/2008	Rae	
D577,954 S	*	10/2008	Rae	..... D7/394

\* cited by examiner

*Primary Examiner*—Holly H Baynham

*Assistant Examiner*—Cynthia M Chin

(74) *Attorney, Agent, or Firm*—Edward S. Sherman

(57) **CLAIM**

The ornamental design for an arched handle for cookware lid, as shown and described.

**DESCRIPTION**

FIG. 1 is a perspective view of the “arched handle for cookware lid”, showing my new design;

FIG. 2 is a top plan view thereof;

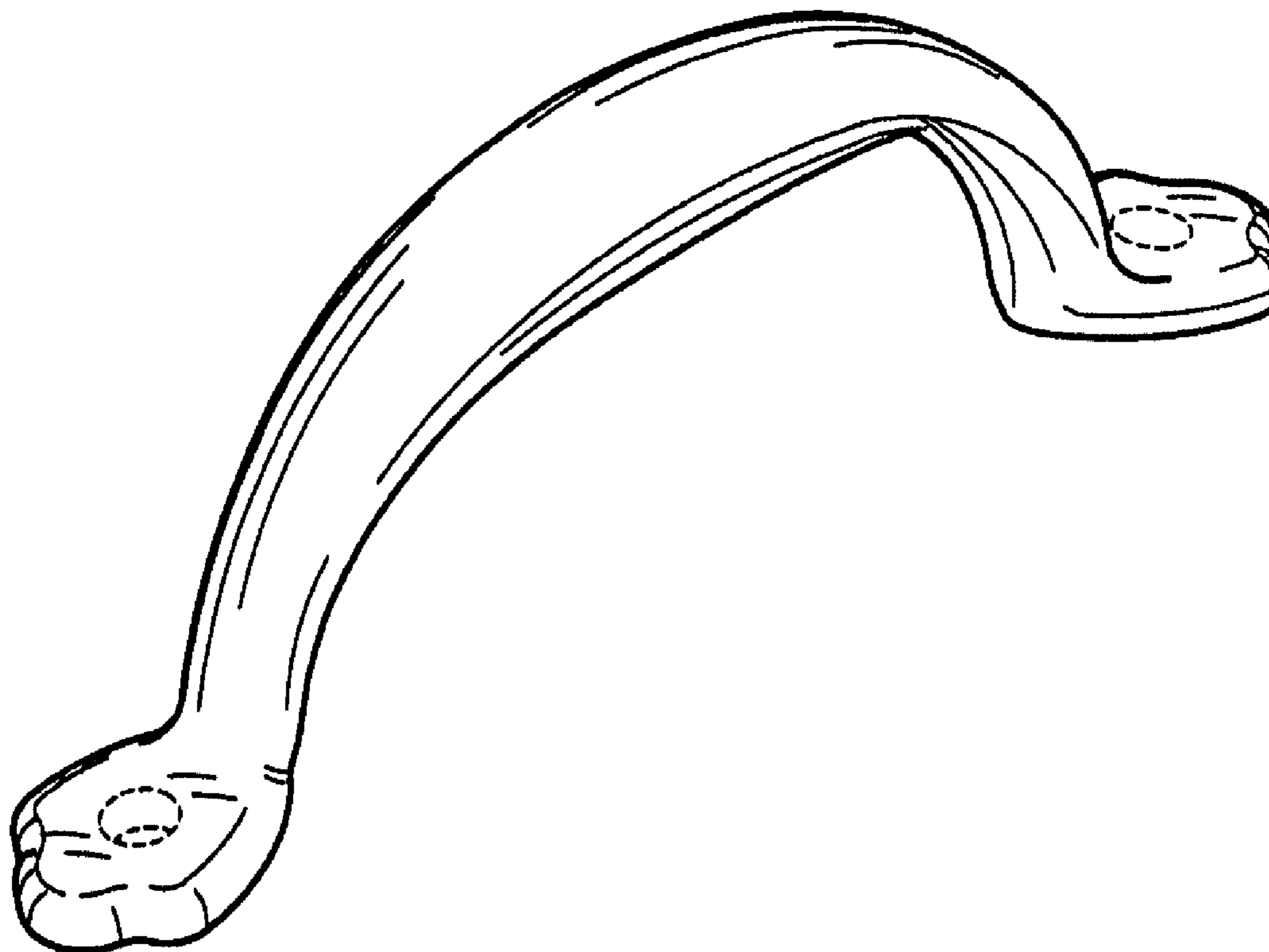
FIG. 3 is a front elevational view thereof;

FIG. 4 is a bottom plan view thereof; and,

FIG. 5 is a side elevational view.

The broken lines in FIGS. 1, 2, 4, and 5 are for illustrative purposes only, depicting the environment of the new design, forming no part thereof as claimed.

**1 Claim, 1 Drawing Sheet**



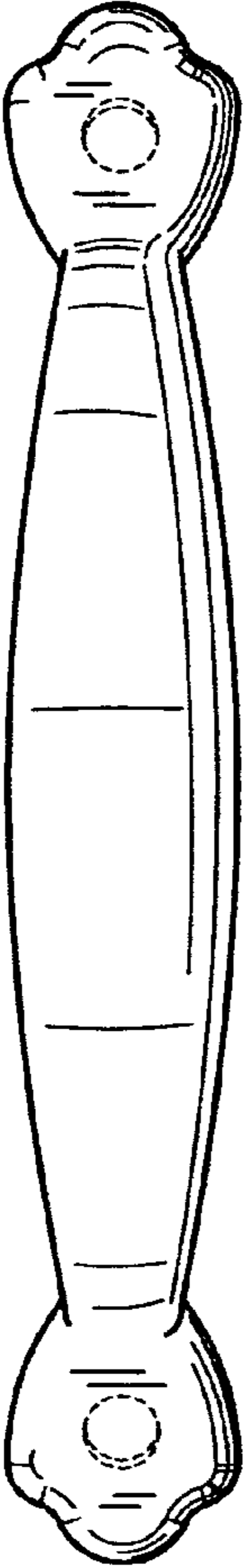


FIG. 2

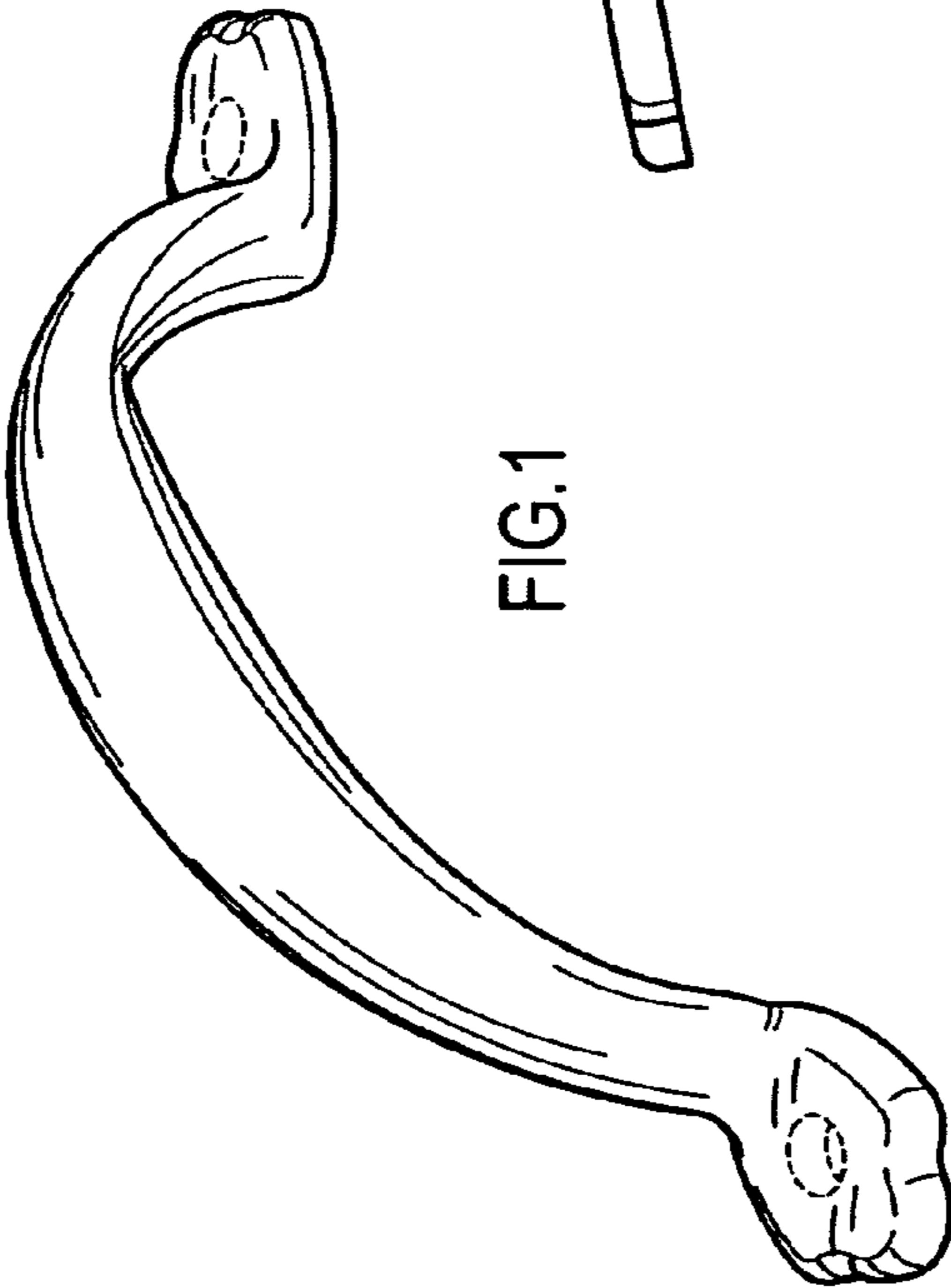


FIG. 1




FIG. 5

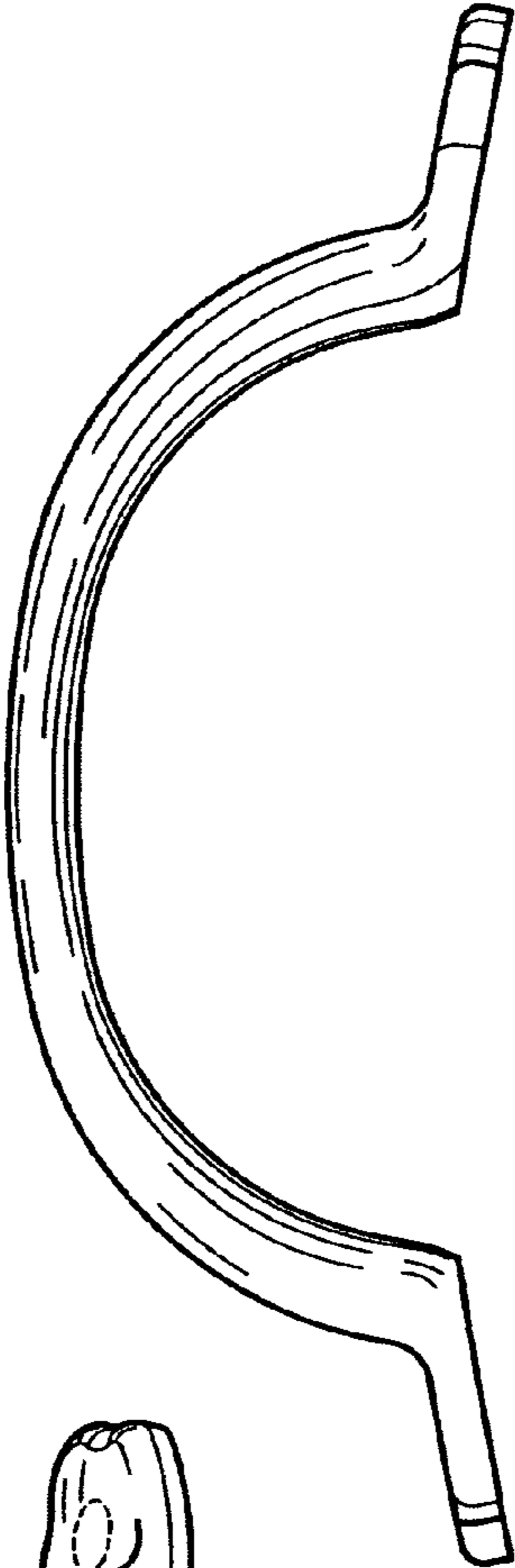


FIG. 3

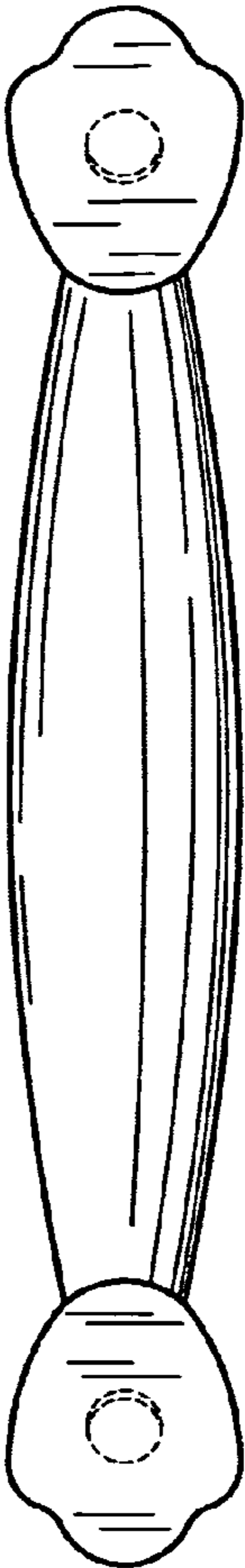


FIG. 4