



US00D592448S

(12) **United States Design Patent**  
**Goodman et al.**

(10) **Patent No.:** **US D592,448 S**

(45) **Date of Patent:** **\*\* May 19, 2009**

(54) **TRIVET**

(75) Inventors: **Sheldon H. Goodman**, Solon, OH (US);  
**Omer I. Sazir**, Cleveland, OH (US)

(73) Assignee: **Spectrum Diversified Designs, Inc.**,  
Streetsboro, OH (US)

(\*\*) Term: **14 Years**

(21) Appl. No.: **29/325,591**

(22) Filed: **Oct. 3, 2008**

(51) **LOC (9) Cl.** ..... **07-01**

(52) **U.S. Cl.** ..... **D7/388; D7/408**

(58) **Field of Classification Search** ..... D7/387,  
D7/388, 362, 366, 367, 402, 403, 408, 409,  
D7/624.1; D23/214; D6/403, 498; D8/374;  
248/126, 127, 317, 318, 346.01, 167; 219/732;  
99/45; 108/156

See application file for complete search history.

(56) **References Cited**

**U.S. PATENT DOCUMENTS**

681,936	A	*	9/1901	Soady	.....	99/440
1,527,856	A	*	2/1925	France	.....	47/41.11
D306,073	S	*	2/1990	Klitsner	.....	D24/197
D322,735	S	*	12/1991	Morton	.....	D7/400
5,934,185	A	*	8/1999	Sonnier	.....	99/440
D420,831	S	*	2/2000	Rehmert et al.	.....	D6/403
D479,093	S	*	9/2003	Ancona	.....	D7/388

D479,783	S	*	9/2003	Ancona	.....	D7/388
6,655,084	B1	*	12/2003	Missry	.....	47/71
D518,995	S	*	4/2006	Goodman et al.	.....	D7/388
D551,018	S	*	9/2007	Goodman et al.	.....	D7/388
D564,251	S	*	3/2008	Doyle et al.	.....	D6/403
D575,981	S	*	9/2008	Pourounidis et al.	.....	D7/388
D584,565	S	*	1/2009	Goodman et al.	.....	D7/388
D584,824	S	*	1/2009	Berglund	.....	D24/199

\* cited by examiner

*Primary Examiner*—Philip S Hyder

*Assistant Examiner*—Cynthia Underwood

(74) *Attorney, Agent, or Firm*—Pearne & Gordon LLP

(57) **CLAIM**

The ornamental design for a trivet, as shown and described.

**DESCRIPTION**

FIG. 1 is a perspective view of a trivet, showing our new design;

FIG. 2 is a top plan view thereof;

FIG. 3 is a front elevational view thereof;

FIG. 4 is a side elevational view thereof;

FIG. 5 is a bottom plan view thereof; and,

FIG. 6 is a rear elevational view thereof.

The broken lines represent portions of the structure that form no part of the claim.

**1 Claim, 2 Drawing Sheets**

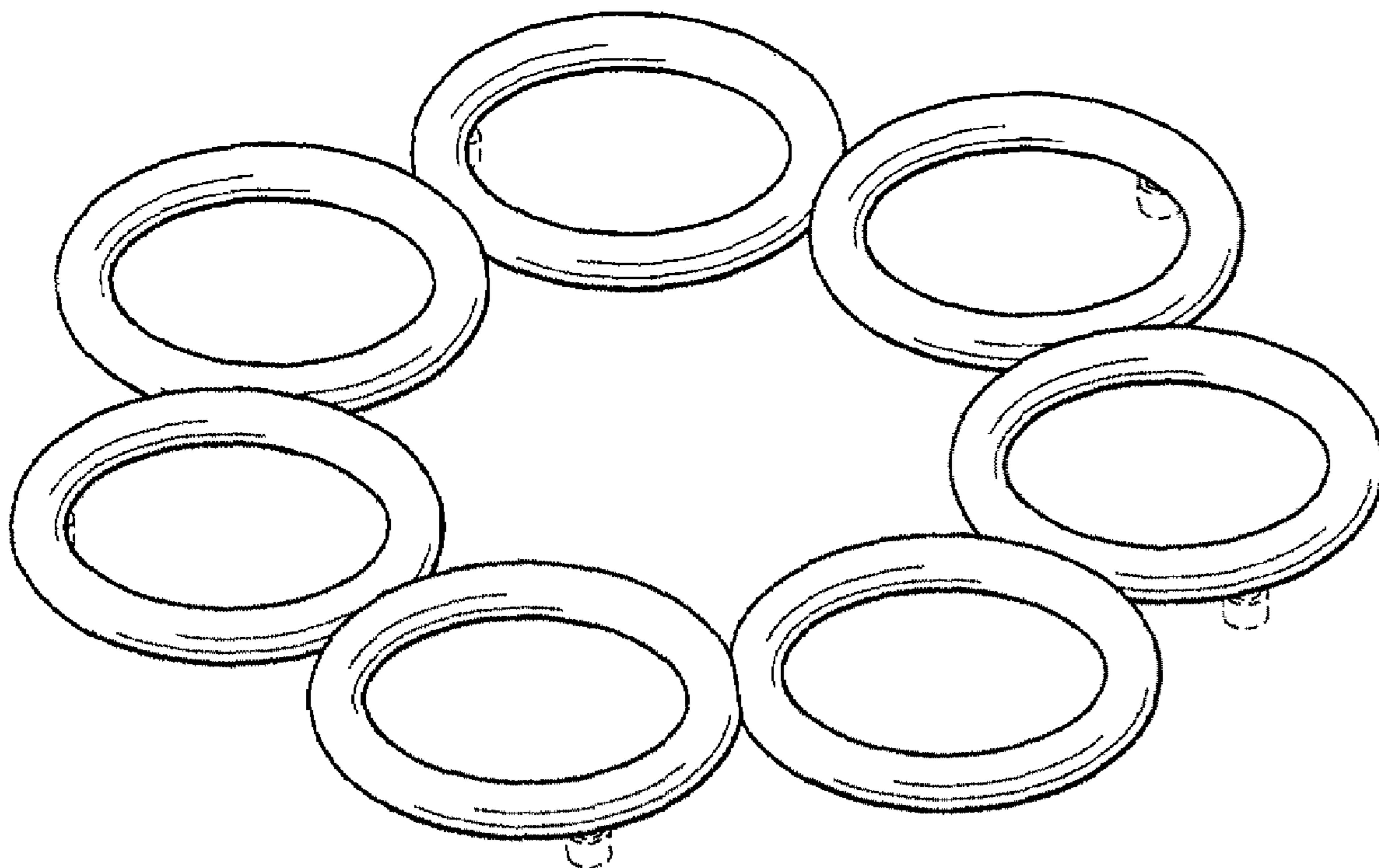


FIG. 1


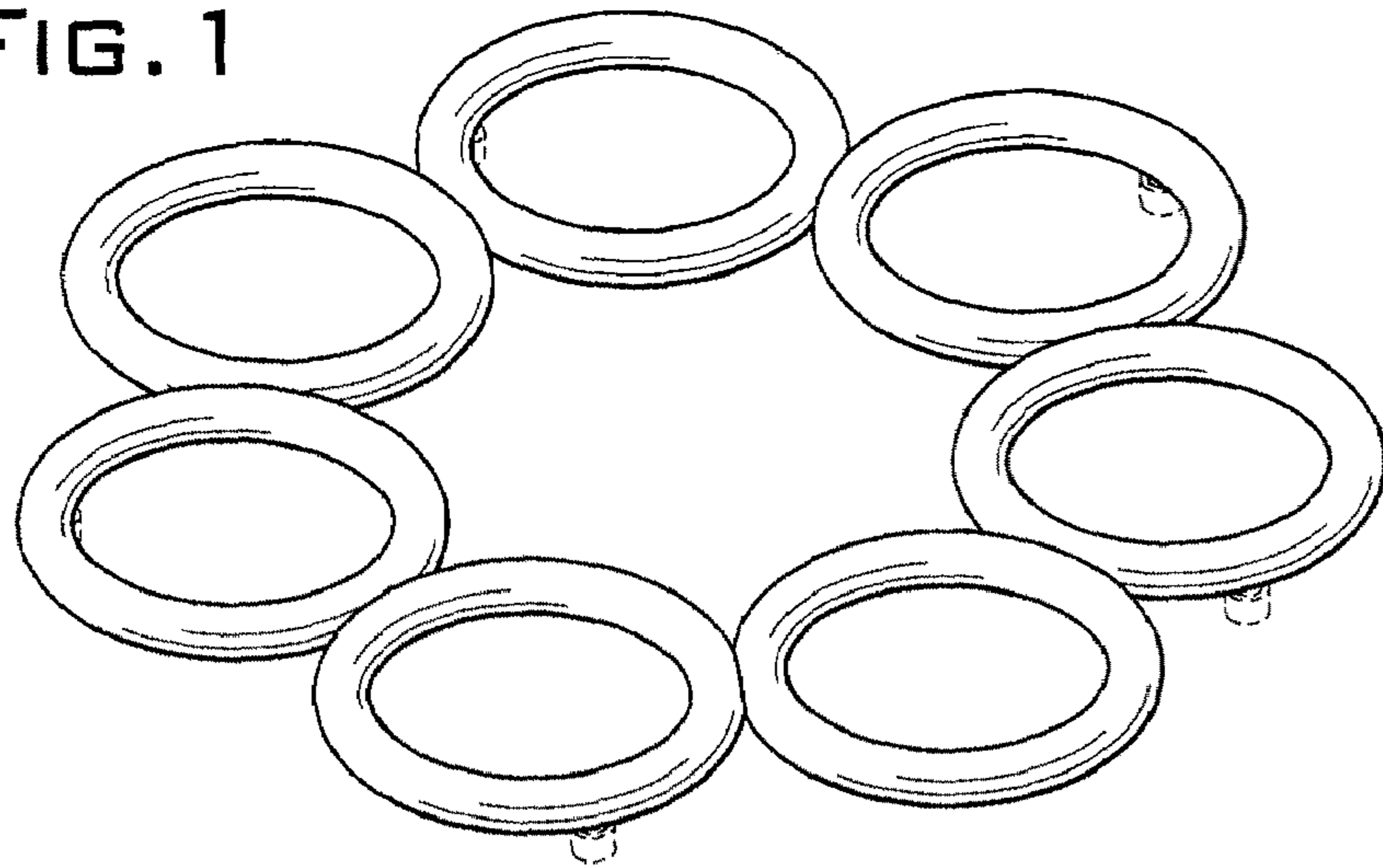


FIG. 3




FIG. 2



FIG. 4




FIG. 5



FIG. 6