



US00D592447S

(12) **United States Design Patent**
Blaise

(10) **Patent No.:** **US D592,447 S**

(45) **Date of Patent:** **** May 19, 2009**

(54) **HAND BLENDER**

(75) Inventor: **Nicolas Blaise**, Caen (FR)

(73) Assignee: **SEB S.A.**, Ecully (FR)

(**) Term: **14 Years**

(21) Appl. No.: **29/322,065**

(22) Filed: **Jul. 29, 2008**

(30) **Foreign Application Priority Data**

Feb. 28, 2008 (FR) 081095

(51) **LOC (9) Cl.** **31-00**

(52) **U.S. Cl.** **D7/380; D7/376; D7/379**

(58) **Field of Classification Search** D7/376-386,
D7/412-414, 673, 678, 693; 99/348, 492;
241/101, 101.2, 199; 366/130, 197, 199,
366/204-205, 279-282, 314, 331, 341-343
See application file for complete search history.

(56) **References Cited**

U.S. PATENT DOCUMENTS

- D345,076 S * 3/1994 Saltet D7/376
- D383,938 S * 9/1997 Littmann D7/376
- D398,809 S * 9/1998 Henderson D7/376
- D400,756 S * 11/1998 Henderson D7/376
- D426,105 S * 6/2000 Littmann D7/376
- D447,380 S * 9/2001 Feil D7/376

- D447,381 S * 9/2001 Littmann D7/381
- D456,206 S * 4/2002 Feil D7/376
- D510,837 S * 10/2005 Lloyd et al. D7/376
- D527,582 S * 9/2006 Wilson D7/412
- D534,032 S * 12/2006 Lloyd D7/380
- D572,075 S * 7/2008 Wong D7/376
- 2008/0043569 A1 * 2/2008 Moschetti 366/279

* cited by examiner

Primary Examiner—Caron Veynar

Assistant Examiner—Ricky Pham

(74) *Attorney, Agent, or Firm*—Browdy and Neimark, P.L.L.C.

(57) **CLAIM**

The ornamental design for a hand blender, as shown.

DESCRIPTION

FIG. 1 is a front elevational view of a hand blender in accordance with the present design;

FIG. 2 is a rear elevational view thereof;

FIG. 3 is a right side elevational view thereof;

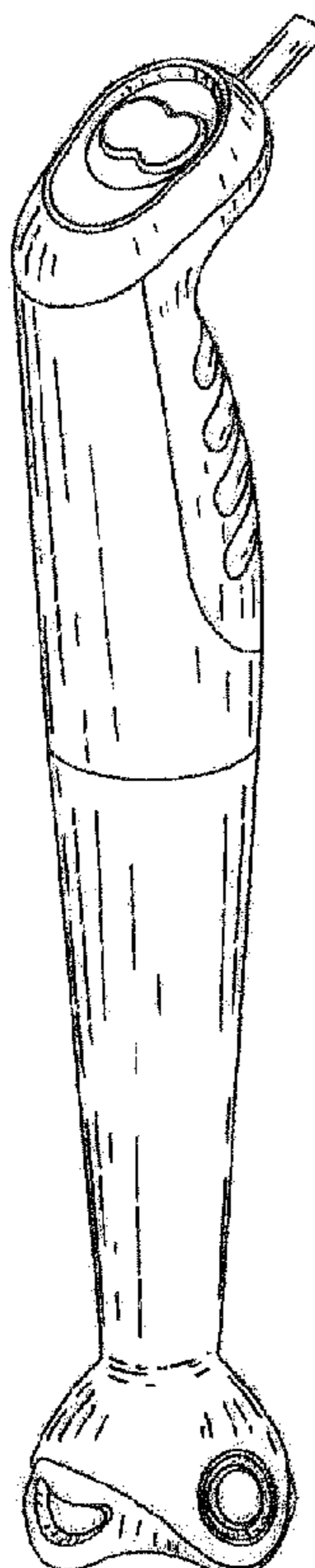
FIG. 4 is a left side elevational view thereof;

FIG. 5 is an enlarged top plan view thereof;

FIG. 6 is an enlarged bottom plan view thereof; and,

FIG. 7 is a perspective view thereof.

1 Claim, 7 Drawing Sheets



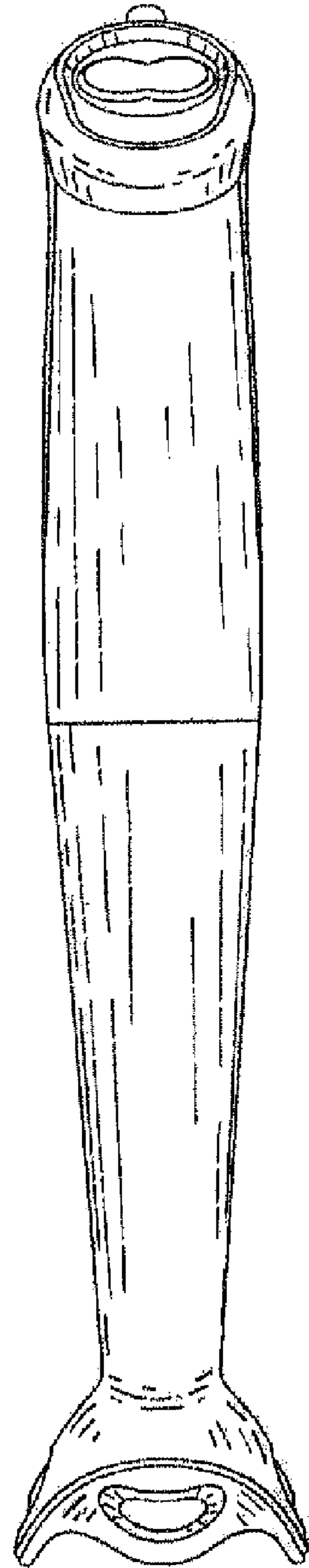


Fig. 1

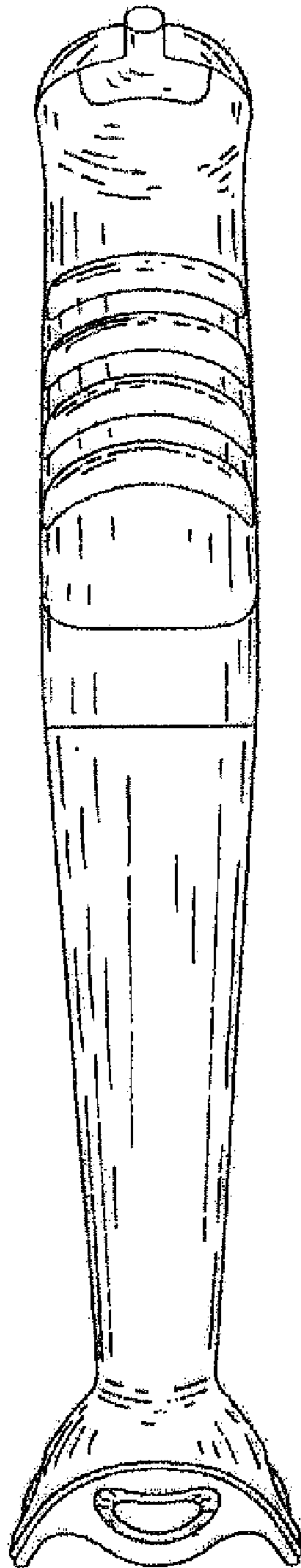


Fig. 2

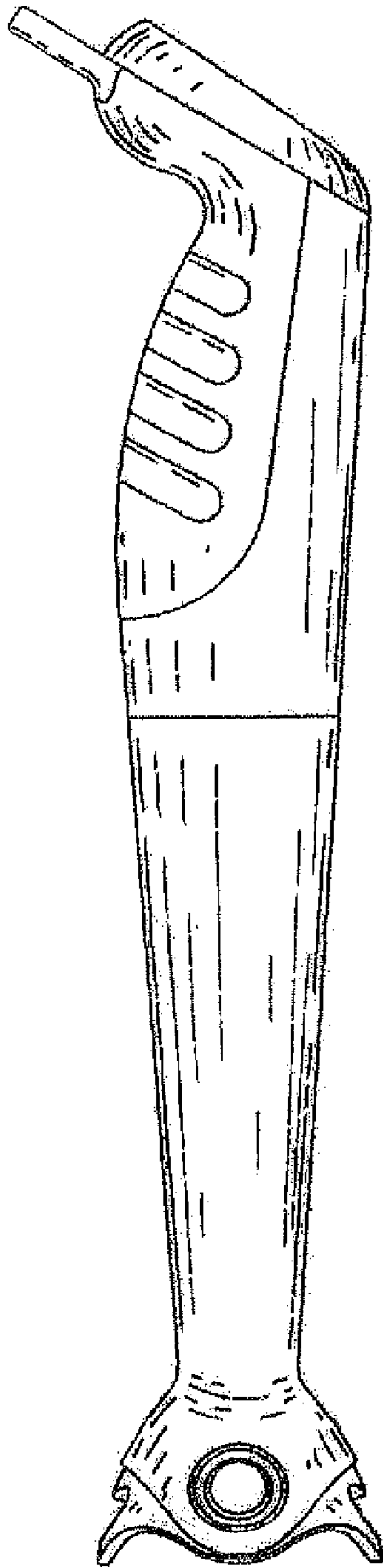


Fig. 3

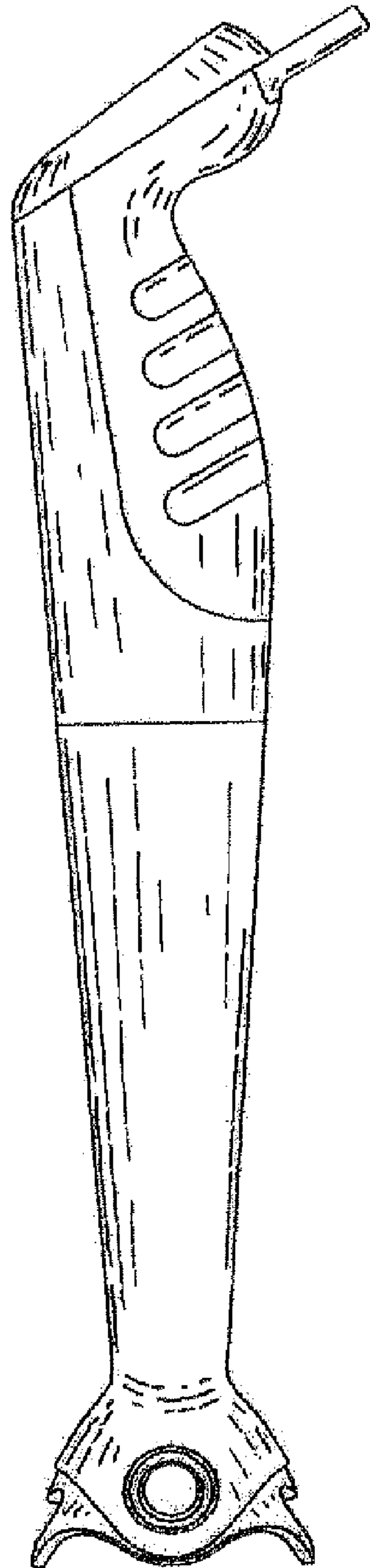


Fig. 4

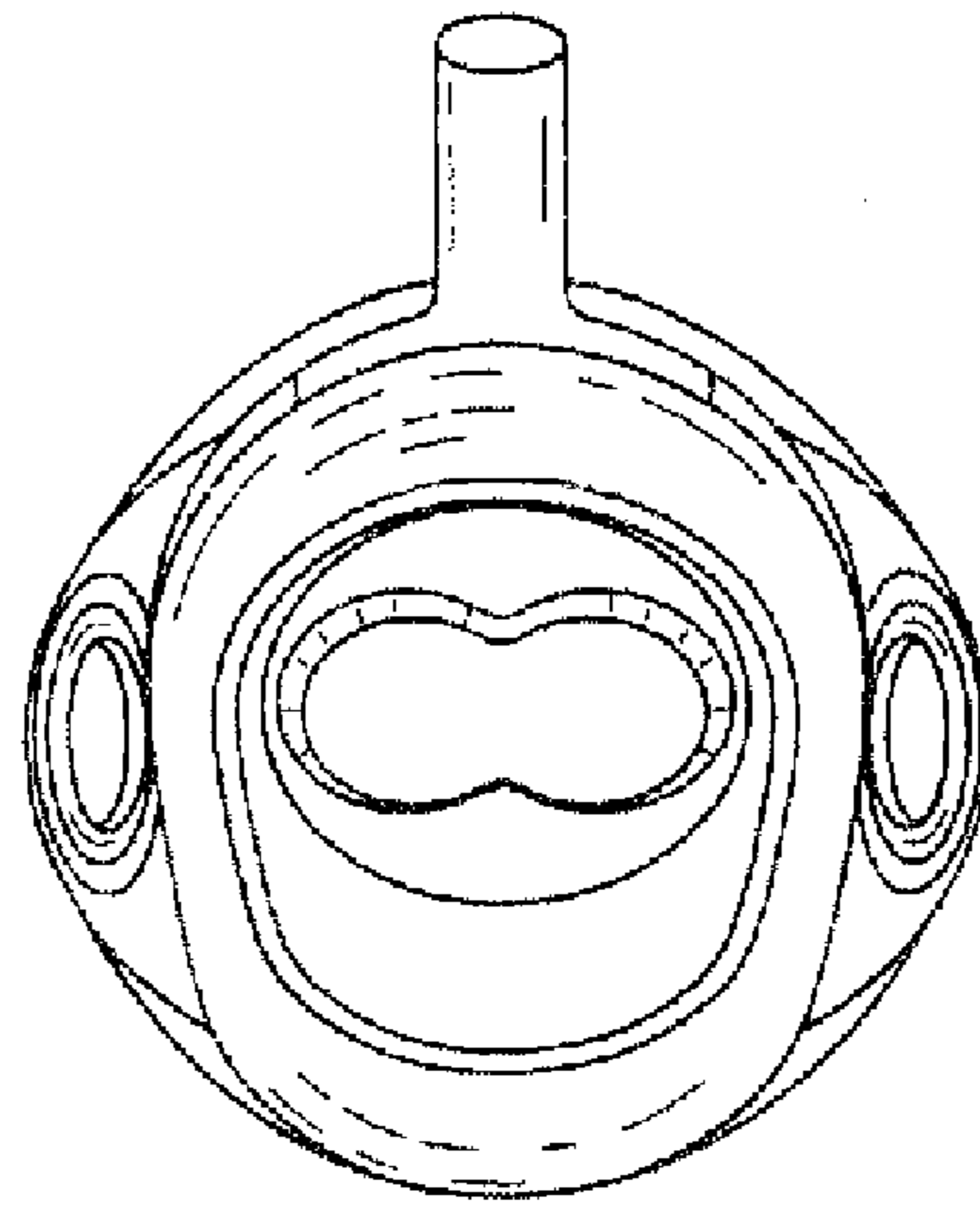


FIG. 5

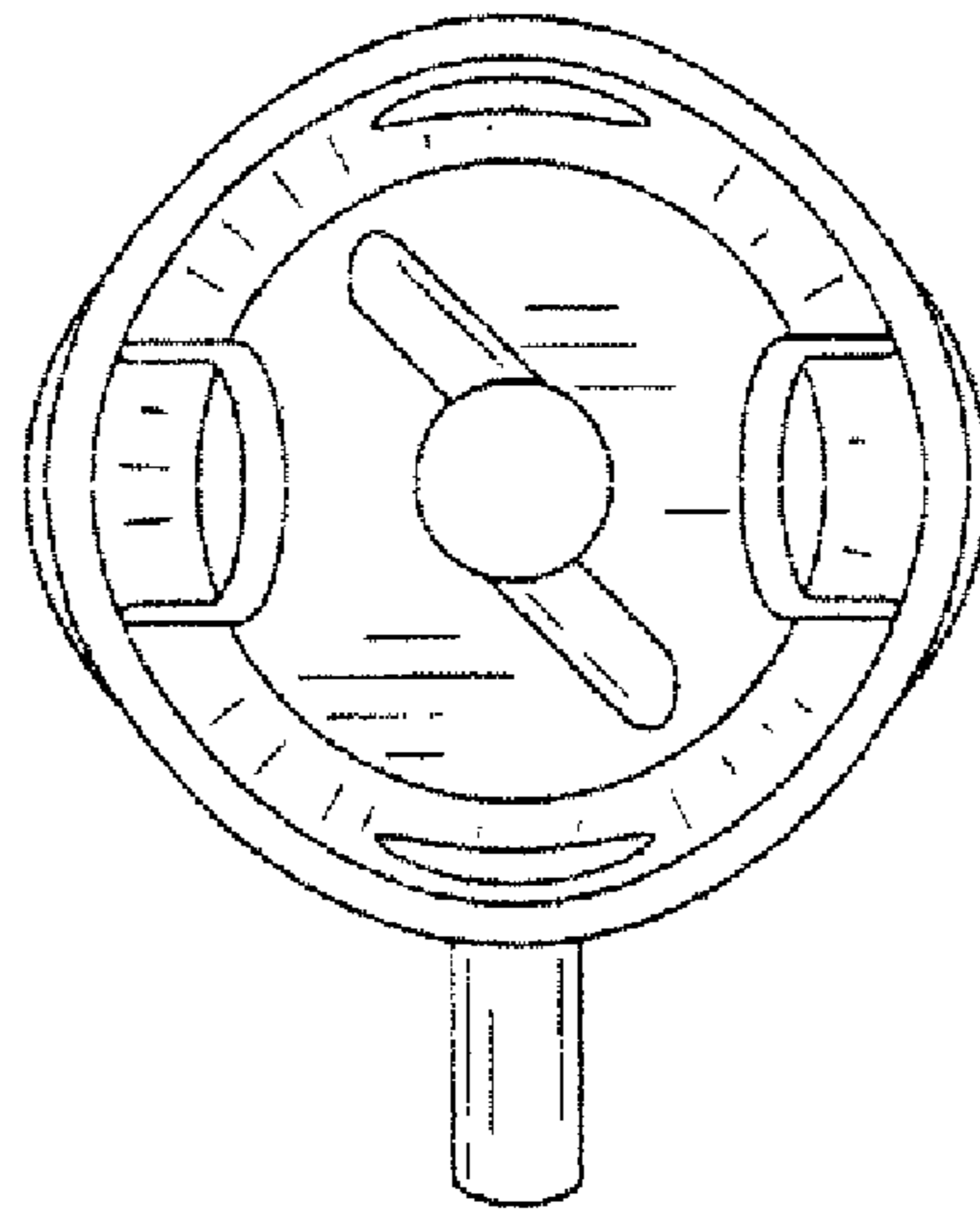


FIG. 6

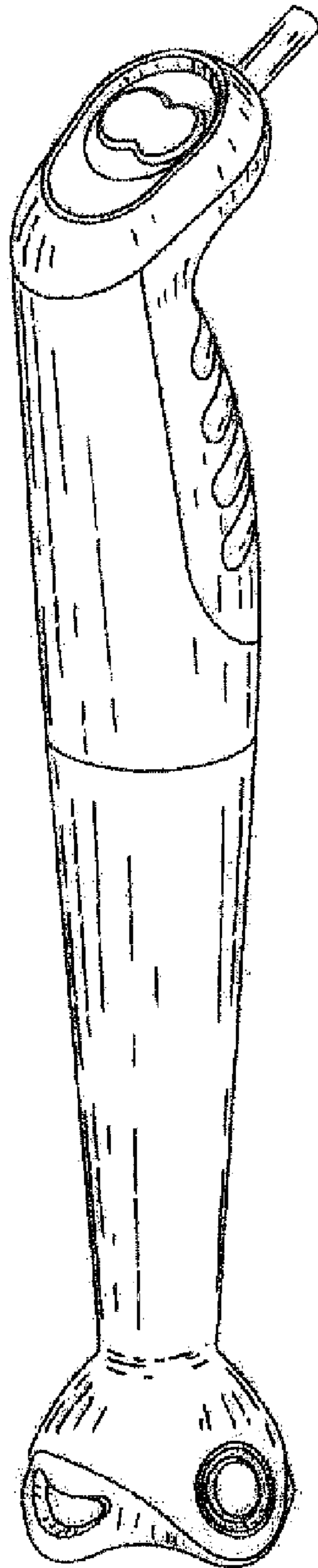


Fig. 7