

US00D592427S

(12) **United States Design Patent**  
**Meyer et al.**

(10) **Patent No.:** **US D592,427 S**

(45) **Date of Patent:** **\*\* May 19, 2009**

(54) **PRODUCT FIXTURE**

(75) Inventors: **Scott A. Meyer**, Minneapolis, MN (US);  
**Joseph R. Guggenberger**, Elk River,  
MN (US)

(73) Assignee: **Target Brands, Inc.**, Minneapolis, MN  
(US)

(\*\*) Term: **14 Years**

(21) Appl. No.: **29/331,016**

(22) Filed: **Jan. 16, 2009**

(51) **LOC (9) Cl.** ..... **06-04**

(52) **U.S. Cl.** ..... **D6/462; D6/492**

(58) **Field of Classification Search** ..... D6/408,  
D6/407, 462-465, 515, 512, 552, 458-460;  
211/55, 90.03, 112, 90.04, 113, 181.1, 189,  
211/198, 50, 49.1, 106, 184, 59.2, 134, 74;  
248/51

See application file for complete search history.

(56) **References Cited**

**U.S. PATENT DOCUMENTS**

2,122,322	A	6/1938	Kidwell et al.	
2,125,000	A	7/1938	Considine	
D161,477	S *	1/1951	Lieber et al.	D6/408
D192,378	S	3/1962	Combs	
3,286,846	A	11/1966	Brandes	
3,318,455	A	5/1967	Takahashi	
D211,918	S	8/1968	Wilder et al.	
3,606,022	A	9/1971	Beesley, Jr.	
3,805,964	A	4/1974	Titus, Jr.	
4,426,008	A	1/1984	Olson et al.	

4,732,282	A	3/1988	Lockwood	
D347,922	S	6/1994	Trevaskis	
D354,181	S	1/1995	Smith et al.	
D380,113	S	6/1997	Byrd	
6,637,604	B1	10/2003	Jay	
7,207,447	B2	4/2007	Medcalf et al.	
D562,590	S *	2/2008	Colin et al.	D6/462
D585,216	S *	1/2009	Colin	D6/462

\* cited by examiner

*Primary Examiner*—Janice E Seeger

*Assistant Examiner*—Sydney R Buffalow

(57) **CLAIM**

The ornamental design for a product fixture, as shown and described.

**DESCRIPTION**

FIG. 1 is a first, downward-looking perspective view of a product fixture from a left side thereof;

FIG. 2 is a second, upward-looking perspective view from a left side thereof;

FIG. 3 is a top view thereof;

FIG. 4 is a bottom view thereof;

FIG. 5 is a front view thereof;

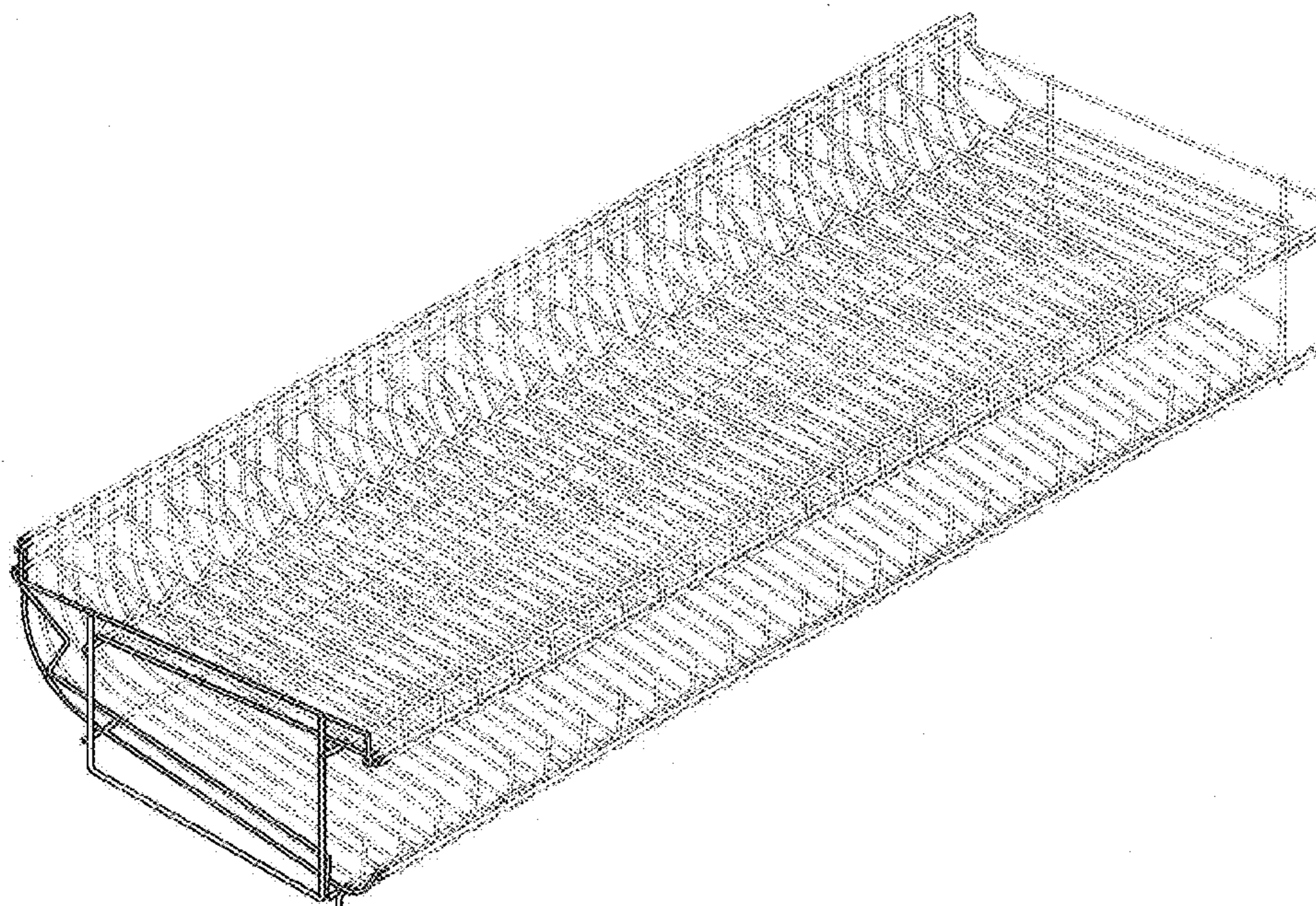
FIG. 6 is a back view thereof;

FIG. 7 is a left side view thereof; and,

FIG. 8 is a right side view thereof.

The broken lines are for illustrative purposes only and form no part of the claimed design.

**1 Claim, 8 Drawing Sheets**





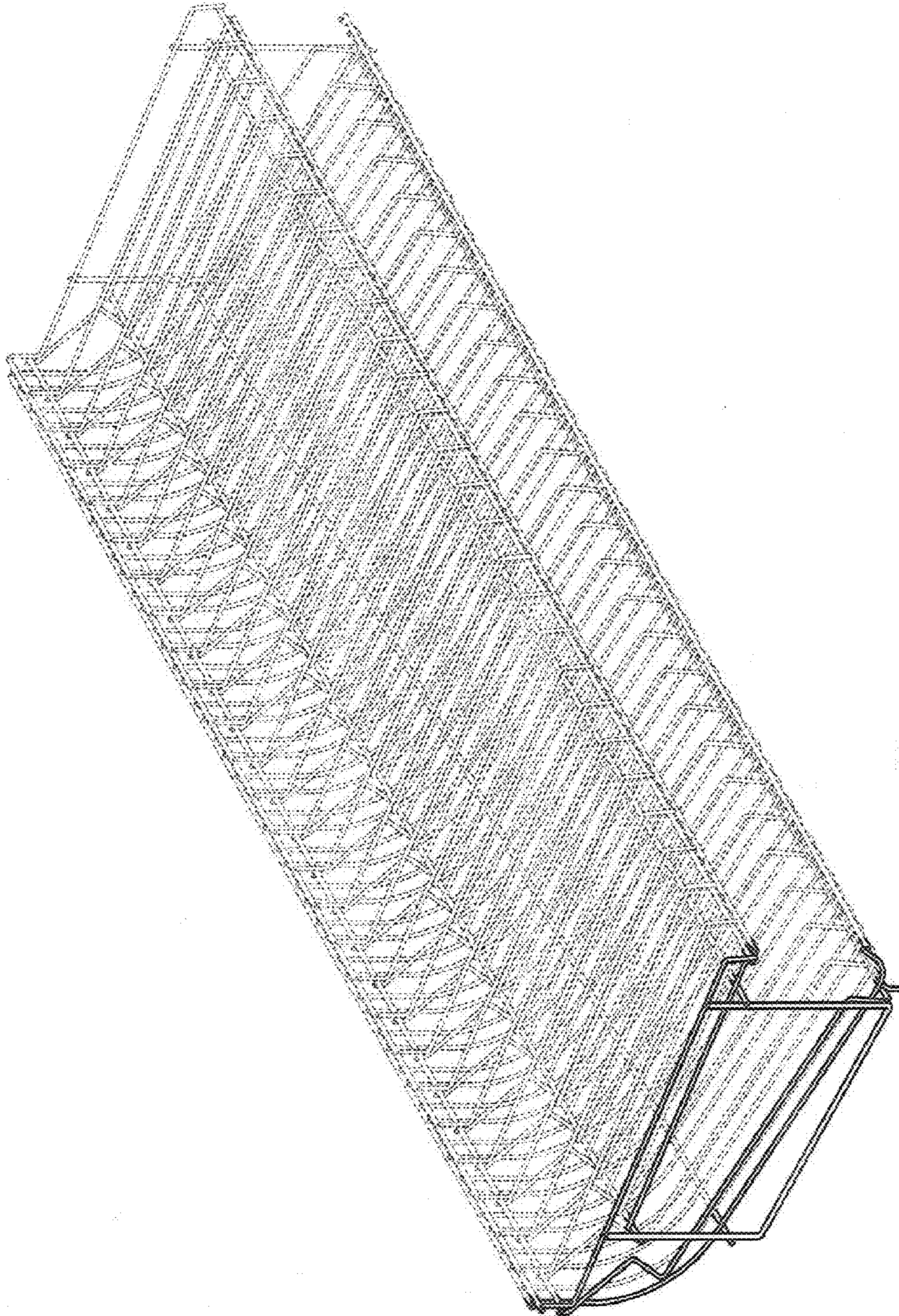


Fig. 1






Fig. 2



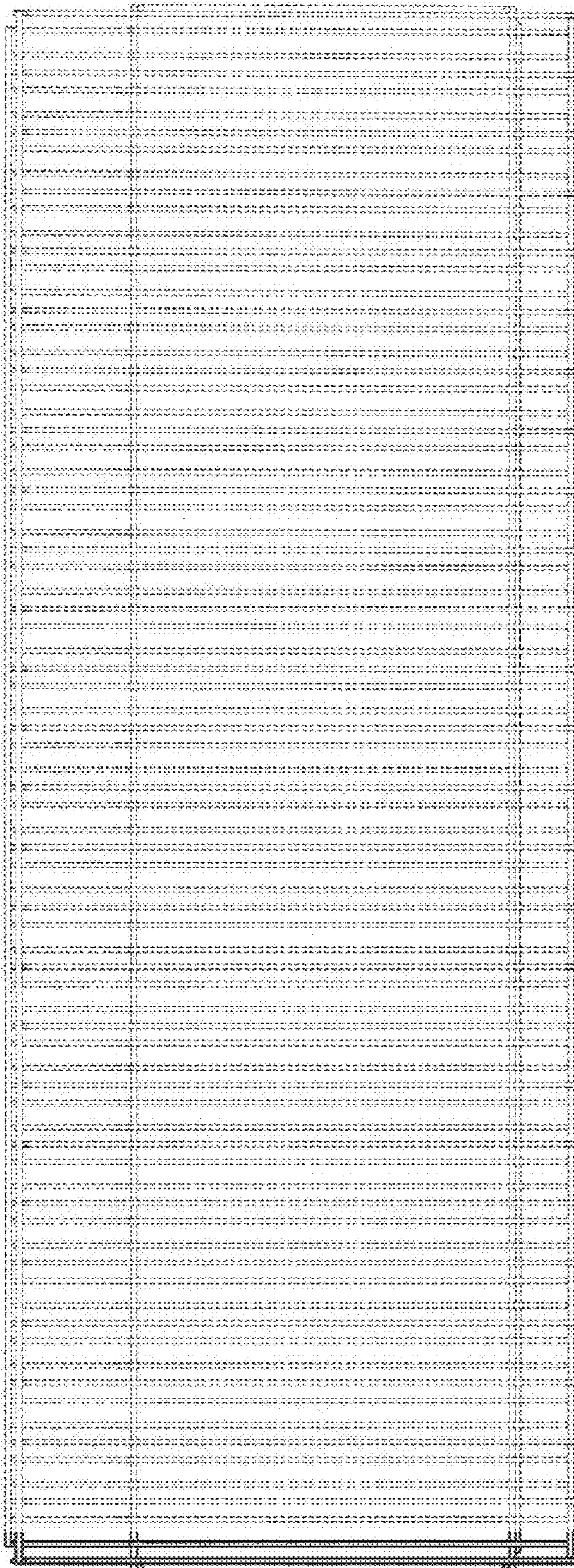


Fig. 3



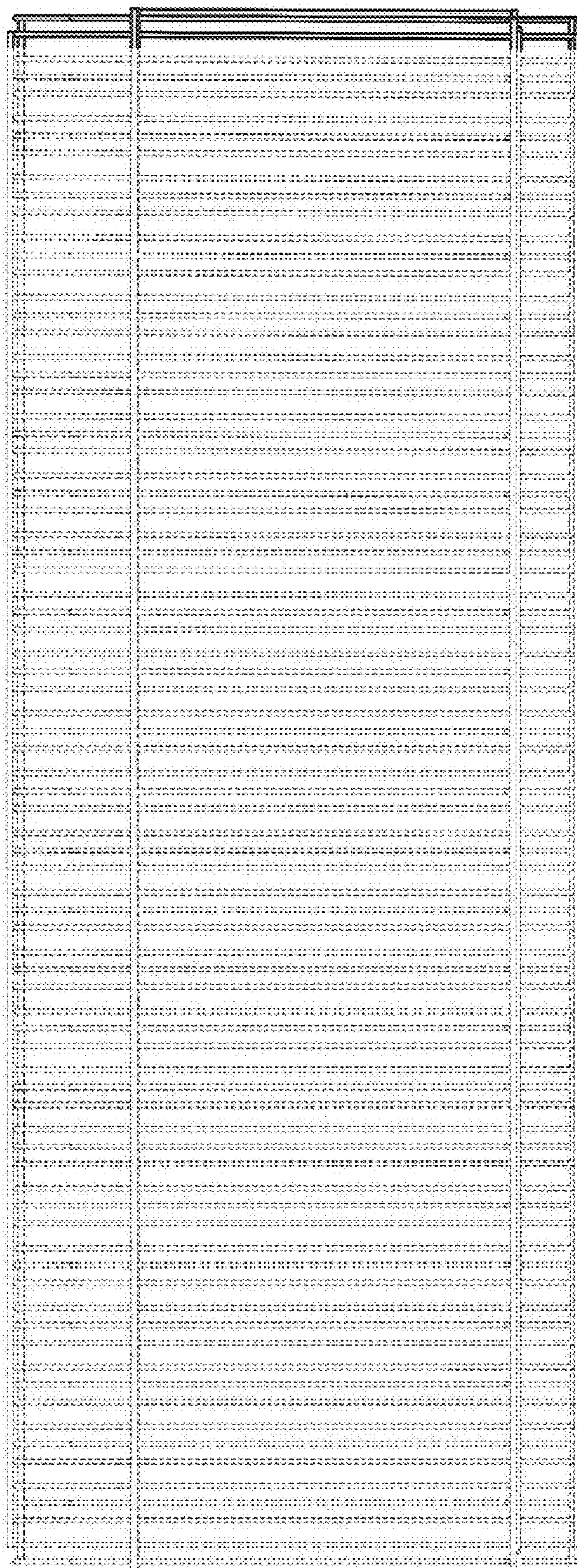


Fig. 4

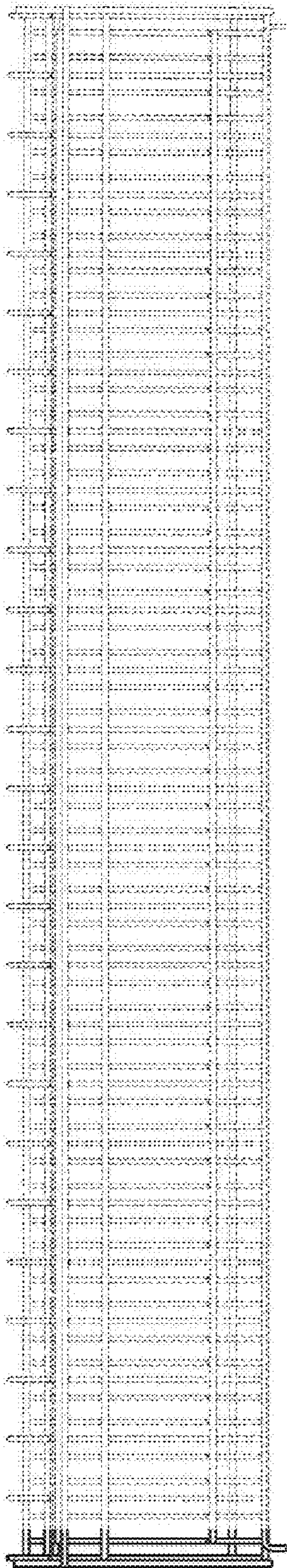


Fig. 5






Fig. 6

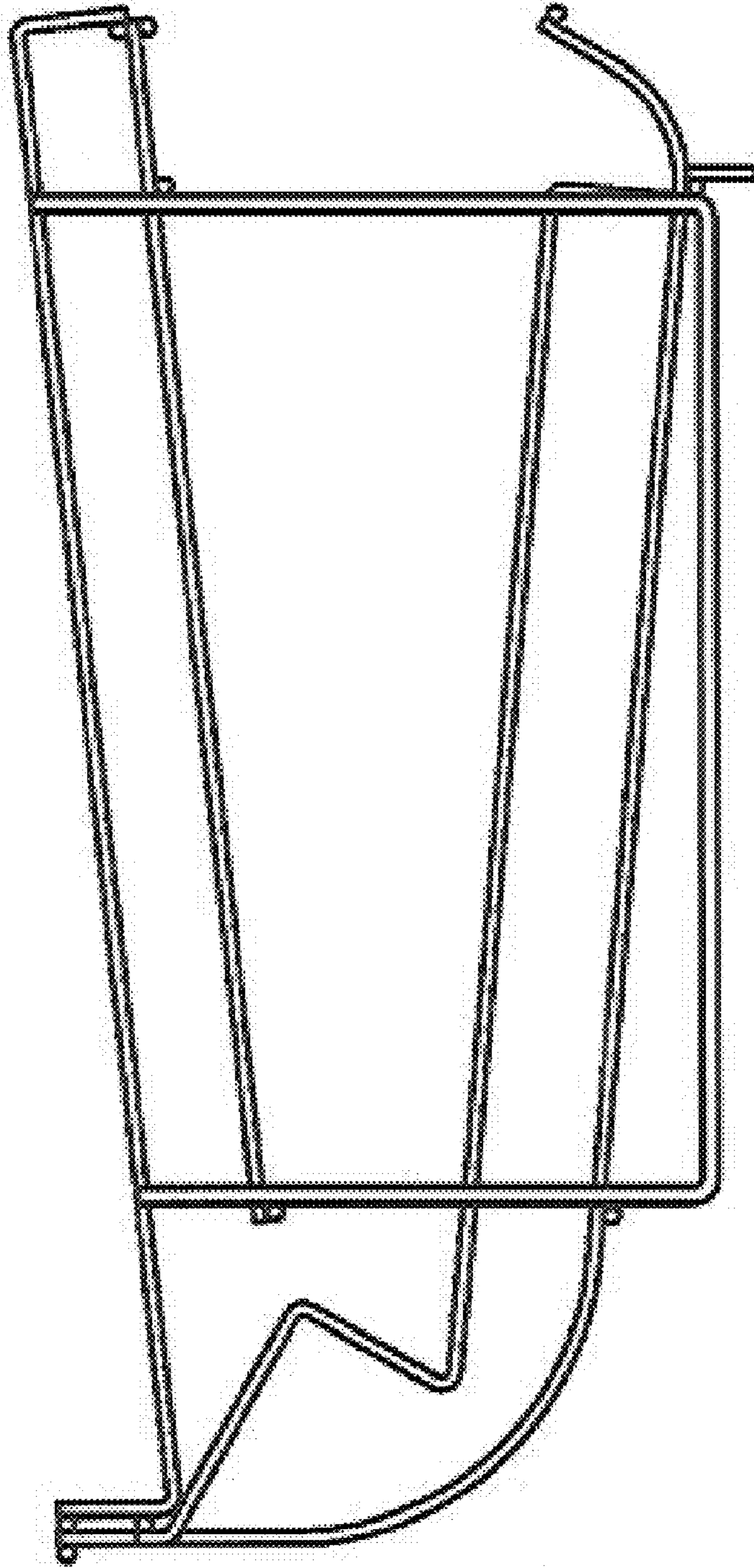


Fig. 7






Fig. 8