

US00D592419S

(12) **United States Design Patent**
Feeney

(10) **Patent No.:** **US D592,419 S**

(45) **Date of Patent:** **** May 19, 2009**

(54) **SOCK DISPENSER**

(76) **Inventor:** **Matthew C. Feeney**, 53 Elm St., #2,
Charlestown, MA (US) 02129

(**) **Term:** **14 Years**

(21) **Appl. No.:** **29/312,262**

(22) **Filed:** **Oct. 10, 2008**

(51) **LOC (9) Cl.** **06-04**

(52) **U.S. Cl.** **D6/408; D6/449**

(58) **Field of Classification Search** D6/457,
D6/449, 396, 408, 455, 466, 467, 465, 469,
D6/472, 475, 512, 515; 221/132, 125, 113,
221/311, 34; 224/274; D21/789, 720; D20/2;
312/42; 294/19.2; 206/315.9

See application file for complete search history.

(56) **References Cited**

U.S. PATENT DOCUMENTS

1,778,225	A *	10/1930	Morss	206/315.9
2,962,321	A *	11/1960	Fowler et al.	294/19.2
3,104,778	A *	9/1963	Leonard	221/34
3,549,226	A *	12/1970	Samson	312/42
4,082,209	A *	4/1978	Sanders	224/274
D280,957	S *	10/1985	Meier	D6/455
D297,862	S *	9/1988	Dryden	D6/515
D306,808	S *	3/1990	Thomas	D6/515
5,042,687	A *	8/1991	McKinley	221/311
D353,180	S *	12/1994	Dunning	D21/789
D365,952	S *	1/1996	Gagnon et al.	D6/515

D373,037	S *	8/1996	Lotti	D6/515
D414,636	S *	10/1999	Wiese	D6/515
D415,378	S *	10/1999	Fried et al.	D6/515
D421,275	S *	2/2000	Frenkler	D20/2
D431,735	S *	10/2000	Sullivan	D6/457
D464,221	S *	10/2002	Rieck	D6/515
D569,650	S *	5/2008	Cahen	D6/408

* cited by examiner

Primary Examiner—Janice E Seeger
Assistant Examiner—Sydney R Buffalow
(74) *Attorney, Agent, or Firm*—William Nitkin

(57) **CLAIM**

The ornamental design for a sock dispenser, as shown and described.

DESCRIPTION

FIG. 1 is a front elevational view of a sock dispenser showing my new design;

FIG. 2 is a rear elevational view thereof;

FIG. 3 is a left side elevational view thereof;

FIG. 4 is a right side elevational view thereof;

FIG. 5 is a top plan view thereof;

FIG. 6 is a bottom plan view thereof;

FIG. 7 is a front perspective view thereof; and,

FIG. 8 is a rear perspective view thereof.

1 Claim, 3 Drawing Sheets






FIG. 1




FIG. 2

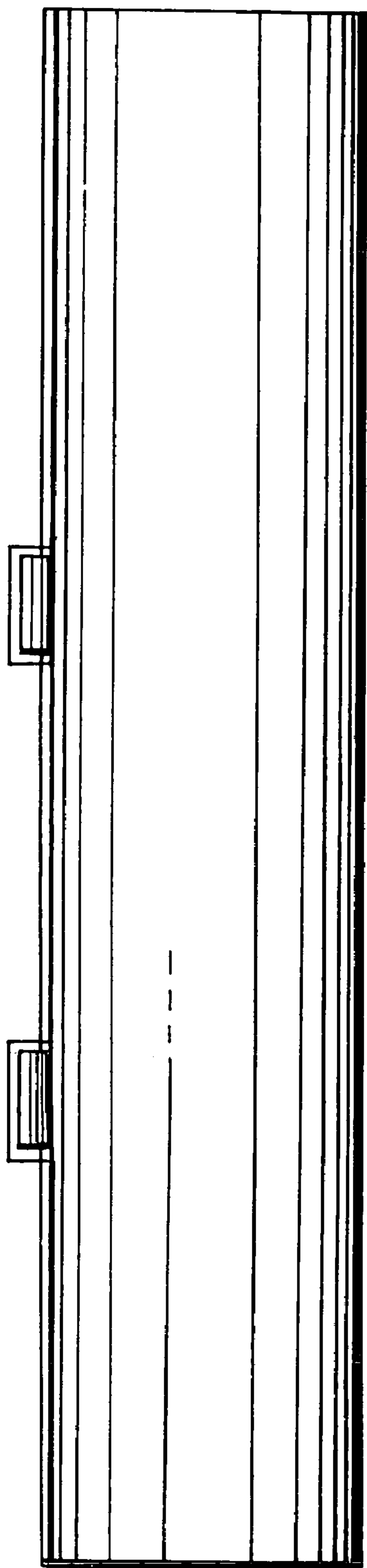


FIG. 3

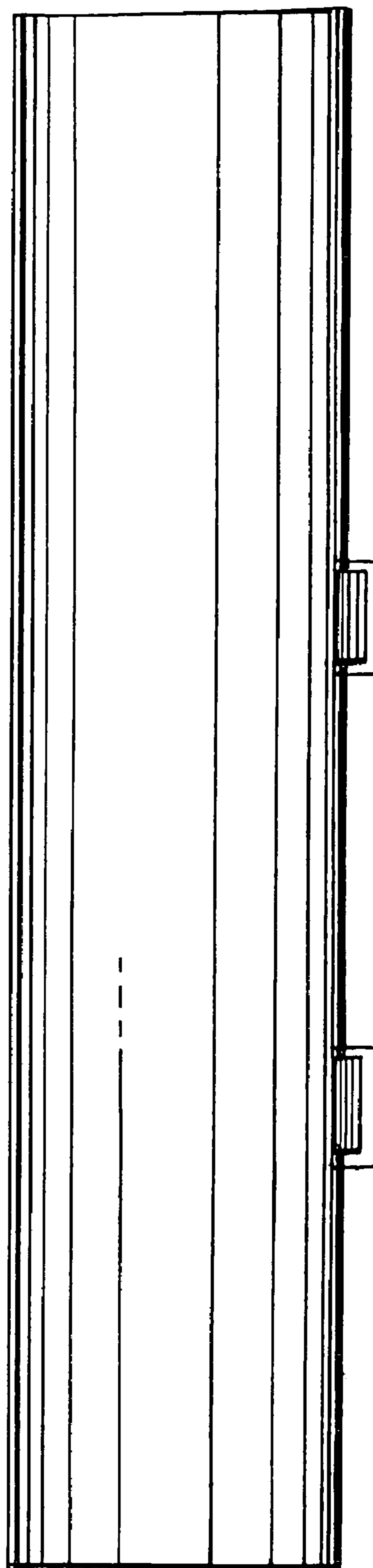


FIG. 4

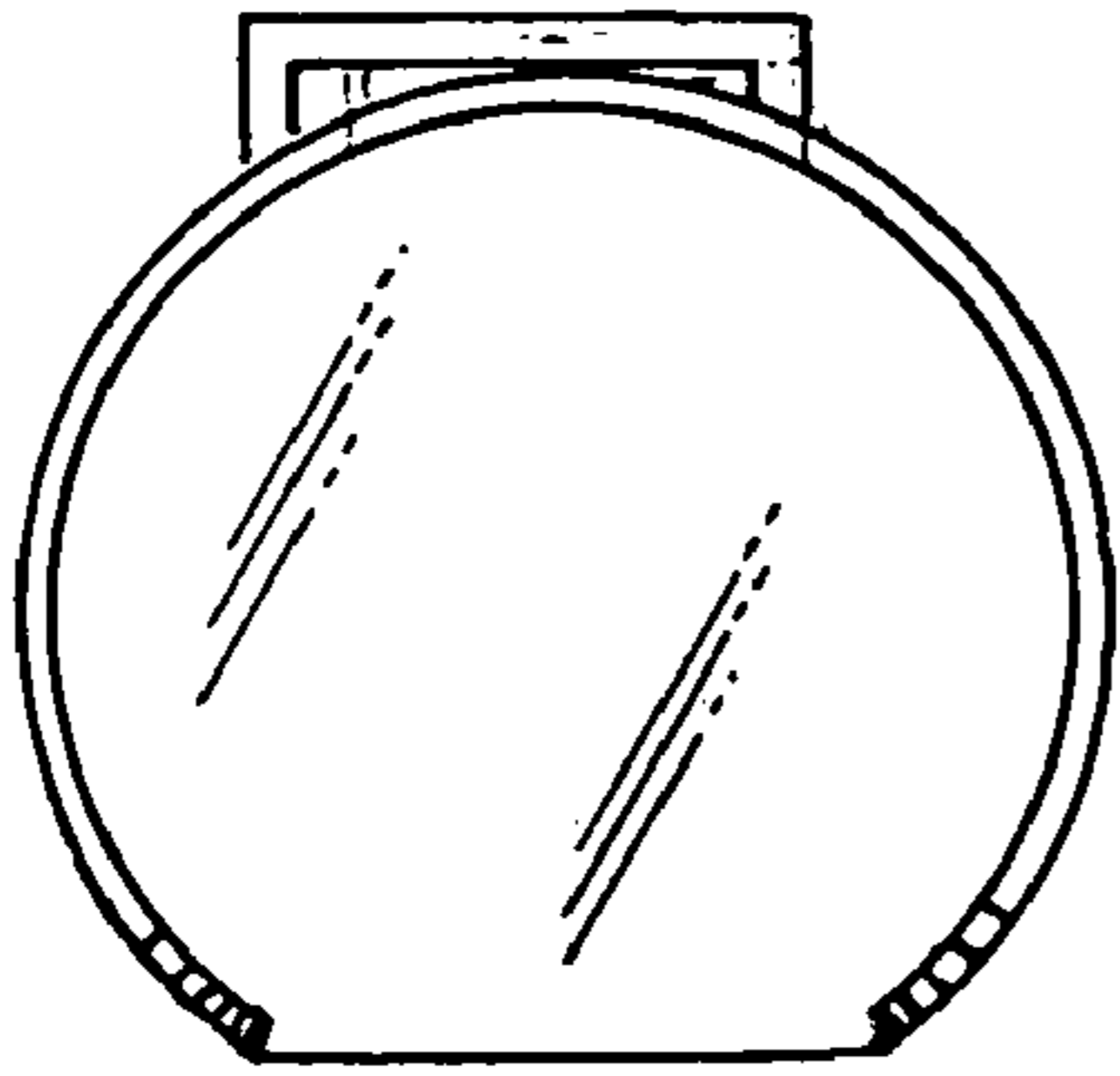


FIG. 5

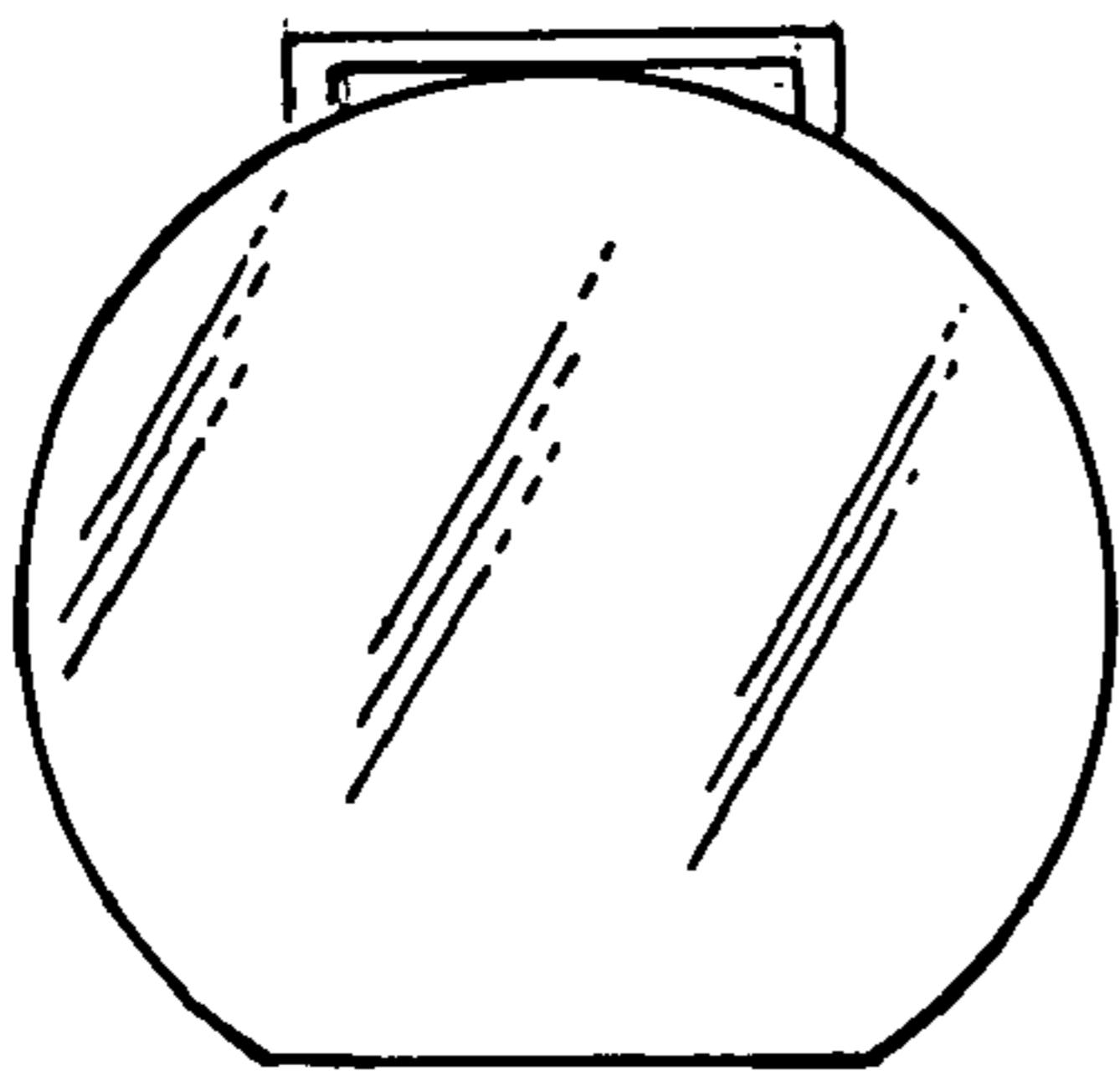


FIG. 6

FIG. 8




FIG. 7